



## Surge Protector + USB Combo 3 Pack

### MP1020SEC

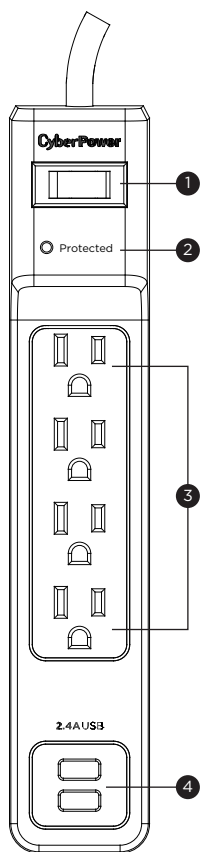
## USER MANUAL

#### CONGRATULATIONS ON YOUR PURCHASE

Thank you for selecting the CyberPower MP1020SEC Surge Protector + USB Combo Pack. This manual explains the features and operation of the MP1020SEC Surge Protector + USB Combo Pack. Please take a few moments to read this manual.

## 4-Outlet Surge Protector with 2 USB Ports

### P403UBGY



1

2

#### FEATURES

1. ON/OFF Reset Control Switch and Circuit Breaker Controls power to all outlets. The switch is also a 15 A breaker. When an overload occurs, it will automatically switch off. To resume operation, ensure the overload condition is removed and reset the surge protector by switching the unit ON.
2. Protected LED Indicator Illuminated when the surge protection feature is working properly.
3. Standard Grounded Outlets (4)
4. USB Charging Ports\* (2)  
Connect and charge up to two (2) USB devices using the USB charging ports.  
\*USB ports cannot be used as a USB hub. This device does not transfer data.

#### SPECIFICATIONS

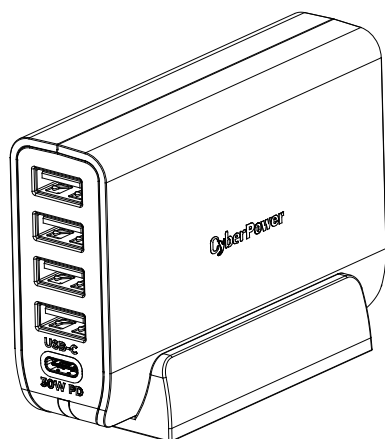
- Model Number: P403UBGY
- Outlets: Standard Grounded Outlets (4), USB Charging Ports (2)
- Power Cord Length: 3 ft
- Plug Type: Low Profile
- Surge Protection: 500 Joules
- Electrical Rating: 125 V/15 A/1875 W
- USB Charging Rating: 5 V/2.4A total
- UL Clamping Voltage: UL 1449 4th/800 V (L-N)
- Maximum Peak Current: 15,000 A
- 1 AC Line Protected: L-N: 15,000 A (The maximum surge possible on household wiring is 6,000 volts)
- Response Time: Less than 1 nanosecond
- Circuit Breaker: Resettable 15 Amp

#### TROUBLESHOOTING

- If the ON/OFF is switched OFF, the 15 Amp circuit breaker may have tripped. Examine your connected equipment and remove the device that is overloading the circuit. Then, turn the ON/OFF switch back to RESET.
- If the protected indicator does not light, the surge protector's AC lines are no longer protected from surge. The surge protector may have received a power surge or spike beyond its specified limits that overloaded the protection circuitry and rendered it inactive. The surge protector has protected your connected equipment as designed, but it will not protect against future surges, and spikes. It should be replaced.

## 5-PORT USB CHARGING STATION

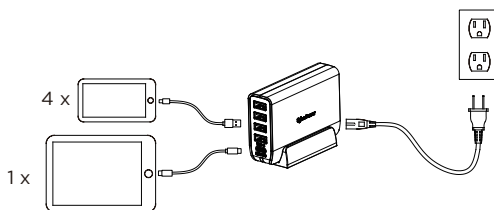
### TR15UC30



3

#### FEATURES

- 1 USB-C charging port (30W PD)
- 4 USB-A charging ports (4.2A shared)
- 5ft Power Cord
- Vertical Stand
- LED Power Indicator



4

#### OPERATION


1. Connect the power cord to the charging station and a wall socket.
2. Connect the USB cable to your mobile device and the charging station.
3. Your devices are now being charged.

#### SPECIFICATIONS

- Model Number: TR15UC30
- USB-C Charging Ports: 1
- USB-A Charging Ports: 4
- USB-C Output: 30W Power Delivery (5 V/3 A, 9 V/3 A, 15 V/2 A, 20 V/1.5 A)
- USB-A Output: 5 V/4.2 A
- Power Cord Length: 5 ft
- Plug Type: Detachable
- Input: 100-240 Vac

## 1-Outlet USB Charging Cord

### GC106U



5

INSTRUCTIONS

1. Plug the device into a standard grounding wall receptacle by fully inserting the plug and ensure that there are no exposed conductors.
2. Make sure the electronic equipment is turned off before plugging into the device's outlet. Do not use extension cords to connect equipment to the device.
3. Connected equipment can now be turned on.

SPECIFICATIONS

- Model Number: GC106U
- Outlets: Standard Grounded Outlet (1), USB Charging Ports (2)
- Power Cord Length: 6 ft
- Plug Type: Low Profile
- Electrical Rating: 125 V/10 A/1250 W
- USB Charging Rating: 5 V/2.4A total

CAUTION

**TO REDUCE THE RISK OF ELECTRIC SHOCK** - Use only in dry locations and only indoors. **DO NOT** plug into another relocatable power tap. **DO NOT** “daisy chain” the devices. **DO NOT** use with any aquarium equipment. **DO NOT** use if properly grounded outlets are not available. **DO NOT** use for medical or life support equipment.

P403UBGY features an internal protection that will disconnect the surge protective component at the end of its useful life, but it will maintain unprotected power to the load.

TECHNICAL SUPPORT

Please contact our Tech Support Department with installation, troubleshooting, or general product questions.

- Phone: 1-877-297-6937
- Email: tech@cpsww.com
- Hours of Operation: Monday – Friday 7:00am – 6:00pm CST

1-YEAR LIMITED WARRANTY

Read the following terms and conditions carefully before using the CyberPower GC106U/TR15UC30 (the “product”). By using the product, you consent to be bound by the terms and conditions of this 1-year limited warranty. **IF YOU DO NOT AGREE TO THE TERMS AND CONDITIONS OF THIS WARRANTY, YOU SHOULD RETURN THE PRODUCT FOR A FULL REFUND PRIOR TO USING IT.**

Who is providing this Warranty, and what does it cover?

Cyber Power Systems (USA), Inc. (“CyberPower”) provides this 1-year limited warranty. It only covers the original purchaser and ends if you no longer own the product. This warranty covers defects in materials and workmanship in the product under normal use and conditions. This warranty covers the product for as long as you own the product, up to 1 year from date of purchase.

What must I do to make a warranty claim?

1. Call us at (877) 297-6937, or write to us at: Cyber Power Systems (USA), Inc. 4241 12th Avenue East, Suite 400 Shakopee, MN 55379, or send us an email at claims@cpsww.com within 10 days of the occurrence for instructions.
2. Identify the product and the purchase date.
3. Provide a dated purchase receipt (or other proof of the original purchase) and provide a description of the defect.
4. Pack and ship the product to CyberPower and all claim forms that are provided to you. Show the claim number on the shipping label, or include it with the product. You must prepay all shipping costs. You are responsible for packaging and shipment, and you must pay the cost of the repair estimate.
5. Do each of these within ten days of the occurrence.

LIMITED LIFETIME WARRANTY AND CONNECTED EQUIPMENT GUARANTEE

Read the following terms and conditions carefully before using the CyberPower P403UBGY (the “product”). By using the product, you consent to be bound by the terms and conditions of this limited lifetime warranty and connected equipment guarantee (together referred to as this “warranty”). **IF YOU DO NOT AGREE TO THE TERMS AND CONDITIONS OF THIS WARRANTY, YOU SHOULD RETURN THE PRODUCT FOR A FULL REFUND PRIOR TO USING IT.**

Who is providing this warranty, and what does it cover?

Cyber Power Systems (USA), Inc. (“CyberPower”) provides this limited lifetime warranty. It only covers the original purchaser and ends if you no longer own the product. This warranty covers defects in materials and workmanship in the product under normal use and conditions. It also covers equipment connected to the product and damaged because of the failure of the product. This warranty covers the product and connected equipment for as long as you own the product.

How do you open a connected equipment claim?

1. Call us at (877) 297-6937, or write to us at: Cyber Power Systems (USA), Inc. 4241 12th Avenue East, Suite 400 Shakopee, MN 55379, or send us an email at claims@cpsww.com within 10 days of the occurrence for instructions.
2. When you contact CyberPower, identify the product, the purchase date, and the item(s) of connected equipment. Have information on all applicable insurance or other resources of recovery/payment that are available to the initial customer, and request a claim number.
3. You must provide a dated purchase receipt (or other proof of the original purchase) for the CyberPower unit and connected equipment. You also need to provide a description of the damage to your connected equipment.
4. Pack and ship the product to CyberPower and the item(s) of connected equipment, a repair cost estimate for the damage to the connected equipment, and all claim forms that CyberPower provides to you. Show the claim number on the shipping label, or include it with the product. You must prepay all shipping costs. You are responsible for packaging and shipment, and you must pay the cost of the repair estimate.

What will CyberPower do to correct problems?

CyberPower will inspect and examine the product. If the product is defective in material or workmanship, CyberPower will replace it at CyberPower's expense, or CyberPower will refund the full purchase price you paid for the product (purchase receipt showing price paid is required). If the product failed to protect any equipment plugged into it, we will also send you forms for making your claim for the connected equipment. We will repair or replace the equipment that was damaged because of the failure of the product or pay you the **fair market value (NOT REPLACEMENT COST)**, of the equipment at of the time of the damage. We will use Orion Blue Book, another third-party valuation guide, eBay, Craigslist, or other source to establish that amount. Our maximum liability is limited to \$15,000 for the P403UBGY.

Who pays for shipping?

We pay shipping when we send items to you; you pay when you send items to us.

What are some things this Warranty does not cover?

1. **THIS WARRANTY DOES NOT COVER: ANY SOFTWARE THAT WAS DAMAGED, SOFTWARE THAT NEEDS TO BE REPLACED DUE TO THE FAILURE OF THE PRODUCT, OR ANY DATA THAT IS LOST AS A RESULT OF THE FAILURE. THIS WARRANTY DOES NOT COVER THE RESTORATION OF DATA OR RECORDS, OR THE REINSTALLATION OF SOFTWARE.**
2. This warranty does not cover: misuse, modification, operation or storage outside of the environmental limits of the product or the equipment connected to it. It does not cover damage while in transit or in storage; if there has been improper operation or maintenance, or use with items not designed or intended for use with the product, such as laser printers, appliances, aquariums, medical, or life support devices, etc.

What are the other limitations?

The sole and exclusive remedies of the initial customer are those provided by this warranty.

1. This warranty does not apply unless the product and the connected equipment were connected to properly wired and grounded outlets (including compliance with electrical and safety codes of the most current electrical code), without the use of any adapters or other connectors.
2. The product must have been plugged directly into the power source. The equipment connected to the product must be directly connected in the product, not “daisy chained” together in serial fashion with any extension cords, another product, or device similar to the product, surge suppressor, or power tap. Any such installation voids the warranty.
3. The product and connected equipment must have been used properly in a suitable environment, in conformance with any applicable license, instruction manual, or warnings.
4. The product must have been used at all times within the limitations on the product's maximum rated wattage.

Where can I get more information?

Contact us at:  
Cyber Power Systems (USA), Inc.  
4241 12th Avenue East, Suite 400  
Shakopee, MN 55379;  
Call us at (877) 297-6937;  
Send us an email message at claims@cpsww.com.

PRODUCT REGISTRATION

Prompt product registration assures coverage under the limited lifetime warranty, and also allows the opportunity of notifications for product enhancements, upgrades, and other announcements.

Registration is quick and easy. Go to the Product Registration Page at CyberPowerSystems.com/registration.

CONTACT INFORMATION

Cyber Power Systems (USA), Inc.  
4241 12th Avenue East, Suite 400  
Shakopee, MN 55379  
Toll-free: 1-877-297-6937 | CyberPowerSystems.com

CONFORMANCE APPROVALS



This device complies with Part 15 of the FCC Rules. Operation is subject to the following two conditions: (1) this device may not cause harmful interference, and (2) this device must accept any interference received, including interference that may cause undesired operation.

This equipment has been tested and found to comply with the limits for a Class B digital device, pursuant to Part 15 of the FCC Rules. These limits are designed to provide reasonable protection against harmful interference in a residential installation. This equipment generates, uses, and can radiate radio frequency energy and, if not installed and used in accordance with the instructions, may cause harmful interference to radio communications.

However, there is no guarantee that interference will not occur in a particular installation. If this equipment does cause harmful interference to radio or television reception, which can be determined by turning the equipment off and on, the user is encouraged to try to correct the interference by one or more of the following measures:

- Reorient or relocate the receiving antenna.
- Increase the separation between the equipment and receiver.
- Connect the equipment into an outlet on a circuit different from that to which the receiver is connected.
- Consult the dealer or an experienced radio/TV technician for help.

**WARNING:** Changes or modifications not expressly approved by the party responsible for compliance could void the user's authority to operate the equipment.

**⚠ WARNING:** This product can expose you to chemicals including bisphenol A (BPA) and styrene (ABS), which is known to the State of California to cause reproductive harm and cancer.  
For more information, go to [www.P65Warnings.ca.gov](http://www.P65Warnings.ca.gov).



Please join CyberPower in caring for the environment by recycling.



This device is manufactured using environmentally-safe procedures in compliance with the Restriction of Hazardous Substances (RoHS) directive.



UL Listed to U.S. and Canadian Safety Standards UL 1449. This product is listed to applicable U.S. and Canadian safety standards by Underwriters Laboratories Inc.



© 2020 Cyber Power Systems (USA), Inc. All rights reserved.  
All other trademarks are the property of their respective owners.

CyberPowerSystems.com