


### Overview

#### HPE Superdome Flex 280 Solutions for SAP HANA

HPE Superdome Flex 280 Solutions for SAP HANA are performance optimized systems for mission-critical use cases, offering modular and cost-efficient scalability up to 8 processors in a single system.

Architected with the 3rd generation Intel® Xeon® Scalable Processors, and built-in RAS features such as advanced memory resiliency, “firmware first” approach, analysis engine and self-healing, make HPE Superdome Flex 280 solutions for SAP HANA ideal for your medium sized, mission-critical workloads.

---



HPE Superdome Flex 280 Solutions for SAP HANA

---

## Standard Features

### Address Evolving Business Needs with Choice and Flexibility

- HPE Superdome Flex 280 Solutions for SAP HANA scale from 2-8 sockets with up to 12 TB of memory, spanning use cases across SAP S/4 HANA and SAP BW/4 HANA, in scale-up and scale-out configurations.
- Choice of deployment (appliances or TDI) and consumption models (on-premises or in the cloud) lets you fine-tune your SAP HANA landscapes and investment to realize increased ROI, without compromising on flexibility, performance, or scalability.
- HPE Greenlake for SAP HANA offers a tailored consumption model, right sized for you, offering consumption flexibility while maintaining on-premises control.

### Customized for Mission-Critical SAP HANA Use Cases

- HPE Superdome Flex 280 Solutions for SAP HANA feature higher bandwidth and faster data rates than prior generations for faster time to insights.<sup>1</sup>
- Designed to provide up to 24 TB of memory in a single system using DRAM only or in combination with Intel® Optane Persistent Memory 200 series for Hewlett Packard Enterprise.
- Manage your SAP infrastructure easily with available HPE OneView, OpenStack®, Redfish APIs, and an easy-to-use server management GUI.

### Safeguard Mission-Critical SAP HANA Workloads with Extreme Reliability and Superior Security

- HPE Superdome Flex 280 Solutions for SAP HANA provide increased uptime and reliability, with built-in RAS capabilities to deliver one of the highest service levels for mission critical applications.
- Superior, end-to-end RAS spans component redundancy and innovative firmware first, self-healing, and advanced memory resiliency technology.
- Available with HPE Serviceguard for fully automated and unattended high availability and disaster tolerance solutions for SAP HANA use cases to reduce unplanned downtime.

**Notes:** <sup>1</sup>The 3rd generation Intel Xeon Scalable processor architecture delivers six UPI links, twice than the 2nd generation Intel Xeon Scalable processor architecture. Maximum data rate is 3200 MT/s @ 1DPC, 9% higher than with 2nd generation Intel Xeon Scalable processors

---

## SAP Certified Configurations

HPE Superdome Flex 280 Solutions for SAP HANA are available in a variety of configuration choices for all your SAP HANA use cases and workloads.

- **SAP certified Scale-up configurations for SAP HANA use cases:** Ideal for SAP Business Suite on HANA (SoH) or S/4HANA use cases, the HPE Superdome Flex 280 Solutions for SAP HANA are certified with up to 12TB of memory in a Scale-up appliance configuration.
- **SAP certified Scale-out configurations for SAP HANA use cases:** Ideal for Business Warehousing on HANA (BWoH) or B/4HANA use cases, the HPE Superdome Flex 280 Solutions for SAP HANA can be deployed with up to 16 scale-out nodes with up to 6TB of memory per node.

For more information, refer to the SAP HANA Certified Hardware Directory at:

<https://www.sap.com/dmc/exp/2014-09-02-hana-hardware/enEN/appliances.html#categories=certified%23Hewlett%20Packard%20Enterprise>

HPE Superdome Flex Solutions for SAP HANA can be deployed as certified appliances or as SAP Tailored Datacenter Integration (TDI) compute blocks.

---



## Service and Support

### HPE Services

No matter where you are in your digital transformation journey, you can count on HPE Services to deliver the expertise you need when, where and how you need it. From planning to deployment, ongoing operations and beyond, our experts can help you realize your digital ambitions.

<https://www.hpe.com/services>

---

### Consulting Services

No matter where you are in your journey to hybrid cloud, experts can help you map out your next steps. From determining what workloads should live where, to handling governance and compliance, to managing costs, our experts can help you optimize your operations.

<https://www.hpe.com/services/consulting>

---

### HPE Managed Services

HPE runs your IT operations, providing services that monitor, operate, and optimize your infrastructure and applications, delivered consistently and globally to give you unified control and let you focus on innovation.

[HPE Managed Services | HPE](#)

---

### Operational services

Optimize your entire IT environment and drive innovation. Manage day-to-day IT operational tasks while freeing up valuable time and resources. Meet service-level targets and business objectives with features designed to drive better business outcomes.

<https://www.hpe.com/services/operational>

---

### HPE Complete Care Service

HPE Complete Care Service is a modular, edge-to-cloud IT environment service designed to help optimize your entire IT environment and achieve agreed upon IT outcomes and business goals through a personalized experience. All delivered by an assigned team of HPE Services experts. HPE Complete Care Service provides:

- A complete coverage approach -- edge to cloud
- An assigned HPE team
- Modular and fully personalized engagement
- Enhanced Incident Management experience with priority access
- Digitally enabled and AI driven customer experience

<https://www.hpe.com/services/completercare>

---

### HPE Tech Care Service

HPE Tech Care Service is the operational support service experience for HPE products. The service goes beyond traditional support by providing access to product specific experts, an AI driven digital experience, and general technical guidance to not only reduce risk but constantly search for ways to do things better. HPE Tech Care Service delivers a customer-centric, AI driven, and digitally enabled customer experience to move your business forward. HPE Tech Care Service is available in three response levels. Basic, which provides 9x5 business hour availability and a 2-hour response time. Essential which provides a 15-minute response time 24x7 for most enterprise level customers, and Critical which includes a 6-hour repair commitment where available and outage management response for severity 1 incidents.

<https://www.hpe.com/services/techcare>

---



## Service and Support

### HPE Lifecycle Services

HPE Lifecycle Services provide a variety of options to help maintain your HPE systems and solutions at all stages of the product lifecycle. A few popular examples include:

- Lifecycle Install and Startup Services: Various levels for physical installation and power on, remote access setup, installation and startup, and enhanced installation services with the operating system.
- HPE Firmware Update Analysis Service: Recommendations for firmware revision levels for selected HPE products, taking into account the relevant revision dependencies within your IT environment.
- HPE Firmware Update Implementation Service: Implementation of firmware updates for selected HPE server, storage, and solution products, taking into account the relevant revision dependencies within your IT environment.
- Implementation assistance services: Highly trained technical service specialists to assist you with a variety of activities, ranging from design, implementation, and platform deployment to consolidation, migration, project management, and onsite technical forums.
- HPE Service Credits: Access to prepaid services for flexibility to choose from a variety of specialized service activities, including assessments, performance maintenance reviews, firmware management, professional services, and operational best practices.

**Notes:** To review the list of Lifecycle Services available for your product go to:

<https://www.hpe.com/services/lifecycle>

For a list of the most frequently purchased services using service credits, see the [HPE Service Credits Menu](#)

---

### Other Related Services from HPE Services:

#### HPE Education Services

Training and certification designed for IT and business professionals across all industries. Broad catalogue of course offerings to expand skills and proficiencies in topics ranging from cloud and cybersecurity to AI and DevOps. Create learning paths to expand proficiency in a specific subject. Schedule training in a way that works best for your business with flexible continuous learning options.

<https://www.hpe.com/services/training>

#### Defective Media Retention

An option available with HPE Complete Care Service and HPE Tech Care Service and applies only to Disk or eligible SSD/Flash Drives replaced by HPE due to malfunction.

Consult your HPE Sales Representative or Authorized Channel Partner of choice for any additional questions and services options.

### Parts and Materials

HPE will provide HPE-supported replacement parts and materials necessary to maintain the covered hardware product in operating condition, including parts and materials for available and recommended engineering improvements.

Parts and components that have reached their maximum supported lifetime and/or the maximum usage limitations as set forth in the manufacturer's operating manual, product quick-specs, or the technical product data sheet will not be provided, repaired, or replaced as part of these services.

### How to Purchase Services

Services are sold by Hewlett Packard Enterprise and Hewlett Packard Enterprise Authorized Service Partners:

- Services for customers purchasing from HPE or an enterprise reseller are quoted using HPE order configuration tools.
- Customers purchasing from a commercial reseller can find services at <https://ssc.hpe.com/portal/site/ssc/>



## Service and Support

### AI Powered and Digitally Enabled Support Experience

Achieve faster time to resolution with access to product-specific resources and expertise through a digital and data driven customer experience

Sign into the HPE Support Center experience, featuring streamlined self-serve case creation and management capabilities with inline knowledge recommendations. You will also find personalized task alerts and powerful troubleshooting support through an intelligent virtual agent with seamless transition when needed to a live support agent.

<https://support.hpe.com/hpesc/public/home/signin>

---

### Consume IT On Your Terms

**HPE GreenLake** edge-to-cloud platform brings the cloud experience directly to your apps and data wherever they are—the edge, colocations, or your data center. It delivers cloud services for on-premises IT infrastructure specifically tailored to your most demanding workloads. With a pay-per-use, scalable, point-and-click self-service experience that is managed for you, HPE GreenLake edge-to-cloud platform accelerates digital transformation in a distributed, edge-to-cloud world.

- Get faster time to market
- Save on TCO, align costs to business
- Scale quickly, meet unpredictable demand
- Simplify IT operations across your data centers and clouds

To learn more about HPE Services, please contact your Hewlett Packard Enterprise sales representative or Hewlett Packard Enterprise Authorized Channel Partner. Contact information for a representative in your area can be found at "Contact HPE"

<https://www.hpe.com/us/en/contact-hpe.html>

For more information

<http://www.hpe.com/services>

---



## Configuration Information

### Step 1: Select your HPE Superdome Flex 280 Solutions for SAP HANA Configuration

- Scale-up configurations can be deployed as certified appliances or SAP Tailored Datacenter Integration (TDI), and are available in 2 to 8 CPU configurations.
- Scale-out configurations can be deployed as SAP Tailored Datacenter Integration (TDI) with up to 16 nodes, with either 4 CPU or 8 CPU per node, and up to 6TB of memory per 8 CPU scale-out node.

#### Processors

- A choice of processors based on the 3rd generation Intel® Xeon® Scalable Platform architecture is available.
- For production use cases, when deployed as an appliance, only the Intel® Xeon® Platinum 8376H, 8376HL, 8380H, 8380HL are allowed.
- When deployed as SAP Tailored Datacenter Integration (TDI) compute blocks in a scale-up configuration with up to 4 CPUs, any Intel Xeon Platinum or Gold CPU with 8 cores or more can be used for production use cases.
- Scale-up configurations with 8 CPU require Intel Xeon Platinum CPUs.
- For scale-out use cases, only the Intel Xeon Platinum CPUs can be used.
- For more details and information on processor choices, refer to the Superdome Flex 280 server QuickSpecs here: <https://h20195.www2.hpe.com/v2/GetDocument.aspx?docname=a00059763enw>

#### Memory

A choice of 64GB and 128GB DIMMs is available for the SAP certified configurations listed on the SAP certified hardware directory here [https://www.sap.com/dmc/exp/2014-09-02-hana-](https://www.sap.com/dmc/exp/2014-09-02-hana-hardware/enEN/appliances.html#categories=certified%23Hewlett%20Packard%20Enterprise)

[hardware/enEN/appliances.html#categories=certified%23Hewlett%20Packard%20Enterprise](https://www.sap.com/dmc/exp/2014-09-02-hana-hardware/enEN/appliances.html#categories=certified%23Hewlett%20Packard%20Enterprise)

Customers can choose between high-performance all-DRAM systems or a combination of DRAM and Persistent Memory with Intel® Optane™ persistent memory 200 series.

#### Dual Purpose Storage

Additional storage can be added in a dual purpose configuration in high availability and disaster tolerance scenarios, allowing for dual role of a secondary scale-out instance as both a failover target, or as a secondary test or development instance.

#### Operating System

A choice of either the SUSE Linux Enterprise Server for SAP Applications Operating System or the Red Hat Enterprise Linux for SAP HANA Operating System is available, both with either a 3 year or a 5 year subscription. Both operating system subscriptions are available for bare-metal or virtualized deployments with support for unlimited virtual machines. The quantity of Operating System Licenses depends on the number of CPUs or sockets on the chassis being ordered. For each 2 CPUs on order, select quantity 1 of the operating system licenses.

### Step 2: Choose Services and Support

HPE offers various services from basic installation to turnkey deployment for HPE Solutions for SAP HANA:

- **HPE Installation or HPE Installation and Startup Services** are available via the standard ordering process to add these services to the product order.
- **HPE Factory Express Integration Services for SAP HANA** are available specific to the HPE solution for SAP HANA selected. See Supported Products List for eligibility. HPE Installation Service is mandatory with this service. Factory Express services require customer engagement to provide input on specific customer configuration details via a Customer Intent Document.
- **HPE Rapid Deployment Services for SAP HANA** are available specific to the HPE solution for SAP HANA selected. See Supported Products List for eligibility. HPE Factory Express Integration Service and Installation Service are mandatory with this service.



## Configuration information

### Select HPE COE Service for SAP HANA

HPE COE Service for SAP HANA is available on select HPE Predefined Configurations for SAP HANA. See Supported Products List for eligibility. HPE Rapid Deployment Service, HPE Factory Express Integration Service and Installation Service are mandatory with this service and provide a complete turnkey deployment experience.

### Select Operational Service

HPE Operational Services provide a range of choices of operational support levels to meet your needs. Select either HPE Tech Care or HPE Complete Care and select the desired duration and reactive support level.

---



## Technical Specifications

For detailed technical specifications, including power consumption, dimensions, weights, etc., refer to the QuickSpecs below:

- **Compute:**
    - HPE Superdome Flex 280 QuickSpecs:  
<https://www.hpe.com/h20195/v2/GetDocument.aspx?docname=a00026242enw>
  - **Dual Purpose Storage:**
    - HPE D3710 Storage Enclosure QuickSpecs:  
<https://www.hpe.com/h20195/v2/GetDocument.aspx?docname=c04227611>
- 






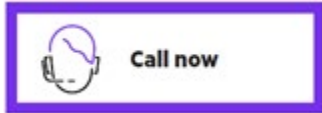
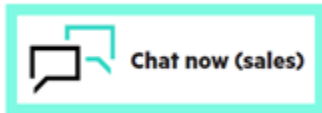
## Summary of Changes

Date	Version History	Action	Description of Change
04-Dec-2023	Version 4	Changed	Service and Support section was updated
15-Sep-2021	Version 3	Changed	Configuration Information section was updated Service and Support Pointnext Tech Care and Complete Care information added
17-May-2021	Version 2	Changed	Service and Support and Configuration Information sections were updated
02-Nov-2020	Version 1	New	New QuickSpecs



## Copyright

Make the right purchase decision.  
Contact our presales specialists.



© Copyright 2023 Hewlett Packard Enterprise Development LP. The information contained herein is subject to change without notice. The only warranties for Hewlett Packard Enterprise products and services are set forth in the express warranty statements accompanying such products and services. Nothing herein should be construed as constituting an additional warranty. Hewlett Packard Enterprise shall not be liable for technical or editorial errors or omissions contained herein.

a00000586enw - 15759 - Worldwide - V4 - 04-December-2023