

### Overview

**Shape the Future of QuickSpecs – Your Input Matters**

### HPE Networking Comware Switch Series 5150 EI

The HPE Networking Comware Switch Series 5150 EI is a family of stackable L3 access switches powered by HPE Comware OS delivering cost-optimized scalability and resiliency for small, medium, and large enterprise campus networks.

With 8, 24, and 48 gigabit ports, options for mixed copper and fiber connectivity, and up to 30 watts of 802.3at PoE per port this flexible series is ready to connect your edge clients, servers, and IoT devices. Built-in 10 GbE uplinks and Intelligent Resilient Fabric (IRF) stacking up to 9-members adds scale, resiliency, and simplification to your access network, enabling network operators to manage the whole stack as a single logical switch.

Network visibility, management, and operation tools for this series include standard CLI and the Smart Management Center (SmartMC), embedded and ready to use at no additional cost. The series integrates with HPE Aruba Networking IMC, delivering a centralized point of control for your entire network



**HPE Networking Comware Sw 24F 8G 4P 5150EI (S5T48A)**



**HPE Networking Comware Sw 24G 4P 5150EI (S5T49A)**

Overview



**HPE Networking Comware Sw 48G 4P 5150EI (S5T50A)**




**HPE Networking Comware Sw 24G PoE+ 4F 4P 5150EI (S5T51A)**



**HPE Networking Comware Sw 48G PoE+ 4P 5150EI (S5T52A)**



## Overview



**HPE Networking Comware Sw 8G 2F 2P 5150EI (S5T53A)**



**HPE Networking Comware Sw 8G PoE+ 2F 2P 5150EI (S5T54A)**

### Key features

- Family of stackable layer 3 access switches for campus and branch networks, includes OSPF, EIGRP, ISIS, RIP and routed access protocols
- Configurations include models with 8, 24, and 48 built-in 1 GbE downlinks with 4x 1/10 GbE uplinks and options with 30 watts of 802.3at compliant POE per port
- Up to 9-member stacking for 432 ports of scale using Intelligent Resilient Fabric (IRF) architecture
- 24-port fiber option available with dual, modular, field-replaceable power supplies
- Secure Boot enabled for safe, trusted boot up of HPE Comware OS
- Embedded CLI and Smart Management Centre (SmartMC) network management capabilities at no additional cost
- Energy Efficient Ethernet and energy-saving green design automatically reduces power to idle ports and powers down unused ports



## Standard Features

### Software-defined networking

#### OpenFlow

Supports OpenFlow 1.3 specification to enable SDN by allowing separation of the data (packet forwarding) and control (routing decision) paths

---

### Quality of Service (QoS)

#### Broadcast control

Allows limitation of broadcast traffic rate to cut down on unwanted network broadcast traffic

#### Advanced classifier-based QoS

Classifies traffic using multiple match criteria based on Layer 2, 3, and 4 information; applies QoS policies such as setting priority level and rate limit to selected traffic on a port, VLAN, or whole switch

#### Powerful QoS feature

Supports the following congestion actions: strict priority (SP) queuing, weighted round robin (WRR), and SP+WRR

#### Traffic policing

Supports Committed Access Rate (CAR) and line rate

---

### Connectivity

#### Auto-MDIX

Automatically adjusts for straight-through or crossover cables on all 10/100/1000 ports

#### Flow control

Provides back pressure using standard IEEE 802.3x, reducing congestion in heavy traffic situations

#### High-density connectivity

Provides up to 48 fixed 10/100/1000BASE-T ports in a Layer 2/Layer 3 switch

#### IEEE 802.3at Power over Ethernet (PoE+) support

Simplifies deployment and dramatically reduces installation costs by helping to eliminate the time and cost involved in supplying local power at each access point location

#### Ethernet operations, administration and maintenance (OAM)

Detects data link layer problems that occurred in the "last mile" using the IEEE 802.3ah OAM standard; monitors the status of the link between two devices

---

### Resiliency and high availability

#### Separate data and control paths

Separate control from services and keeps service processing isolated; increases security and performance

#### External redundant power supply

Provides high reliability

#### Smart link

Allows 100 ms failover between links

#### Spanning Tree/MSTP, RSTP, PVST+, RPVST+

Link redundancy with support for protocols such as Multiple Spanning Tree Protocol (MSTP), Rapid Spanning Tree Protocol (RSTP), Per-VLAN Spanning Tree (PVST+), Rapid Per-VLAN Spanning Tree (RPVST+), and Smart Link provides high availability



## Standard Features

### Intelligent Resilient Fabric (IRF)

Creates virtual resilient switching fabrics, where two or more switches perform as a single L2 switch and L3 router; switches do not have to be co-located and can be part of a disaster-recovery system; servers or switches can be attached using standard LACP for automatic load balancing and high availability; can eliminate the need for complex protocols like Spanning Tree Protocol, O, or VRRP, thereby simplifying network operation

---

### Layer 3 routing

#### Static IP routing

Provides manually configured routing for both IPv4 and IPv6 networks

#### Open Shortest Path First (OSPF)

An Interior Gateway Protocol (IGP) that uses a link state routing algorithm; supports OSPFv1/v2 and OSPFv3

#### Routing Information Protocol (RIP)

Uses a distance vector algorithm with UDP packets for route determination; supports RIPv1 and RIPv2 routing; includes loop protection

---

## Management

### Remote configuration and management

Enables configuration and management through a secure Web browser or a CLI located on a remote device

### Manager and operator privilege levels

Provides read-only (operator) and read/write (manager) access on CLI and Web browser management interfaces

### Command authorization

Leverages HWTACACS to link a custom list of CLI commands to an individual network administrator's login; also provides an audit trail

### Secure Web GUI

Provides a secure, easy-to-use graphical interface for configuring the module via HTTPS

### Multiple configuration files

Stores easily to the flash image

### Complete session logging

Provides detailed information for problem identification and resolution

### Remote monitoring (RMON)

Uses standard SNMP to monitor essential network functions; supports events, alarm, history, and statistics group plus a private alarm extension group

### IEEE 802.1AB Link Layer Discovery Protocol (LLDP)

Advertises and receives management information from adjacent devices on a network, facilitating easy mapping by network management applications

### sFlow (RFC 3176)

Provides scalable ASIC-based wirespeed network monitoring and accounting with no impact on network performance; this allows network operators to gather a variety of sophisticated network statistics and information for capacity planning and real-time network monitoring purposes

### Management VLAN

Segments traffic to and from management interfaces, including CLI/telnet, a Web browser interface, and SNMP



## Standard Features

### Remote intelligent mirroring

Mirrors ingress ACL-selected traffic from a switch port or VLAN to a local or remote switch port anywhere on the network

### Device Link Detection Protocol (DLDP)

Monitors a cable between two compatible switches and shuts down the ports on both ends if the cable is broken, which prevents network problems such as loops

### IPv6 management

Provides future-proof networking because the switch is capable of being managed whether the attached network is running IPv4 or IPv6; supports pingv6, tracertv6, Telnetv6, TFTPv6, DNSv6, syslogv6, FTPv6, SNMPv6, DHCPv6, and RADIUS for IPv6

### Troubleshooting

Ingress and egress port monitoring enables network problem-solving; virtual cable tests provide visibility into cable problems

### Smart Management Center (SmartMC)

Embedded network management tool with a web-based GUI to simplify operations and facilitate centralized management. It is made available at no additional cost and offers centralized configuration backup, software version management and seamless switch replacement.

### HPE Intelligent Management Center (IMC)

Integrates fault management, element configuration, and network monitoring from a central vantage point; built-in support for third-party devices enables network administrators to centrally manage all network elements with a variety of automated tasks, including discovery, categorization, baseline configurations, and software images; the software also provides configuration comparison tools, version tracking, change alerts, and more

### Network Management

SNMP v1/v2c/v3, MIB-II with Traps, and RADIUS Authentication Client MIB (RFC 2618); embedded HTML management tool with secure access

---

## Security

### Access control lists (ACLs)

Provides IP Layer 2 to Layer 4 traffic filtering; supports global ACL, VLAN ACL, port ACL, and IPv6 ACL

### IEEE 802.1X

Industry-standard method of user authentication using an IEEE 802.1X supplicant on the client in conjunction with a RADIUS server

### MAC-based authentication

Client is authenticated with the RADIUS server based on the client's MAC address

### Identity-driven security and access control

- **Per-user ACLs**  
Permits or denies user access to specific network resources based on user identity and time of day, allowing multiple types of users on the same network to access specific network services without risking network security or providing unauthorized access to sensitive data
- **Automatic VLAN assignment**  
Automatically assigns users to the appropriate VLAN based on their identities

### Secure management access

Delivers secure encryption of all access methods (CLI, GUI, or MIB) through SSHv2, SSL, HTTPS and/or SNMPv3

### Secure FTP/ SCP

Allows secure file transfer to and from the switch; protects against unwanted file downloads or unauthorized copying of a switch configuration file



## Standard Features

### Guest VLAN

Provides a browser-based environment to authenticated clients that is similar to IEEE 802.1X

### Port security

Allows access only to specified MAC addresses, which can be learned or specified by the administrator

### Port isolation

Secures and adds privacy, and prevents malicious attackers from obtaining user information

### STP BPDU port protection

Blocks Bridge Protocol Data Units (BPDUs) on ports that do not require BPDUs, preventing forged BPDU attacks

### STP root guard

Protects the root bridge from malicious attacks or configuration mistakes

### DHCP protection

Blocks DHCP packets from unauthorized DHCP servers, preventing denial-of-service attacks

### IP source guard

Helps prevent IP spoofing attacks

### Dynamic ARP protection

Blocks ARP broadcasts from unauthorized hosts, preventing eavesdropping or theft of network data

### RADIUS/HWTACACS

Eases switch management security administration by using a password authentication server

---

## Performance

### Nonblocking architecture

Up to 176 Gb/s nonblocking switching fabric provides wirespeed switching with up to 130.9 Mpps throughput

### Hardware-based wirespeed access control lists (ACLs)

Help provide high levels of security and ease of administration without impacting network performance with a feature-rich TCAM-based ACL implementation

---

## Device support

### Prestandard PoE Support

Detects and provides power to prestandard PoE devices such as wireless LAN access points and IP phones

---

## Convergence

### IEEE 802.1AB Link Layer Discovery Protocol (LLDP)

Facilitates easy mapping using network management applications with LLDP automated device discovery protocol

### LLDP-MED

Is a standard extension that automatically configures network devices, including LLDP-capable IP phones

### LLDP-CDP compatibility

Receives and recognizes CDP packets from Cisco's IP phones for seamless interoperation

### IEEE 802.3at Power over Ethernet (PoE+)

Provides up to 30 W per port that allows support of the latest PoE+-capable devices such as IP phones, wireless access points, and security cameras, as well as any IEEE 802.3af-compliant end device; eliminates the cost of additional electrical cabling and circuits that would otherwise be necessary in IP phone and WLAN deployments



## Standard Features

### PoE allocations

Supports multiple methods (automatic, IEEE 802.3af class, LLDP-MED, or user-specified) to allocate PoE power for more efficient energy savings

### Voice VLAN

Automatically assigns VLAN and priority for IP phones, simplifying network configuration and maintenance

### IP multicast snooping (data-driven IGMP)

Prevents flooding of IP multicast traffic

---

## Additional information

### Green IT and power

Improves energy efficiency through the use of the latest advances in silicon development; shuts off unused ports and utilizes variable-speed fans, reducing energy costs

### Green initiative support

Provides support for RoHS and WEEE regulations

### Unified Hewlett Packard Enterprise Comware operating system with modular architecture

Provides an easy-to-enhance-and-extend feature set, which doesn't require whole-scale changes; all switching, routing, and security platforms leverage the Comware OS, a common unified modular operating system

---

## Energy Efficient Ethernet (EEE) Support

Reduces power consumption in accordance with IEEE 802.3az

---

### Layer 2 switching

#### 16K MAC address table

Provides access to many Layer 2 devices

### VLAN support and tagging

Supports IEEE 802.1Q with 4,094 simultaneous VLAN IDs

### IEEE 802.1ad QinQ and selective QinQ

Increase the scalability of an Ethernet network by providing a hierarchical structure; connect multiple LANs on a high-speed campus or metro network

### 10GbE port aggregation

Allows grouping of ports to increase overall data throughput to a remote device

### Device Link Detection Protocol (DLDP)

Monitors link connectivity and shuts down ports at both ends if unidirectional traffic is detected, preventing loops in STP-based networks

### Jumbo Frame Support

Improves the performance of large data transfers; supports frame size of up to 9K-bytes

---

## Layer 3 services

### Address Resolution Protocol (ARP)

Determines the MAC address of another IP host in the same subnet; supports static ARPs; gratuitous ARP allows detection of duplicate IP addresses; proxy ARP allows normal ARP operation between subnets or when subnets are separated by a Layer 2 network

### Dynamic Host Configuration Protocol (DHCP)

Simplifies the management of large IP networks; supports client; DHCP Relay enables DHCP operation across subnets



## Standard Features

### Loopback interface address

Defines an address that can always be reachable, improving diagnostic capability

### User Datagram Protocol (UDP) helper function

Allows UDP broadcasts to be directed across router interfaces to specific IP unicast or subnet broadcast addresses and prevents server spoofing for UDP services such as DHCP

### Route maps

Provide more control during route redistribution; allow filtering and altering of route metrics

### DHCP server

Centralizes and reduces the cost of IPv4 address management

---

## Warranty and support

### Limited Lifetime Warranty

See <http://www.hpe.com/networking/warrantysummary> for warranty and support information included with your product purchase.

### Software releases

To find software for your product, refer to <http://www.hpe.com/networking/support>; for details on the software releases available with your product purchase, refer to <http://www.hpe.com/networking/warrantysummary>

---



## Configuration Information

### BTO Models

Rule #	Switch Chassis Description	SKU
1, 2, 3	HPE Networking Comware Switch 24p SFP 1G 8p 10M/100M/1G Combo 4p SFP+ 1G/10G 5150EI <ul style="list-style-type: none"> <li>24 SFP ports (Of the 24, 8 are dual-personality ports - autosensing 10/100/1000BASE-T or SFP)</li> <li>min=0 \ max=24 SFP Transceivers</li> <li>4 SFP+ ports</li> <li>min=0 \ max=4 SFP+ Transceivers</li> <li>Must select min1/max2 power supply</li> <li>1U - Height</li> </ul>	S5T48A
2, 3, 4, 5	HPE Networking Comware Switch 24p 10M/100M/1G 4p SFP+ 1G/10G 5150EI <ul style="list-style-type: none"> <li>24 RJ-45 autosensing 10/100/1000 ports</li> <li>4 SFP/SFP+ ports</li> <li>min=0 \ max=4 SFP/SFP+ Transceivers</li> <li>Power supply included</li> <li>1U - Height</li> </ul>	S5T49A
	HPE Networking Comware Switch 24p 10M/100M/1G 4p SFP+ 1G/10G 5150EI <ul style="list-style-type: none"> <li>C15 PDU Jumper Cord (NA/MEX/TW/JP)</li> </ul>	S5T49A#B2B
	HPE Networking Comware Switch 24p 10M/100M/1G 4p SFP+ 1G/10G 5150EI <ul style="list-style-type: none"> <li>C15 PDU Jumper Cord (ROW)</li> </ul>	S5T49A#B2C
	HPE Networking Comware Switch 24p 10M/100M/1G 4p SFP+ 1G/10G 5150EI <ul style="list-style-type: none"> <li>NEMA L6-20P Cord (NA/MEX/JP/TW)</li> </ul>	S5T49A#B2E
	HPE Networking Comware Switch 24p 10M/100M/1G 4p SFP+ 1G/10G 5150EI <ul style="list-style-type: none"> <li>No Localized Power Cord Selected</li> </ul>	S5T49A#AC3
2, 3, 4, 5	HPE Networking Comware Switch 48p 10M/100M/1G 4p SFP+ 1G/10G 5150EI <ul style="list-style-type: none"> <li>48 RJ-45 autosensing 10/100/1000 ports</li> <li>4 SFP/SFP+ ports</li> <li>min=0 \ max=4 SFP/SFP+ Transceivers</li> <li>Power supply included</li> <li>1U - Height</li> </ul>	S5T50A
	HPE Networking Comware Switch 48p 10M/100M/1G 4p SFP+ 1G/10G 5150EI <ul style="list-style-type: none"> <li>C15 PDU Jumper Cord (NA/MEX/TW/JP)</li> </ul>	S5T50A#B2B
	HPE Networking Comware Switch 48p 10M/100M/1G 4p SFP+ 1G/10G 5150EI <ul style="list-style-type: none"> <li>C15 PDU Jumper Cord (ROW)</li> </ul>	S5T50A#B2C
	HPE Networking Comware Switch 48p 10M/100M/1G 4p SFP+ 1G/10G 5150EI <ul style="list-style-type: none"> <li>NEMA L6-20P Cord (NA/MEX/JP/TW)</li> </ul>	S5T50A#B2E
	HPE Networking Comware Switch 48p 10M/100M/1G 4p SFP+ 1G/10G 5150EI <ul style="list-style-type: none"> <li>No Localized Power Cord Selected</li> </ul>	S5T50A#AC3
1, 2, 3, 4, 5	HPE Networking Comware Switch 24p 10M/100M/1G PoE+ 4p SFP 1G Combo 4p SFP+ 1G/10G 5150EI <ul style="list-style-type: none"> <li>24 RJ-45 autosensing 10/100/1000 ports with PoE+ (Of the 24, 4 are dual-personality ports - autosensing 10/100/1000BASE-T or SFP)</li> <li>4 SFP Ports</li> <li>min=0 \ max=4 SFP Transceivers</li> <li>4 SFP/SFP+ ports</li> <li>min=0 \ max=4 SFP/SFP+ Transceivers</li> <li>Power supply included</li> <li>2 Non-Removable Fan included</li> <li>1U - Height</li> </ul>	S5T51A

## Configuration Information

	HPE Networking Comware Switch 24p 10M/100M/1G PoE+ 4p SFP 1G Combo 4p SFP+ 1G/10G 5150EI	S5T51A#B2B
	<ul style="list-style-type: none"> <li>• C15 PDU Jumper Cord (NA/MEX/TW/JP)</li> </ul>	
	HPE Networking Comware Switch 24p 10M/100M/1G PoE+ 4p SFP 1G Combo 4p SFP+ 1G/10G 5150EI	S5T51A#B2C
	<ul style="list-style-type: none"> <li>• C15 PDU Jumper Cord (ROW)</li> </ul>	
	HPE Networking Comware Switch 24p 10M/100M/1G PoE+ 4p SFP 1G Combo 4p SFP+ 1G/10G 5150EI	S5T51A#B2E
	<ul style="list-style-type: none"> <li>• NEMA L6-20P Cord (NA/MEX/JP/TW)</li> </ul>	
	HPE Networking Comware Switch 24p 10M/100M/1G PoE+ 4p SFP 1G Combo 4p SFP+ 1G/10G 5150EI	S5T51A#AC3
	<ul style="list-style-type: none"> <li>• No Localized Power Cord Selected</li> </ul>	
2, 3, 4, 5	HPE Networking Comware Switch 48p 10M/100M/1G PoE+ 4p SFP+ 1G/10G 5150EI	S5T52A
	<ul style="list-style-type: none"> <li>• 48 RJ-45 autosensing 10/100/1000BASE-T ports with PoE+</li> <li>• 4 SFP/SFP+ ports</li> <li>• min=0 \ max=4 SFP/SFP+ Transceivers</li> <li>• Power supply included</li> <li>• 2 Non-Removable Fan included</li> <li>• 1U - Height</li> </ul>	
	HPE Networking Comware Switch 48p 10M/100M/1G PoE+ 4p SFP+ 1G/10G 5150EI	S5T52A#B2B
	<ul style="list-style-type: none"> <li>• C15 PDU Jumper Cord (NA/MEX/TW/JP)</li> </ul>	
	HPE Networking Comware Switch 48p 10M/100M/1G PoE+ 4p SFP+ 1G/10G 5150EI	S5T52A#B2C
	<ul style="list-style-type: none"> <li>• C15 PDU Jumper Cord (ROW)</li> </ul>	
	HPE Networking Comware Switch 48p 10M/100M/1G PoE+ 4p SFP+ 1G/10G 5150EI	S5T52A#B2E
	<ul style="list-style-type: none"> <li>• NEMA L6-20P Cord (NA/MEX/JP/TW)</li> </ul>	
	HPE Networking Comware Switch 48p 10M/100M/1G PoE+ 4p SFP+ 1G/10G 5150EI	S5T52A#AC3
	<ul style="list-style-type: none"> <li>• No Localized Power Cord Selected</li> </ul>	
2, 3, 4, 5	HPE Networking Comware Switch 8p 10M/100M/1G 2p SFP 1G 2p SFP+ 1G/10G 5150EI	S5T53A
	<ul style="list-style-type: none"> <li>• 8 RJ-45 autosensing 10/100/1000 ports</li> <li>• 2 SFP Ports, 2 SFP+ Ports (4 port combo unit, can use 1 pair of 2 ports at a time)</li> <li>• min=0 \ max=2 SFP Transceivers</li> <li>• or min=0 \ max=2 SFP/SFP+ Transceivers</li> <li>• Power supply included</li> <li>• 1U - Height</li> </ul>	
	HPE Networking Comware Switch 8p 10M/100M/1G 2p SFP 1G 2p SFP+ 1G/10G 5150EI	S5T53A#B2B
	<ul style="list-style-type: none"> <li>• C15 PDU Jumper Cord (NA/MEX/TW/JP)</li> </ul>	
	HPE Networking Comware Switch 8p 10M/100M/1G 2p SFP 1G 2p SFP+ 1G/10G 5150EI	S5T53A#B2C
	<ul style="list-style-type: none"> <li>• C15 PDU Jumper Cord (ROW)</li> </ul>	
	HPE Networking Comware Switch 8p 10M/100M/1G 2p SFP 1G 2p SFP+ 1G/10G 5150EI	S5T53A#B2E
	<ul style="list-style-type: none"> <li>• NEMA L6-20P Cord (NA/MEX/JP/TW)</li> </ul>	
	HPE Networking Comware Switch 8p 10M/100M/1G 2p SFP 1G 2p SFP+ 1G/10G 5150EI	S5T53A#AC3
	<ul style="list-style-type: none"> <li>• No Localized Power Cord Selected</li> </ul>	
2, 3, 4, 5	HPE Networking Comware Switch 8p 10M/100M/1G PoE+ 2p SFP 1G 2p SFP+ 1G/10G 5150EI	S5T54A
	<ul style="list-style-type: none"> <li>• 8 RJ-45 autosensing 10/100/1000 ports with PoE+</li> <li>• 2 SFP Ports, 2 SFP+ Ports (4 port combo unit, can use 1 pair of 2 ports at a time)</li> <li>• min=0 \ max=2 SFP Transceivers</li> <li>• or min=0 \ max=2 SFP/SFP+ Transceivers</li> <li>• Power supply included</li> <li>• 1U - Height</li> </ul>	
	HPE Networking Comware Switch 8p 10M/100M/1G PoE+ 2p SFP 1G 2p SFP+ 1G/10G 5150EI	S5T54A#B2B
	<ul style="list-style-type: none"> <li>• C15 PDU Jumper Cord (NA/MEX/TW/JP)</li> </ul>	

## Configuration Information

HPE Networking Comware Switch 8p 10M/100M/1G PoE+ 2p SFP 1G 2p SFP+ 1G/10G 5150EI	S5T54A#B2C
<ul style="list-style-type: none"> <li>C15 PDU Jumper Cord (ROW)</li> </ul>	
HPE Networking Comware Switch 8p 10M/100M/1G PoE+ 2p SFP 1G 2p SFP+ 1G/10G 5150EI	S5T54A#B2E
<ul style="list-style-type: none"> <li>NEMA L6-20P Cord (NA/MEX/JP/TW)</li> </ul>	
HPE Networking Comware Switch 8p 10M/100M/1G PoE+ 2p SFP 1G 2p SFP+ 1G/10G 5150EI	S5T54A#AC3
<ul style="list-style-type: none"> <li>No Localized Power Cord Selected</li> </ul>	

### Configuration Rules

Rule #	Description	
1	<a href="#">The following 100M Transceivers install into this Switch: (SFP+ Ports)</a>	
	HPE Networking X115 100M SFP LC FX Transceiver	JD102B
	HPE Networking X110 100M SFP LC LX Transceiver	JD120B
	HPE Networking X115 100M SFP LC BX 10-U Transceiver	JD100A
	HPE Networking X115 100M SFP LC BX 10-D Transceiver	JD101A
2	<a href="#">The following Transceivers install into this Switch: (SFP+ Ports)</a>	
	HPE Networking X120 1G SFP LC SX Transceiver	JD118B
	HPE Networking X120 1G SFP LC LX Transceiver	JD119B
	HPE Networking X120 1G SFP RJ45 T Transceiver	JD089B
	HPE Networking X120 1G SFP LC BX 10-U Transceiver	JD098B
	HPE Networking X120 1G SFP LC BX 10-D Transceiver	JD099B
	HPE Networking X120 1G SFP LC LH100 Transceiver	JD103A
3	<a href="#">The following Transceivers install into this Switch: (SFP+ Ports)</a>	
	HPE Networking X130 10G SFP+ LC BiDi 40km-Downlink Transceiver	JL740A
	HPE Networking X130 10G SFP+ LC ER 40km Transceiver	JG234A
	HPE Networking X130 10G SFP+ LC BiDi 40km-Uplink Transceiver	JL739A
	HPE Networking X130 10G SFP+ LC LH 80km Transceiver	JG915A
	HPE Networking X130 10G SFP+ LC SR Transceiver	JD092B
	HPE Networking X130 10G SFP+ LC LR Transceiver	JD094B
	HPE Networking X130 10G SFP+ LC BiDi 10km-Uplink Transceiver	JL737A
	HPE Networking X130 10G SFP+ LC BiDi 10km-Downlink Transceiver	JL738A
	HPE Networking X240 10G SFP+ SFP+ 3m DAC Cable	JD097C
	HPE Networking X240 10G SFP+ SFP+ 5m DAC Cable	JG081C
	HPE Networking X240 10G SFP+ SFP+ 0.65m DAC Cable	JD095C
	HPE Networking X240 10G SFP+ SFP+ 1.2m DAC Cable	JD096C
	HPE Networking X2A0 10G SFP+ to SFP+ 7m Active Optical Cable	JL290A
	HPE Networking X2A0 10G SFP+ to SFP+ 10m Active Optical Cable	JL291A
	HPE Networking X2A0 10G SFP+ to SFP+ 20m Active Optical Cable	JL292A
4	<a href="#">Localization (Wall Power Cord) required on orders without #B2B, #B2C (PDU Power Cord), #B2E or #AC3. (See HPN Localization Menu)</a>	
5	<a href="#">#B2E is Offered only in NA, Mexico, Taiwan and Japan.</a>	
<b>Notes:</b>	<ul style="list-style-type: none"> <li>Drop down under power supply should offer the following options and results: <ul style="list-style-type: none"> <li>Switch/Router/Power Supply to PDU Power Cord - #B2B in North America, Mexico, Taiwan, and Japan or #B2C ROW. (Watson Default B2B or B2C for Rack Level CTO)</li> <li>Switch/Router/Power Supply to Wall Power Cord - Localized Option (Watson Default for BTO and Box Level CTO)</li> <li>High Volt Switch/Router/Power Supply to Wall Power Cord - #B2E Option. (Offered only in North America, Mexico, Taiwan, and Japan)</li> <li>No Localized Power Cord Selected - #AC3 Option</li> </ul> </li> <li>OCA Only Model Selection Form - HPE Aruba Networking &gt; Switches &gt; HPE Networking Comware &gt; Campus &gt; 5150 EI Switch Series</li> </ul>	

## Configuration Information

### Transceivers

#### FE SFP Transceivers

Rule #	Description	SKU
	HPE Networking X115 100M SFP LC FX Transceiver	JD102B
	HPE Networking X110 100M SFP LC LX Transceiver	JD120B
	HPE Networking X115 100M SFP LC BX 10-U Transceiver	JD100A
	HPE Networking X115 100M SFP LC BX 10-D Transceiver	JD101A

#### SFP Transceivers

Rule #	Description	SKU
	HPE Networking X120 1G SFP LC SX Transceiver	JD118B
	HPE Networking X120 1G SFP LC LX Transceiver	JD119B
	HPE Networking X120 1G SFP RJ45 T Transceiver	JD089B
	HPE Networking X120 1G SFP LC BX 10-U Transceiver	JD098B
	HPE Networking X120 1G SFP LC BX 10-D Transceiver	JD099B
	HPE Networking X120 1G SFP LC LH100 Transceiver	JD103A

#### SFP+ Transceivers

Rule #	Description	SKU
	HPE Networking X130 10G SFP+ LC BiDi 40km-Downlink Transceiver	JL740A
	HPE Networking X130 10G SFP+ LC ER 40km Transceiver	JG234A
	HPE Networking X130 10G SFP+ LC BiDi 40km-Uplink Transceiver	JL739A
	HPE Networking X130 10G SFP+ LC LH 80km Transceiver	JG915A
	HPE Networking X130 10G SFP+ LC SR Transceiver	JD092B
	HPE Networking X130 10G SFP+ LC LR Transceiver	JD094B
	HPE Networking X130 10G SFP+ LC BiDi 10km-Uplink Transceiver	JL737A
	HPE Networking X130 10G SFP+ LC BiDi 10km-Downlink Transceiver	JL738A
	HPE Networking X240 10G SFP+ SFP+ 3m DAC Cable	JD097C
	HPE Networking X240 10G SFP+ SFP+ 5m DAC Cable	JG081C
	HPE Networking X240 10G SFP+ SFP+ 0.65m DAC Cable	JD095C
	HPE Networking X240 10G SFP+ SFP+ 1.2m DAC Cable	JD096C
	HPE Networking X2A0 10G SFP+ to SFP+ 7m Active Optical Cable	JL290A
	HPE Networking X2A0 10G SFP+ to SFP+ 10m Active Optical Cable	JL291A
	HPE Networking X2A0 10G SFP+ to SFP+ 20m Active Optical Cable	JL292A

### Cables

#### Multi-Mode Cables

Rule #	Description	SKU
	HPE LC to LC Multi-mode OM3 2-Fiber 0.5m 1-Pack Fiber Optic Cable	AJ833A
	HPE LC to LC Multi-mode OM3 2-Fiber 1.0m 1-Pack Fiber Optic Cable	AJ834A
	HPE LC to LC Multi-mode OM3 2-Fiber 2.0m 1-Pack Fiber Optic Cable	AJ835A
	HPE LC to LC Multi-mode OM3 2-Fiber 5.0m 1-Pack Fiber Optic Cable	AJ836A
	HPE LC to LC Multi-mode OM3 2-Fiber 15.0m 1-Pack Fiber Optic Cable	AJ837A
	HPE LC to LC Multi-mode OM3 2-Fiber 30.0m 1-Pack Fiber Optic Cable	AJ838A
	HPE LC to LC Multi-mode OM3 2-Fiber 50.0m 1-Pack Fiber Optic Cable	AJ839A
	HPE Premier Flex LC/LC Multi-mode OM4 2 Fiber 1m Cable	QK732A
	HPE Premier Flex LC/LC Multi-mode OM4 2 Fiber 2m Cable	QK733A
	HPE Premier Flex LC/LC Multi-mode OM4 2 Fiber 5m Cable	QK734A
	HPE Premier Flex LC/LC Multi-mode OM4 2 Fiber 15m Cable	QK735A
	HPE Premier Flex LC/LC Multi-mode OM4 2 Fiber 30m Cable	QK736A
	HPE Premier Flex LC/LC Multi-mode OM4 2 Fiber 50m Cable	QK737A

## Configuration Information

### Internal Power Supplies

Rule #	Description	SKU
1, 2, 3	HPE Networking Comware 5150 70W AC Power Supply	S5Z19A
	<ul style="list-style-type: none"> <li>includes 1 x c13, 70w</li> </ul>	
	PDU Cable NA/MEX/TW/JP	S5Z19A#B2B
	<ul style="list-style-type: none"> <li>C13 PDU Jumper Cord (NA/MEX/TW/JP)</li> </ul>	
	PDU Cable ROW	S5Z19A#B2C
	<ul style="list-style-type: none"> <li>C13 PDU Jumper Cord (ROW)</li> </ul>	
	High Volt Switch to Wall Power Cord	S5Z19A#B2E
	<ul style="list-style-type: none"> <li>HPE 2.3m C13 to NEMA 6-15P Pwr Cord(J9936A)</li> </ul>	
	No Power Cord	S5Z19A#AC3
	<ul style="list-style-type: none"> <li>No Localized Power Cord Selected</li> </ul>	
	HPE Networking Comware 5X50 180W DC Power Supply	S5Z23A

### Configuration Rules

Rule #	Description	SKU
1	If #B2E is selected Then replace Localized option with #B2E for power supply and with #B2E for switch. (Offered only in North America, Mexico, Taiwan, and Japan)	
2	Localization (Wall Power Cord) required on orders without #B2B, #B2C (PDU Power Cord) . (See Localization Menu) REMARK: When Switches/Routers are Factory Racked, Then #B2B, or #B2C should be the Defaulted Power Cable option on the Switches/Routers.	
3	Unbuildable/FAN required, generates CFGU: If order is quoted for India and contains "#B2C" Option, then Display the following: <ul style="list-style-type: none"> <li>For BTO shipments to India: Please replace &lt;Base Model&gt;#B2C option with &lt;Base Model&gt;#AC3 in the Bill of Materials and add the appropriate INDIA PDU Power Cord below via Ad-Hoc:</li> </ul>	
	HPE Networking 2.0m C13 to C14 PDU India Power Cord	JL671A
	HPE Networking 2.5m C15 to C14 PDU India Power Cord	JL672A
	HPE Networking 2.5m C19 to C20 PDU India Power Cord	JL673A

- Notes:**
- Drop down under power supply should offer the following options and results:
    - Switch/Router/Power Supply to PDU Power Cord - #B2B in North America, Mexico, Taiwan, and Japan or #B2C ROW. (OCA Default B2B or B2C for Rack Level CTO)
    - Switch/Router/Power Supply to Wall Power Cord - Localized Option (OCA Default for BTO)
    - High Volt Switch/Router/Power Supply to Wall Power Cord - #B2E Option. (Offered only in North America, Mexico, Taiwan, and Japan)
    - No Localized Power Cord Selected - #AC3 Option
  - DC Power Supply does not require Localization (CLIC Rule does not require looking for Localization)

### Switch Enclosure Options

#### Rack Mount Kits

Rule #	Description	SKU
	HPE Networking Comware 5140 Rack Mount Kit	R8M91A

#### External/Redundant Power Supplies

Rule #	Description	SKU
2, 3, 4, 5	HPE Networking RPS 800 Redundant Power Supply <ul style="list-style-type: none"> <li>Height = 1U</li> <li>includes 1 x c13, 800w</li> </ul>	JD183A
2, 3, 4	HPE Networking RPS1600 Redundant Power System <ul style="list-style-type: none"> <li>Height = 1U</li> <li>includes 1 x c13, 1600w and Power Supply port</li> </ul>	JG136A
1, 4	HPE Networking RPS1600 1600W AC Power Supply <ul style="list-style-type: none"> <li>Installs into JG136A only</li> </ul>	JG137A

## Configuration Information

### Configuration Rules

#### Rule # Description

- 1 If this power supply is selected, The JG136A - HP A-RPS1600 Redundant Power System must be on order or onsite.
- 2 Localization required. (See Localization Menu for list.)
- 3 Only 1 JD183A or JG136A can be connected per switch.
- 4 Supported on S5T51A, S5T52A
- 5 Supported on S5T48A only when connected to DC Power Supply JD366B with cable JD186A.

### External/Redundant Power Cables

#### Rule # Description

- | Rule # | Description  | SKU    |
|--------|--|--------|
| 1      | HPE Networking X290 500 V 1m RPS Cable             | JD186A |
| 2      | HPE Networking X290 1000 A JD5 2m RPS Cable        | JD187A |
| 3      | HPE Networking X290 1000 A JD5 NonPoE 2m RPS Cable | JD188A |

### Configuration Rules

#### Rule # Description

- 1 Supported on S5T48A with JD366B to connect to JD183A.
  - 2 Supported on S5T50A, S5T51A to connect to JG136A.
  - 3 Supported on S5T50A and S5T48A to connect to JG136A.
- 



## Technical Specifications

<b>HPE Networking Comware Switch Series 5150 EI</b>				
<b>Specifications</b>	<b>S5T48A HPE NW CW Sw 24F 8G 4P 5150EI</b>	<b>S5T49A HPE NW CW Sw 24G 4P 5150EI</b>	<b>S5T50A HPE NW CW Sw 48G 4P 5150EI</b>	<b>S5T51A HPE NW CW Sw 24G PoE+ 4F 4P 5150EI</b>
Fixed Ports	24x 100/1000BASE-X SFP ports 8x 10/100/1000BASE-T Combo ports 4x 1G/10G BASE-X SFP+ ports	24x 10/100/1000BASE-T ports 4x 1G/10GBASE-X SFP+ ports	48x 10/100/1000BASE-T ports 4x 1G/10GBASE-X SFP ports	24x 10/100/1000BASE-T PoE+ ports 4x 100/1000BASE-X SFP Combo ports 4x 1G/10GBASE-X SFP+ ports
Additional Ports	1x RJ45 console 1x OOBM	1x RJ45 console 1x OOBM	1x RJ45 console 1x OOBM	1x RJ45 console 1x OOBM
Expansion slots	-	-	-	-
Power supplies	1+1, hot swappable	-	-	-
Fans	1, internal	Fanless	Fanless	2, Internal
<b>Physical Characteristics</b>				
Dimensions	440mm×360mm×44mm	440mm×160mm×44mm	440mm×260mm×44mm	440mm×260mm×44mm
Weight	≤5.4kg	≤2.0kg	≤3.6kg	≤3.6kg
CPU	ARM 1.2GHz @ Dual Core	ARM 1.2GHz @ Dual Core	ARM 1.2GHz @ Dual Core	ARM 1.2GHz @ Dual Core
Memory and Flash	2GB RAM 1GB Flash	2GB RAM 1GB Flash	2GB RAM 1GB Flash	2GB RAM 1GB Flash
Packet Buffer	1.5MB	1.5MB	1.5MB	1.5MB
<b>Performance</b>				
Forwarding Capacity	128 Gbps	128Gbps	176Gbps	128Gbps
Throughput	95.2Mpps	95.2Mpps	130.9Mpps	95.2Mpps
Average Latency	GE: <5us 10GE:<3us	GE: <5us 10GE:<3us	GE: <5us 10GE:<3us	GE: <5us 10GE:<3us
Stacking Members	9	9	9	9
Stacking Bandwidth	80Gbps	80Gbps	80Gbps	80Gbps
Switched virtual interface	32	32	32	32
Mac Address Table	16K	16K	16K	16K
IPv4 Routes	3K	3K	3K	3K
IPv4 host table (ARP)	2K	2K	2K	2K
IPv6 Routes	750	750	750	750
IPv6 Host Table (ND)	750	750	750	750
IPv4/v6 Multicast Routes	L2 multicast 999/-	L2 multicast 999/-	L2 multicast 999/-	L2 multicast 999/-
IGMP groups	-	-	-	-
MLD groups	-	-	-	-
ACL (Ingress/Egress)	1024	1024	1024	1024
VRF	32	32	32	32
<b>Environment</b>				
Operating Temperature	23°F to 122°F (-5°C to 50°C)	23°F to 122°F (-5°C to 50°C)	23°F to 122°F (-5°C to 50°C)	23°F to 122°F (-5°C to 50°C)
Operating Relative Humidity	5% to 95%, noncondensing	5% to 95%, noncondensing	5% to 95%, noncondensing	5% to 95%, noncondensing
Non-operating Temperature	-40°F to 158°F (-40°C to 70°C)	-40°F to 158°F (-40°C to 70°C)	-40°F to 158°F (-40°C to 70°C)	-40°F to 158°F (-40°C to 70°C)
Non-operating storage humidity	5% to 95%, noncondensing	5% to 95%, noncondensing	5% to 95%, noncondensing	5% to 95%, noncondensing

## Technical Specifications

Acoustic (ISO7779)	35.2/44.8 dB	-	-	37.6/45.5 dB
<b>Electric Characteristics</b>				
Max Heat Dissipation	Ranges from 37 BTU/hr to 149 BTU/hr depending on power supply configuration	Ranges from 20 BTU/hr to 70 BTU/hr depending on power supply configuration	Ranges from 45 BTU/hr to 144 BTU/hr depending on power supply configuration	Ranges from 78 BTU/hr to 1467 BTU/hr depending on power supply configuration
Power Rating	AC: 90V to 290V DC: -36V to -72V	AC: 90 to 264V	AC: 90 to 264V	AC: 90v to 290v
Power Consumption	Idle: Single AC: 11W Dual AC: 13W Single DC: 15W Dual DC: 22W  Full Load: Single AC: 35W Dual AC: 37W Single DC: 37W Dual DC: 44W	Idle: Single AC: 6W  Full Load: Single AC: 21W	Idle: Single AC: 13W  Full Load: Single AC: 42W	Idle: Single AC: 23W  Full Load: Single AC: 465W (PoE 405W)
PoE Power	-	-	-	405W PoE+
<b>Safety</b>	UL 60950-1; EN 60825-1 Safety of Laser Products-Part 1; EN 60825-2 Safety of Laser Products-Part 2; IEC 60950-1; IEC 62368-1; CAN/CSA-C22.2 No. 60950-1; EN 62368-1/A11; FDA 21 CFR Subchapter J; RoHS Compliance			
<b>Emissions</b>	EMC Directive 2004/108/EC; FCC (CFR 47, Part 15) Class A; EN 61000-4-11:2004; ANSI C63.4-2009; EN 61000-3-3:2008; VCCI V-3/2012.04; EN 61000-3-2:2006+A1:2009+A2:2009; EN 61000-4-3:2006; EN 61000-4-4:2012; EN 61000-4-5:2006; EN 61000-4-6:2009; CISPR 22:2008 Class A; EN 55022:2010 Class A; EN 61000-4-29: 2000; CISPR 24:2010; EN 300 386 V1.6.1; VCCI V-3/2013.04 Class A			
<b>Immunity</b>	EN 55024 EN 300 386	EN 55024 EN 300 386	EN 55024 EN 300 386	EN 55024 EN 300 386
<b>Mounting and Enclosure</b>	Mounts in an EIA standard 19 inch telco rack or equipment cabinet (hardware included)	Mounts in an EIA standard 19 inch telco rack or equipment cabinet (hardware included)	Mounts in an EIA standard 19 inch telco rack or equipment cabinet (hardware included)	Mounts in an EIA standard 19 inch telco rack or equipment cabinet (hardware included)
<b>Management</b>	IMC - Intelligent Management Center; Command-line interface; SNMP manager; SmartMC GUI			
<b>Warranty</b>	Limited lifetime warranty. See the warranty duration guide			
<b>Services</b>	See the HPE website at <a href="http://www.hpe.com/networking/services">http://www.hpe.com/networking/services</a> for details on the service-level descriptions and product numbers. For details about services and response times in your area, contact your local HPE sales office.			

## Technical Specifications

### HPE Networking Comware Switch Series 5150 EI (continued)

Specifications	<b>S5T52A</b> <b>HPE NW CW Sw 48G PoE+ 4P</b> <b>5150EI</b>	<b>S5T53A</b> <b>HPE NW CW Sw 8G 2F 2P</b> <b>5150EI</b>	<b>S5T54A</b> <b>HPE NW CW Sw 8G PoE+ 2F 2P</b> <b>5150EI</b>
Fixed Ports	48x 10/100/1000BASE-T PoE+ ports 4x 1G/10GBASE-X SFP+ ports	8x 10/100/1000BASE-T ports 2x 1000BASE-X SFP ports 2x 1G/10G BASE-X SFP+ ports	8x 10/100/1000BASE-T PoE+ ports 2x 1000BASE-X SFP ports 2x 1G/10G BASE-X SFP+ ports
Additional Ports	1x RJ45 console 1x OOBM	1x RJ45 console 1x OOBM	1x RJ45 console 1x OOBM
Expansion slots	-	-	-
Power supplies	-	-	-
Fans	2, Internal	Fanless	Fanless
<b>Physical Characteristics</b>			
Dimensions	440mm×260mm ×44mm	266mm×161mm×44mm	266mm×160mm×44mm
Weight	≤4.2kg	≤ 1.1KG	≤1.5kg
CPU	ARM 1.2GHz @ Dual Core	ARM 1.2GHz @ Dual Core	ARM 1.2GHz @ Dual Core
Memory and Flash	2GB RAM 1GB Flash	2GB RAM 1GB Flash	2GB RAM 1GB Flash
Packet Buffer	1.5MB	1.5MB	1.5MB
<b>Performance</b>			
Forwarding Capacity	176Gbps	60Gbps	60Gbps
Throughput	130.9Mpps	44.6Mpps	44.6Mpps
Average Latency	GE: <5us 10GE:<3us	GE: <5us 10GE:<3us	GE: <5us 10GE:<3us
Stacking Members	9	9	9
Stacking Bandwidth	80Gbps	40Gbps	40Gbps
Switched virtual interface	32	32	32
Mac Address Table	16K	16K	16K
IPv4 Routes	3K	3K	3K
IPv4 host table (ARP)	2K	2K	2K
IPv6 Routes	750	750	750
IPv6 Host Table (ND)	750	750	750
IPv4/v6 Multicast Routes	L2 multicast 999/-	L2 multicast 999/-	L2 multicast 999/-
IGMP groups	-	-	-
MLD groups	-	-	-
ACL (Ingress/Egress)	1024	1024	1024
VRF	32	32	32
<b>Environment</b>			
Operating Temperature	23°F to 122°F (-5°C to 50°C)	23°F to 122°F (-5°C to 50°C)	23°F to 122°F (-5°C to 50°C)
Operating Relative Humidity	5% to 95%, noncondensing	5% to 95%, noncondensing	5% to 95%, noncondensing
Non-operating Temperature	-40°F to 158°F (-40°C to 70°C)	-40°F to 158°F (-40°C to 70°C)	-40°F to 158°F (-40°C to 70°C)
Non-operating storage humidity	5% to 95%, noncondensing	5% to 95%, noncondensing	5% to 95%, noncondensing
Acoustic (ISO7779)	32.9/60.0 dB	-	-
<b>Electric Characteristics</b>			
Max Heat Dissipation	Ranges from 120 BTU/hr to 3204 BTU/hr depending on power supply configuration	Ranges from 15 BTU/hr to 53 BTU/hr depending on power supply configuration	Ranges from 28 BTU/hr to 519 BTU/hr depending on power supply configuration
Power Rating	AC: 90v to 290v	AC: 90 to 264V	AC: 90 to 264V

## Technical Specifications

Power Consumption	Idle: Single AC: 35W	Idle: Single AC: 5W	Idle: Single AC: 8W
	Full Load: Single AC: 969W (PoE 770W)	Full Load: Single AC: 16W	Full Load: Single AC: 152W (PoE 125W)
PoE Power	770W PoE+	-	125W PoE+
<b>Safety</b>	UL 60950-1; EN 60825-1 Safety of Laser Products-Part 1; EN 60825-2 Safety of Laser Products-Part 2; IEC 60950-1; IEC 62368-1; CAN/CSA-C22.2 No. 60950-1; EN 62368-1/A11; FDA 21 CFR Subchapter J; RoHS Compliance		
<b>Emissions</b>	EMC Directive 2004/108/EC; FCC (CFR 47, Part 15) Class A; EN 61000-4-11:2004; ANSI C63.4-2009; EN 61000-3-3:2008; VCCI V-3/2012.04; EN 61000-3-2:2006+A1:2009+A2:2009; EN 61000-4-3:2006; EN 61000-4-4:2012; EN 61000-4-5:2006; EN 61000-4-6:2009; CISPR 22:2008 Class A; EN 55022:2010 Class A; EN 61000-4-29: 2000; CISPR 24:2010; EN 300 386 V1.6.1; VCCI V-3/2013.04 Class A		
<b>Immunity</b>	EN 55024 EN 300 386		
<b>Mounting and Enclosure</b>	Mounts in an EIA standard 19 inch telco rack or equipment cabinet (hardware included)		
<b>Management</b>	IMC - Intelligent Management Center; Command-line interface; SNMP manager; SmartMC GUI		
<b>Warranty</b>	Limited lifetime warranty. See the warranty duration guide		
<b>Services</b>	See the HPE website at <a href="http://www.hpe.com/networking/services">http://www.hpe.com/networking/services</a> for details on the service-level descriptions and product numbers. For details about services and response times in your area, contact your local HPE sales office.		




## Summary of Changes


Date	Version History	Action	Description of Change:
02-Jun-2025	Version 1	New	New QuickSpecs



## Copyright

Make the right purchase decision.  
Contact our presales specialists.

 **Chat now (sales)**

 **Call now**

 **Get updates**

**Shape the Future of QuickSpecs – Your Input Matters**

© Copyright 2025 Hewlett Packard Enterprise Development LP. The information contained herein is subject to change without notice. The only warranties for Hewlett Packard Enterprise products and services are set forth in the express warranty statements accompanying such products and services. Nothing herein should be construed as constituting an additional warranty. Hewlett Packard Enterprise shall not be liable for technical or editorial errors or omissions contained herein.

Products within this series are IPv6 Ready certified. See the Specifications section of this series for more information.

To learn more, visit: <http://www.hpe.com/networking>

a50009238enw - 17270 - Worldwide - V1 - 02-June-2025

