

## 2/4/8 Port High Speed HDMI® Video Splitter with Audio

ST122HDMI2 / ST124HDMI2 / ST128HDMI2



\*actual product may vary from photos

DE: Bedienungsanleitung - [de.startech.com](http://de.startech.com)

FR: Guide de l'utilisateur - [fr.startech.com](http://fr.startech.com)

ES: Guía del usuario - [es.startech.com](http://es.startech.com)

IT: Guida per l'uso - [it.startech.com](http://it.startech.com)

NL: Gebruiksaanwijzing - [nl.startech.com](http://nl.startech.com)

PT: Guia do usuário - [pt.startech.com](http://pt.startech.com)

For the most up-to-date information, please visit: [www.startech.com](http://www.startech.com)

## FCC Compliance Statement

This equipment has been tested and found to comply with the limits for a Class B digital device, pursuant to part 15 of the FCC Rules. These limits are designed to provide reasonable protection against harmful interference in a residential installation. This equipment generates, uses and can radiate radio frequency energy and, if not installed and used in accordance with the instructions, may cause harmful interference to radio communications. However, there is no guarantee that interference will not occur in a particular installation. If this equipment does cause harmful interference to radio or television reception, which can be determined by turning the equipment off and on, the user is encouraged to try to correct the interference by one or more of the following measures:

- Reorient or relocate the receiving antenna.
- Increase the separation between the equipment and receiver.
- Connect the equipment into an outlet on a circuit different from that to which the receiver is connected.
- Consult the dealer or an experienced radio/TV technician for help

This device complies with part 15 of the FCC Rules. Operation is subject to the following two conditions: (1) This device may not cause harmful interference, and (2) this device must accept any interference received, including interference that may cause undesired operation.

Changes or modifications not expressly approved by StarTech.com could void the user's authority to operate the equipment.

## Industry Canada Statement

This Class B digital apparatus complies with Canadian ICES-003.

Cet appareil numérique de la classe [B] est conforme à la norme NMB-003 du Canada.

CAN ICES-3 (B)/NMB-3(B)

## Use of Trademarks, Registered Trademarks, and other Protected Names and Symbols

This manual may make reference to trademarks, registered trademarks, and other protected names and/or symbols of third-party companies not related in any way to StarTech.com. Where they occur these references are for illustrative purposes only and do not represent an endorsement of a product or service by StarTech.com, or an endorsement of the product(s) to which this manual applies by the third-party company in question. Regardless of any direct acknowledgement elsewhere in the body of this document, StarTech.com hereby acknowledges that all trademarks, registered trademarks, service marks, and other protected names and/or symbols contained in this manual and related documents are the property of their respective holders.

# Table of Contents

<b>Introduction</b> .....	<b>1</b>
Packaging Contents .....	1
System Requirements.....	1
<b>Product Diagram</b> .....	<b>2</b>
ST122HDMI2 .....	2
ST124HDMI2 .....	3
ST128HDMI2 .....	4
<b>Installation Instructions</b> .....	<b>4</b>
<b>Specifications</b> .....	<b>6</b>
<b>Technical Support</b> .....	<b>7</b>
<b>Warranty Information</b> .....	<b>7</b>

# Introduction

## Packaging Contents

- 1 x HDMI Video Splitter.
- 1 x Universal Power Adapter (NA / UK / EU / AU).
- Mounting Hardware and Screws (only applies to ST124HDMI2 and ST128HDMI2).
- 1 x Installation Guide.


## System Requirements

- 2 (ST122HDMI2) / 4 (ST124HDMI2) / 8 (ST128HDMI2) HDMI enabled display devices (e.g. monitor, HDTV, Etc.) with HDMI cabling.
- HDMI-enabled video source (e.g. computer, Blu-ray, PVR/DVR, Etc.) with HDMI cabling.

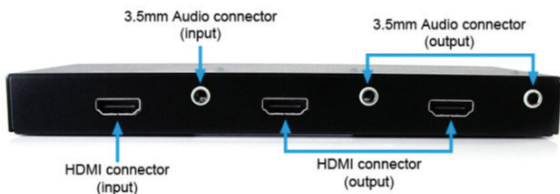
# Product Diagram

## ST122HDMI2

### Front View




### Rear View




# ST124HDMI2

## Front View




## Rear View




# ST128HDMI2

## Front View



## (Optional ST124HDMI / ST128HDMI2) Locking Connection Installation

Some models of the ST124HDMI2 and ST128HDMI2 include hex jack screws for each HDMI port to include support for screw lock HDMI cables. If any of the HDMI cables in your application support the screw locking feature, it is recommended that you install the hex jack above the corresponding HDMI port.



**Note:** Some device models manufactured prior to May 2014 do not include hex screws or the necessary hex screw mounting hardware.


## Installation Instructions

**Note:** Before you begin installation please ensure your displays and the video source device are turned off.

1. Connect an HDMI cable (not included) from each of the video display devices (e.g. monitor, HDTV, Etc.) to the numbered output HDMI connectors on the video splitter.

### NOTES:

- If you have installed the hex jack screw for a locking HDMI cable, please ensure you lock the cable into place by screwing the thumb screw into the hex jack.



- **Port 1 is the primary output so EDID information will be copied from there. The capabilities of the display on Port 1 will be applied to all other ports so be careful not to exceed the resolution capabilities of the other displays.**

2. (optional) If connecting audio separately from HDMI, connect speakers to the corresponding 3.5mm audio outputs.
3. Connect an HDMI cable (not included) from the video source device (e.g. computer, PVR/DVR, etc.) to the 'SOURCE' input HDMI connector on the video splitter.
4. If connecting audio separately from HDMI, connect the audio source to the 3.5mm audio connector input.
5. Connect the included power adapter to the video splitter.
6. Turn on the display devices, followed by the video source. The video output should be displayed on all connected display devices.



# Specifications

	ST122HDMI2	ST124HDMI2	ST128HDMI2
<b>Number of Ports</b>	2	4	8
<b>Video Signal</b>	High Speed HDMI (1.3)		
<b>Connectors</b>	1 x HDMI female (input) 2 x HDMI female (output) 1 x 3.5mm Audio (input) 2 x 3.5mm Audio (output) 1 x DC Power	1 x HDMI female (input) 4 x HDMI female (output) 1 x 3.5mm Audio (input) 4 x 3.5mm Audio (output) 1 x DC Power	1 x HDMI female (input) 8 x HDMI female (output) 1 x 3.5mm Audio (input) 8 x 3.5mm Audio (output) 1 x DC Power
<b>LEDs</b>	1 x Power/Signal Input 2 x Signal Output	1 x Power/Signal Input 4 x Signal Output	1 x Power/Signal Input 8 x Signal Output
<b>Max. Resolution</b>	1920x1200 / 1080p		
<b>Max. Cable Length</b>	5 Meters		
<b>Audio Support</b>	Yes		
<b>EDID Support</b>	Yes		
<b>Power Adapter</b>	9~12VDC, 1500mA, center positive		
<b>Enclosure Material</b>	Metal		
<b>Operating Temp.</b>	0°C ~ 40°C (32°F ~ 104°F)		
<b>Storage Temp.</b>	-10°C ~ 60°C (14°F ~ 140°F)		
<b>Humidity</b>	0% ~ 80%		
<b>Dimensions</b>	180mm x 80mm x 19mm	220mm x 135mm x 44mm	43mm x 185mm x 44mm
<b>Weight</b>	500 g	1074 g	3500g

# Technical Support

StarTech.com's lifetime technical support is an integral part of our commitment to provide industry-leading solutions. If you ever need help with your product, visit [www.startech.com/support](http://www.startech.com/support) and access our comprehensive selection of online tools, documentation, and downloads.

For the latest drivers/software, please visit [www.startech.com/downloads](http://www.startech.com/downloads)

## Warranty Information

This product is backed by a two year warranty.

In addition, StarTech.com warrants its products against defects in materials and workmanship for the periods noted, following the initial date of purchase. During this period, the products may be returned for repair, or replacement with equivalent products at our discretion. The warranty covers parts and labor costs only. StarTech.com does not warrant its products from defects or damages arising from misuse, abuse, alteration, or normal wear and tear.

### Limitation of Liability

In no event shall the liability of StarTech.com Ltd. and StarTech.com USA LLP (or their officers, directors, employees or agents) for any damages (whether direct or indirect, special, punitive, incidental, consequential, or otherwise), loss of profits, loss of business, or any pecuniary loss, arising out of or related to the use of the product exceed the actual price paid for the product. Some states do not allow the exclusion or limitation of incidental or consequential damages. If such laws apply, the limitations or exclusions contained in this statement may not apply to you.

Hard-to-find made easy. At StarTech.com, that isn't a slogan. It's a promise.

StarTech.com is your one-stop source for every connectivity part you need. From the latest technology to legacy products — and all the parts that bridge the old and new — we can help you find the parts that connect your solutions.

We make it easy to locate the parts, and we quickly deliver them wherever they need to go. Just talk to one of our tech advisors or visit our website. You'll be connected to the products you need in no time.

Visit [www.startech.com](http://www.startech.com) for complete information on all StarTech.com products and to access exclusive resources and time-saving tools.

*StarTech.com is an ISO 9001 Registered manufacturer of connectivity and technology parts. StarTech.com was founded in 1985 and has operations in the United States, Canada, the United Kingdom and Taiwan servicing a worldwide market.*