



# 4K HDMI VIDEO WALL CONTROLLER, 2 x 2



**User Manual**  
DS-43309

# Contents

<b>Introduction .....</b>	<b>2</b>
<b>Features .....</b>	<b>3</b>
<b>Package Content.....</b>	<b>3</b>
<b>Ports And Interfaces.....</b>	<b>4</b>
Remote Control .....	4
Main unit.....	4
<b>Mode Description.....</b>	<b>5</b>
<b>Connection Diagram.....</b>	<b>6</b>
<b>Specification.....</b>	<b>6</b>
<b>Troubleshooting .....</b>	<b>7</b>
<b>Power Adapter Information .....</b>	<b>7</b>

## Introduction

With the DIGITUS® Video Wall Controller 2x2, you can transform a total of 4 TV sets or monitors with HDMI® into a large-format video wall. The controller enables you to distribute a high-resolution 4K signal across 4 Full HD displays to create a large image. You can be as creative as you like: set up a classic 2x2 monitor wall or arrange 2 to 4 monitors horizontally or vertically, combining them to make a video wall. By pressing a button on the device or the remote control included in delivery, you can switch between the different modes. The device also contains a splitter function that allows you to display the same image on all the monitors. With this professional tool, you are ideally equipped to display visualizations of all kinds for trade fairs, advertising or shop windows with a high degree of flexibility.

## Features

- Support one HDMI input resolution up to 4K@60Hz YUV 4:4:4
- Support four HDMI outputs resolution fixed to 1080p@60Hz
- Support various display modes selectable via front button and remote control to combine up to 4 flat panel LCD TVs into one larger display
- Support on screen display (OSD) function for mode and port information
- Support power-off memory function to keep the last setup status when power on

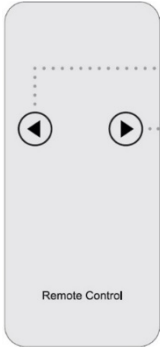
## Package Content





- 1 x 4K HDMI® Video Wall Controller, 2 x 2
- 1 x Power adapter
- 1 x Remote control
- 1 x User manual


# Ports And Interfaces

## Remote Control



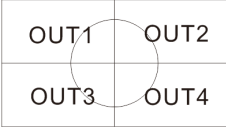
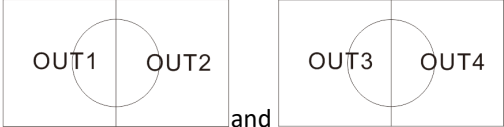

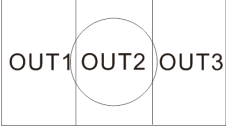
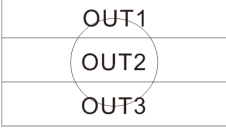
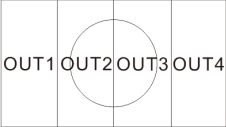
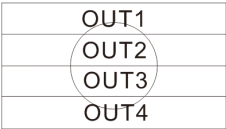
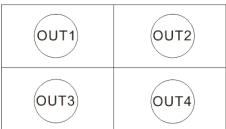
- 1.)  : Press the button to select the previous mode
- 2.)  : Press the button to select the next mode

## Main unit



- |                              |                                             |
|------------------------------|---------------------------------------------|
| 1.) DC/12V: DC 12V Input     | 5.) OUT 1-4: HDMI Output 1-4 LED Indicators |
| 2.) HDMI IN: HDMI Input port | 6.) MODE: Video Wall Mode Selector          |
| 3.) IR: IR Receiver Port     | 7.) OUT 1-4: HDMI Output 1-4 Port           |
| 4.) POWER: Power LED         |                                             |

# Mode Description

<b>Mode 1</b>	2x2 video wall mode	
<b>Mode 2</b>	1x2 video wall mode	
<b>Mode 3</b>	2x1 video wall mode	
<b>Mode 4</b>	1x3 video wall mode	
<b>Mode 5</b>	3x1 video wall mode	
<b>Mode 6</b>	1x4 video wall mode	
<b>Mode 7</b>	4x1 video wall mode	
<b>Mode 8</b>	1x4 Splitter mode	

# Connection Diagram



Front view		Back view	
1	Power Supply	3-6	HDMI Display (OUT 1-4)
2	HDMI Source (PC)		

# Specification

Input Ports	HDMI x 1
Output Ports	HDMI x 4
Vertical Frequency Range	50/60Hz
Video Amplifier Bandwidth	6.0Gbps/600MHz per channel (18Gbps all channels)
Interlaced (50&60Hz)	480i,576i,1080i
Progressive (50&60Hz)	480p, 576p, 720p, 1080p, 4K@24/25/30Hz, 4k@50/60Hz
Operating Temperature	0°C to 70°C
Storage Humidity	5% to 90% RH non-condensation
Power Supply	12V DC 2A
Power Consumption (Max)	12W
Dimension (LxWxH)	151 x 111 x 26.5 mm
Net Weight	395g
Material	Metal

## Troubleshooting

Problems	Causes	Solutions
Power light is off and product is not working	Is the power adapter properly connected and the power on/off button is on	Please check if the power adapter is connected properly and switch on the power on/off button
The product doesn't show the right image of the Apple TV 4K or other players	Maybe the customers setup the wrong output signal formats that the processor can't support, such as HDR10 (4K@60Hz 4:2:0) and Dolby Vision (4K@60Hz 4:2:2), etc.	Please change the resolution to the SDR resolution like 4K@60Hz RGB or 4:4:4, and down compatible with the lower SDR resolutions
No picture and sounds after re-plug the HDMI cables or power cable	Maybe the products can't recognize correctly signal of the input and outputs after the actions, or the connection of the HDMI cables are not very well	Please check the connection of the HDMI cables and power cable, and re-connect the HDMI cables and have a try, or change a high quality HDMI cables

## Power Adapter Information

Information published	Value & precision	Unit	Notes
Manufacturer's name or trade mark, commercial registration number and address	SHENZHEN Keyu Power Supply Technology Co., Ltd	-	-
Model identifier	KA2401A-1202000EU	-	-
Input voltage	AC, 100-240V	V	Specified by the manufacturer. Shall be a value or a range.
Input AC frequency	50-60	Hz	Specified by the manufacturer. Shall be a value or a range.

Output voltage	DC, 12V	V	Nameplate output voltage. Shall indicate whether is AC or DC. In cases where more than one physical output or more than one output voltage at load condition 1 are measured, the sets of available Output voltage – Output current – Output power shall be published.
Output current	2	A	Nameplate output current. In cases where more than one physical output or more than one output voltage at load condition 1 are measured, the sets of available Output voltage – Output current – Output power shall be published.
Output power	24	W	Nameplate output power. In cases where more than one physical output or more than one output voltage at load condition 1 are measured, the sets of available Output voltage – Output current – Output power shall be published.
Average active efficiency	86.2	%	Declared by the manufacturer based on the value calculated as arithmetical mean of efficiency at load conditions 1-4. In cases where multiple average active efficiencies are declared for multiple output voltages available at load condition 1, the value published shall be the average active efficiency declared for the lowest output voltage.



Efficiency at low load (10 %)	76	%	Declared by the manufacturer based on the value calculated at load condition 5.  External power supplies with a nameplate output power of 10 W or less shall be exempted from this requirement.  In cases where multiple average active efficiencies are declared for multiple output voltages available at load condition 1, the value published shall be the value declared for the lowest output voltage.
No-load power consumption	0.1	W	Declared by the manufacturer based on the value measured for load condition 6.

**Disclaimer**

Dolby is a trademark of Dolby Laboratories.

The terms HDMI™ and HDMI High-Definition Multimedia Interface, and the HDMI logo are trademarks or registered trademarks of HDMI Licensing LLC in the United States and other countries.

Other trademarks or trade names mentioned herein refer to the organizations or their products that own the trademarks or names. We do not own the related rights of trademarks and product names of other organizations.

Hereby Assmann Electronic GmbH, declares that the Declaration of Conformity is part of the shipping content. If the Declaration of Conformity is missing, you can request it by post under the below mentioned manufacturer address.

**www.assmann.com**

Assmann Electronic GmbH  
Auf dem Schüffel 3  
58513 Lüdenscheid  
Germany

