

Overview

HPE Synergy 50Gb Interconnect Link Module

The HPE Synergy 50Gb Interconnect Link Module, satellite module, is designed for Composable Infrastructure. Based on disaggregated, rack-scale design, it uses a primary/satellite architecture to consolidate data center network connections, reduce hardware and scale network bandwidth across multiple HPE Synergy Frames. This module extends HPE composable fabric up to four additional satellite frames with 25/50Gb connectivity to Synergy Compute Modules and replaces a fixed ratio of interconnects in each frame by extending the fluid pool of network resources.

The primary module contains intelligent networking capabilities that extend connectivity to frames equipped with satellite modules. This reduces the need for top of rack switches and substantially decreases cost. The reduction in components simplifies fabric management at scale while consuming fewer ports at the data center aggregation layer.



Figure 1 HPE Synergy 50Gb Interconnect Link Module

- | | |
|---------------|---|
| 1. UID LED | 3. Insertion & Extraction Lever |
| 2. Health LED | 4. CXP28 ports --- L1 & L2 used for Interconnect Link Ports |

Standard Features

Product Features


Performance

- 12 x 25Gb or 12 x 50Gb (2 lanes of 25Gb) Ethernet downlinks (traversing the midplane) to compute module Converged Network Adapters
- The FlexHBA can be configured to transport either Fiber Channel over Ethernet/CEE or Accelerated iSCSI protocol.
- Each FlexNIC and FlexHBA is recognized by the compute module as a PCIe physical function device with adjustable speeds from 250Mb to 25Gb in 250Mb increments when connected to a 2-port Converged Network Adapter or any Flex-25/50 NIC and from 500Mb to 50Gb in 500Mb increments when connected to a Dual-Port 25/50Gb Converged Network Adapter

Management

- Integrated composer based HPE OneView included with every frame, providing out-of-the-box Virtual Connect configuration and management.
- Pre-configure compute modules I/O configurations prior to their installation for easy deployment
- Move, add, or change compute module network connections on the fly without impacting LAN and SAN administrator
- Provisioned storage resource is associated directly to a specific virtual machine - even if the virtual server is re-allocated within a frame
- Compute module-side NPIV removes storage management constraint of a single physical HBA on a compute module does not add to SAN switch domains or require traditional SAN management
- Licensing support for native Fibre Channel through Composer powered by OneView

Supported Configurations



HPE Synergy 12000 Frame - Rear View



Standard Features

Interconnect Module Configurations				Compute Module Network Adapters Used	
Frame 1					
[ICB 1]	Empty/Interconnect	->	Empty/Interconnect	[ICB 4]	Empty/Adapter
[ICB 2]	Empty/Interconnect	->	Empty/Interconnect	[ICB 5]	Empty/Adapter
[ICB 3]	HPE VC SE 100Gb F32	->	HPE 50Gb ILM	[ICB 6]	HPE 25Gb/50Gb CNA

Frame 2					
[ICB 1]	Empty/Interconnect	->	Empty/Interconnect	[ICB 4]	Empty/Adapter
[ICB 2]	Empty/Interconnect	->	Empty/Interconnect	[ICB 5]	Empty/Adapter
[ICB 3]	HPE 50Gb ILM	->	HPE VC SE 100Gb F32	[ICB 6]	HPE 25Gb/50Gb CNA

Frame 1					
[ICB 1]	Empty/Interconnect	->	Empty/Interconnect	[ICB 4]	Empty/Adapter
[ICB 2]	HPE VC SE 100Gb F32	->	HPE 50Gb ILM	[ICB 5]	HPE 25Gb/50Gb CNA
[ICB 3]	Empty/Interconnect	->	Empty/Interconnect	[ICB 6]	Empty/Adapter

Frame 2					
[ICB 1]	Empty/Interconnect	->	Empty/Interconnect	[ICB 4]	Empty/Adapter
[ICB 2]	HPE 50Gb ILM	->	HPE VC SE 100Gb F32	[ICB 5]	HPE 25Gb/50Gb CNA
[ICB 3]	Empty/Interconnect	->	Empty/Interconnect	[ICB 6]	Empty/Adapter

Frame 1					
[ICB 1]	HPE VC SE 100Gb F32	->	HPE 50Gb ILM	[ICB 4]	HPE 25Gb/50Gb CNA
[ICB 2]	Empty/Interconnect	->	Empty/Interconnect	[ICB 5]	Empty/Adapter
[ICB 3]	Empty/Interconnect	->	Empty/Interconnect	[ICB 6]	Empty/Adapter

Frame 2					
[ICB 1]	HPE 50Gb ILM	->	HPE VC SE 100Gb F32	[ICB 4]	HPE 25Gb/50Gb CNA
[ICB 2]	Empty/Interconnect	->	Empty/Interconnect	[ICB 5]	Empty/Adapter
[ICB 3]	Empty/Interconnect	->	Empty/Interconnect	[ICB 6]	Empty/Adapter

Frame 1					
[ICB 1]	HPE VC SE 100Gb F32	->	HPE 50Gb ILM	[ICB 4]	HPE 25Gb/50Gb CNA
[ICB 2]	HPE VC SE 100Gb F32	->	HPE 50Gb ILM	[ICB 5]	HPE 25Gb/50Gb CNA
[ICB 3]	Empty/Interconnect	->	Empty/Interconnect	[ICB 6]	Empty/Adapter

Frame 2					
[ICB 1]	HPE 50Gb ILM	->	HPE VC SE 100Gb F32	[ICB 4]	HPE 25Gb/50Gb CNA
[ICB 2]	HPE 50Gb ILM	->	HPE VC SE 100Gb F32	[ICB 5]	HPE 25Gb/50Gb CNA
[ICB 3]	Empty/Interconnect	->	Empty/Interconnect	[ICB 6]	Empty/Adapter



Standard Features

Interconnect Module Configurations				Compute Module Network Adapters Used	
Frame 1					
[ICB 1]	HPE VC SE 100Gb F32	->	HPE 50Gb ILM	[ICB 4]	HPE 25Gb/50Gb CNA
[ICB 2]	Empty/Interconnect	->	Empty/Interconnect	[ICB 5]	Empty/Adapter
[ICB 3]	HPE VC SE 100Gb F32	->	HPE 50Gb ILM	[ICB 6]	HPE 25Gb/50Gb CNA

Frame 2					
[ICB 1]	HPE 50Gb ILM	->	HPE VC SE 100Gb F32	[ICB 4]	HPE 25Gb/50Gb CNA
[ICB 2]	Empty/Interconnect	->	Empty/Interconnect	[ICB 5]	Empty/Adapter
[ICB 3]	HPE 50Gb ILM	->	HPE VC SE 100Gb F32	[ICB 6]	HPE 25Gb/50Gb CNA

Frame 1					
[ICB 1]	Empty/Interconnect	->	Empty/Interconnect	[ICB 4]	Empty/Adapter
[ICB 2]	HPE VC SE 100Gb F32	->	HPE 50Gb ILM	[ICB 5]	HPE 25Gb/50Gb CNA
[ICB 3]	HPE VC SE 100Gb F32	->	HPE 50Gb ILM	[ICB 6]	HPE 25Gb/50Gb CNA

Frame 2					
[ICB 1]	Empty/Interconnect	->	Empty/Interconnect	[ICB 4]	Empty/Adapter
[ICB 2]	HPE 50Gb ILM	->	HPE VC SE 100Gb F32	[ICB 5]	HPE 25Gb/50Gb CNA
[ICB 3]	HPE 50Gb ILM	->	HPE VC SE 100Gb F32	[ICB 6]	HPE 25Gb/50Gb CNA

Frame 1					
[ICB 1]	HPE VC SE 100Gb F32	->	HPE 50Gb ILM	[ICB 4]	HPE 25Gb/50Gb CNA
[ICB 2]	HPE VC SE 100Gb F32	->	HPE 50Gb ILM	[ICB 5]	HPE 25Gb/50Gb CNA
[ICB 3]	HPE VC SE 100Gb F32	->	HPE 50Gb ILM	[ICB 6]	HPE 25Gb/50Gb CNA

Frame 2					
[ICB 1]	HPE 50Gb ILM	->	HPE VC SE 100Gb F32	[ICB 4]	HPE 25Gb/50Gb CNA
[ICB 2]	HPE 50Gb ILM	->	HPE VC SE 100Gb F32	[ICB 5]	HPE 25Gb/50Gb CNA
[ICB 3]	HPE 50Gb ILM	->	HPE VC SE 100Gb F32	[ICB 6]	HPE 25Gb/50Gb CNA



Service and Support

HPE Services

No matter where you are in your digital transformation journey, you can count on HPE Services to deliver the expertise you need when, where and how you need it. From planning to deployment, ongoing operations and beyond, our experts can help you realize your digital ambitions.

<https://www.hpe.com/services>

Consulting Services

No matter where you are in your journey to hybrid cloud, experts can help you map out your next steps. From determining what workloads should live where, to handling governance and compliance, to managing costs, our experts can help you optimize your operations.

<https://www.hpe.com/services/consulting>

HPE Managed Services

HPE runs your IT operations, providing services that monitor, operate, and optimize your infrastructure and applications, delivered consistently and globally to give you unified control and let you focus on innovation.

[HPE Managed Services | HPE](#)

Operational services

Optimize your entire IT environment and drive innovation. Manage day-to-day IT operational tasks while freeing up valuable time and resources. Meet service-level targets and business objectives with features designed to drive better business outcomes.

<https://www.hpe.com/services/operational>

HPE Complete Care Service

HPE Complete Care Service is a modular, edge-to-cloud IT environment service designed to help optimize your entire IT environment and achieve agreed upon IT outcomes and business goals through a personalized experience. All delivered by an assigned team of HPE Services experts. HPE Complete Care Service provides:

- A complete coverage approach -- edge to cloud
- An assigned HPE team
- Modular and fully personalized engagement
- Enhanced Incident Management experience with priority access
- Digitally enabled and AI driven customer experience

<https://www.hpe.com/services/complecare>

HPE Tech Care Service

HPE Tech Care Service is the operational support service experience for HPE products. The service goes beyond traditional support by providing access to product specific experts, an AI driven digital experience, and general technical guidance to not only reduce risk but constantly search for ways to do things better. HPE Tech Care Service delivers a customer-centric, AI driven, and digitally enabled customer experience to move your business forward. HPE Tech Care Service is available in three response levels. Basic, which provides 9x5 business hour availability and a 2-hour response time. Essential which provides a 15-minute response time 24x7 for most enterprise level customers, and Critical which includes a 6-hour repair commitment where available and outage management response for severity 1 incidents.

<https://www.hpe.com/services/techcare>



Service and Support

HPE Lifecycle Services

HPE Lifecycle Services provide a variety of options to help maintain your HPE systems and solutions at all stages of the product lifecycle. A few popular examples include:

- Lifecycle Install and Startup Services: Various levels for physical installation and power on, remote access setup, installation and startup, and enhanced installation services with the operating system.
- HPE Firmware Update Analysis Service: Recommendations for firmware revision levels for selected HPE products, taking into account the relevant revision dependencies within your IT environment.
- HPE Firmware Update Implementation Service: Implementation of firmware updates for selected HPE server, storage, and solution products, taking into account the relevant revision dependencies within your IT environment.
- Implementation assistance services: Highly trained technical service specialists to assist you with a variety of activities, ranging from design, implementation, and platform deployment to consolidation, migration, project management, and onsite technical forums.
- HPE Service Credits: Access to prepaid services for flexibility to choose from a variety of specialized service activities, including assessments, performance maintenance reviews, firmware management, professional services, and operational best practices.

Notes: To review the list of Lifecycle Services available for your product go to:

<https://www.hpe.com/services/lifecycle>

For a list of the most frequently purchased services using service credits, see the [HPE Service Credits Menu](#)

Other Related Services from HPE Services:

HPE Education Services

Training and certification designed for IT and business professionals across all industries. Broad catalogue of course offerings to expand skills and proficiencies in topics ranging from cloud and cybersecurity to AI and DevOps. Create learning paths to expand proficiency in a specific subject. Schedule training in a way that works best for your business with flexible continuous learning options.

<https://www.hpe.com/services/training>

Defective Media Retention

An option available with HPE Complete Care Service and HPE Tech Care Service and applies only to Disk or eligible SSD/Flash Drives replaced by HPE due to malfunction.

Consult your HPE Sales Representative or Authorized Channel Partner of choice for any additional questions and services options.

Parts and Materials

HPE will provide HPE-supported replacement parts and materials necessary to maintain the covered hardware product in operating condition, including parts and materials for available and recommended engineering improvements.

Parts and components that have reached their maximum supported lifetime and/or the maximum usage limitations as set forth in the manufacturer's operating manual, product quick-specs, or the technical product data sheet will not be provided, repaired, or replaced as part of these services.

How to Purchase Services

Services are sold by Hewlett Packard Enterprise and Hewlett Packard Enterprise Authorized Service Partners:

- Services for customers purchasing from HPE or an enterprise reseller are quoted using HPE order configuration tools.
- Customers purchasing from a commercial reseller can find services at <https://ssc.hpe.com/portal/site/ssc/>



Service and Support

AI Powered and Digitally Enabled Support Experience

Achieve faster time to resolution with access to product-specific resources and expertise through a digital and data driven customer experience

Sign into the HPE Support Center experience, featuring streamlined self-serve case creation and management capabilities with inline knowledge recommendations. You will also find personalized task alerts and powerful troubleshooting support through an intelligent virtual agent with seamless transition when needed to a live support agent.

<https://support.hpe.com/hpesc/public/home/signin>

Consume IT On Your Terms

HPE GreenLake edge-to-cloud platform brings the cloud experience directly to your apps and data wherever they are—the edge, colocations, or your data center. It delivers cloud services for on-premises IT infrastructure specifically tailored to your most demanding workloads. With a pay-per-use, scalable, point-and-click self-service experience that is managed for you, HPE GreenLake edge-to-cloud platform accelerates digital transformation in a distributed, edge-to-cloud world.

- Get faster time to market
- Save on TCO, align costs to business
- Scale quickly, meet unpredictable demand
- Simplify IT operations across your data centers and clouds

To learn more about HPE Services, please contact your Hewlett Packard Enterprise sales representative or Hewlett Packard Enterprise Authorized Channel Partner. Contact information for a representative in your area can be found at "Contact HPE"

<https://www.hpe.com/us/en/contact-hpe.html>

For more information

www.hpe.com/services



Configuration Information

Models

Spare Part Numbers	SKU Description	Orderable SKU Number
879437-001 P57815-001	HPE Synergy 50Gb Interconnect Link Module	867793-B21
P02747-001 P57838-001	HPE Synergy 50Gb TAA-compliant Interconnect Link Module	867793-B22

Notes:

- All SKUs of the HPE Synergy 50Gb Interconnect Link Module are functionally equivalent to each other and operate and behave as expected on all versions of HPE OneView for Synergy until it is time for a firmware upgrade. To update firmware on Spare Part Numbers P57815-001 and P57838-001 you must have HPE OneView for Synergy version 6.60.01 or HPE OneView for Synergy version 7.2 or later.
- HPE Synergy 50Gb Interconnect Link Modules with different Spare Part Numbers can operate together within the same environment. An upgrade is not required for this support. To differentiate between the new and old HPE Synergy 50Gb Interconnect Link Modules, refer to the spare part number on the module or firmware version on each module. Spare Part Numbers P57815-001 and P57838-001 will contain the 2.x firmware and the Spare Part Numbers 879437-001 and P02747-001 will contain the 1.x firmware.
- For future firmware updates:
 - o 1. To determine if you have an old or new HPE Synergy 50Gb Interconnect Link Module:
 - a. Use HPE OneView for Synergy to check the firmware version or spare part number of the module.
 IMPORTANT: Because the new interconnect link module's firmware version is unknown to existing SSP releases, HPE OneView for Synergy displays a message that the firmware does not match the baseline version and provides a resolution to update the firmware. Disregard this resolution as this firmware difference from baseline is expected. See the HPE OneView for Synergy User Guide ([Document - HPE OneView for HPE Synergy Firmware and Driver Update Guide | HPE Support](#)) for information on identifying firmware versions and spare part numbers.
 - b. Look on the outside of the module for the spare part number.
 - o 2. Check the HPE OneView for Synergy version number. If you are not running HPE OneView for Synergy version 6.60.01 or 7.2 or later, update the software. See the HPE OneView for Synergy User Guide ([Document - HPE OneView for HPE Synergy Firmware and Driver Update Guide | HPE Support](#)) for details on updating the software and the HPE Synergy Software Release Information pages for the latest release information ([Document - HPE OneView for HPE Synergy Firmware and Driver Update Guide | HPE Support](#)).
 - o 3. Update the firmware on the interconnect link module. See the HPE OneView for Synergy User Guide ([Document - HPE OneView for HPE Synergy Firmware and Driver Update Guide | HPE Support](#)) for details on updating the firmware.

Compatibility

HPE Synergy 50Gb Interconnect Link Module interoperates with the following HPE Synergy hardware housed in the Synergy Frames.

HPE Synergy Compute Modules

HPE Synergy 480 Gen10 Configure-to-order Compute Module	871940-B21
HPE Synergy 480 Gen10 TAA-compliant Configure-to-order Compute Module	871940-B22
HPE Synergy 480 Gen10 Configure-to-order without Drive Bays Compute Module	871941-B21
HPE Synergy 480 Gen10 TAA-compliant Configure-to-order without Drive Bays Compute Module	871941-B22
HPE Synergy 480 Gen10 Configure-to-order Premium Compute Module	871942-B21

Configuration Information

HPE Synergy 480 Gen10 TAA-compliant Configure-to-order Premium Compute Module	871942-B22
HPE Synergy 660 Gen10 Configure-to-order Compute Module	871929-B21
HPE Synergy 660 Gen10 TAA-compliant Configure-to-order Compute Module	871929-B22
HPE Synergy 660 Gen10 Configure-to-order without Drive Bays Compute Module	871930-B21
HPE Synergy 660 Gen10 TAA-compliant Configure-to-order without Drive Bays Compute Module	871930-B22
HPE Synergy 660 Gen10 Configure-to-order Premium Backplane Compute Module	871931-B21
HPE Synergy 660 Gen10 TAA-compliant Configure-to-order Premium Backplane Compute Module	871931-B22
HPE Synergy 480 Gen10 Plus Base Chassis Configure-to-order Compute Module	P22139-B21
HPE Synergy 480 Gen10 Plus Base Chassis TAA-compliant Configure-to-order Compute Module	P22139-B22
HPE Synergy 480 Gen11 Configure-to-order Compute Module	P39531-B21
HPE Synergy 480 Gen11 TAA-compliant Configure-to-order Compute Module	P39531-B22

HPE Virtual Connect Module

HPE Virtual Connect SE 100Gb F32 Module for Synergy	867796-B21
HPE Virtual Connect SE 100Gb F32 TAA-compliant Module for Synergy	867796-B22

HPE Network Adapters

HPE Synergy 4820C 10/20/25Gb Converged Network Adapter	876449-B21
HPE Synergy 6820C 25/50Gb Converged Network Adapter	P02054-B21

CXP28 Cables

HPE Synergy 300Gb Interconnect Link 2.1m Direct Attach Copper Cable	876680-B21
HPE Synergy 300Gb Interconnect Link 3m Active Optical Cable	876689-B21
HPE Synergy 300Gb Interconnect Link 5m Active Optical Cable	876692-B21
HPE Synergy 300Gb Interconnect Link 15m Active Optical Cable	876698-B21



Related Options

HPE Synergy Services

Preferred Support Services

HPE 5 Year Tech Care Essential SY IC Link Module Service	H35F3E
HPE Installation Synergy Node Service	H0YW6E
HPE 5 Year Tech Care Critical SY IC Link Module Service	H35E5E
HPE 1 Year Post Warranty Tech Care Essential SY IC Link Module Service	H35F4PE

Support Recommended

HPE 5 Year Tech Care Essential SY IC Link Module Service	H35F3E
HPE 5 Year Tech Care Critical SY IC Link Module Service	H35E5E

Deployment/Installation & Start-up Services

HPE Factory Express Synergy Initial Frame Package 4 Service	HA454A1-300
HPE Factory Express Synergy Add-on Frame Package 4 Service	HA454A1-301
HPE Synergy First Frame Startup Service	U8JM3E
HPE Synergy Additional Frame Startup Service	U8JM4E
HPE Installation Non Standard Hours Synergy Node Service	H0YW7E

Tech Care Critical

HPE 5 Year Tech Care Critical with CDMR SY IC Link Module Service	H35E9E
HPE 4 Year Tech Care Critical SY IC Link Module Service	H35E4E
HPE 4 Year Tech Care Critical with CDMR SY IC Link Module Service	H35E8E
HPE 3 Year Tech Care Critical SY IC Link Module Service	H35E3E
HPE 3 Year Tech Care Critical with CDMR SY IC Link Module Service	H35E7E
HPE 1 Year Post Warranty Tech Care Critical with CDMR SY IC Link Service	H35F0PE
HPE 1 Year Post Warranty Tech Care Critical SY IC Link Module Service	H35E6PE

Tech Care Essential

HPE 5 Year Tech Care Essential with CDMR SY IC Link Module Service	H35F8E
HPE 4 Year Tech Care Essential SY IC Link Module Service	H35F2E
HPE 4 Year Tech Care Essential with CDMR SY IC Link Module Service	H35F7E
HPE 3 Year Tech Care Essential SY IC Link Module Service	H35F1E
HPE 3 Year Tech Care Essential with CDMR SY IC Link Module Service	H35F6E
HPE 2 Year Post Warranty Tech Care Essential SY IC Link Module Service	H35F5PE
HPE 1 Year Post Warranty Tech Care Essential with CDMR SY IC LinkModule Service	H35F9PE

Tech Care Basic

HPE 5 Year Tech Care Basic SY IC Link Module Service	H35G2E
HPE 5 Year Tech Care Basic with CDMR SY IC Link Module Service	H35G7E
HPE 4 Year Tech Care Basic SY IC Link Module Service	H35G1E
HPE 4 Year Tech Care Basic with CDMR SY IC Link Module Service	H35G6E
HPE 3 Year Tech Care Basic SY IC Link Module Service	H35G0E



Related Options

HPE 3 Year Tech Care Basic with CDMR SY IC Link Module Service	H35G5E
HPE 2 Year Post Warranty Tech Care Basic SY IC Link Module Service	H35G4PE
HPE 1 Year Post Warranty Tech Care Basic with CDMR SY IC LinkModule Service	H35G8PE
HPE 1 Year Post Warranty Tech Care Basic SY IC Link Module Service	H35G3PE

Notes:

- Service levels and response times for Hewlett Packard Enterprise Support Services may vary depending on your geographic location. Service starts on date of hardware purchase. Restrictions and limitations apply. HPE Support Services are governed by the applicable HPE terms and conditions of service provided or indicated to customer at the time of purchase. Customer may have additional statutory rights according to applicable local laws, and such rights are not in any way affected by the HPE terms and conditions of service or the HPE Limited Warranty provided with your HPE Product.
 - Learn more at <http://www.hpe.com/services/ssc>
 - Extended Services Plans enable customers to extend service coverage beyond the base warranty period and are available in one-year increments for durations of one to five years.
 - See Hewlett Packard Enterprise Support Services Data Sheet and terms and conditions for complete details.
-



Technical Specifications

System Unit	
Shipping Dimensions	
Length	19.53 in (496 mm)
Width	15.67 in (398 mm)
Height	5.88 in (149.5 mm)
Shipping Weight	Approximately 3.0 Kg (6.2 Lbs)
Product Specifications Hardware	
Performance	Non-blocking architecture
Connectors and Cabling	12 x 50Gb downlinks through the midplane 2 x 300Gb interconnect link ports
Indicators	Health LED UID LED Link cable port LEDs Compute Module Link LEDs
Weight	2.81Kg (6.2 Lbs)
Latency	Low-latency design (<5ns round trip)
Environmental Ranges	Temperature Range
	Specification 10° to 35°C (50° to 95°F)*
	Temperature Range
	Operating 10° to 35°C (50° to 95°F)
	Shipping Shipping -40°C to 60°C (-40°F to 140°F)
	Storage -20°C to 60°C (-4F to 140°F)
	Maximum wet bulb temperature 30C (80F)
	Relative Humidity (noncondensing)
	Operating 10% to 90%
	Shipping 10% to 90%
Notes:	
<ul style="list-style-type: none"> All temperature ratings shown are for sea level. An altitude derating of 1°C per 304.8 m (1.8°F per 1,000 ft) to 3048 m (10,000 ft) is applicable. No direct sunlight allowed. Upper operating limit is 3,048m (10,000 ft) or 70 Kpa/10.1 psia. Upper non-operating limit is 9,144 m (30,000 ft) or 30.3 KPa/4.4 psia. Storage maximum humidity of 90% is based on a maximum temperature of 45°C (113°F). Altitude maximum for storage corresponds to a pressure minimum of 70 KPa. 	
Power Specification	12V @ 3.58A (43 W max)



Technical Specifications

Safety and Compliance

Safety Certifications

- UL/CUL Recognition to UL/CSA 60950-1
- TUV to EN 60950-1
- CB report and certificate to IEC 60950-1 with all country deviations
- CE Marking

Electromagnetic Emissions Certifications FCC Part 15 Class A

- FCC Part 15 Class A
- EN 55022 Class A (CISPR22 Class A)
- VCCI Class A
- CE Marking
- FCC
- ICES (Canada)
- VCCI (Japan)
- RCM (Australia/NZ)
- KCC (Korea)
- BSMI (Taiwan)

Environment-friendly Products and Approach - End-of-life Management and Recycling

Hewlett Packard Enterprise offers end-of-life Hewlett Packard Enterprise product return, trade-in, and recycling programs in many geographic areas. For trade-in information, please go to: <http://www.hpe.com/info/recycle>. To recycle your product, please go to: <http://www.hpe.com/info/recycle> or contact your nearest Hewlett Packard Enterprise sales office. Products returned to Hewlett Packard Enterprise will be recycled, recovered or disposed of in a responsible manner.

The EU WEEE directive (2002/95/EC) requires manufacturers to provide treatment information for each product type for use by treatment facilities. This information (product disassembly instructions) is posted on the Hewlett Packard Enterprise web site at: <http://www.hpe.com/info/recycle>. These instructions may be used by recyclers and other WEEE treatment facilities as well as Hewlett Packard Enterprise OEM customers who integrate and re-sell Hewlett Packard Enterprise equipment.




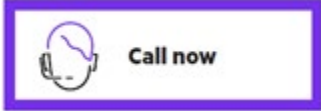
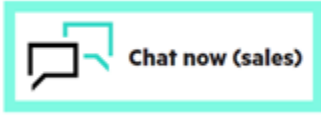
Summary of Changes

Date	Version History	Action	Description of Change
08-Jan-2024	Version 9	Changed	Service and Support Section was updated.
01-May-2023	Version 8	Changed	Service and Support and Configuration Information sections were updated Updating for Gen11 compatibility
15-Aug-2022	Version 7	Changed	Configuration information and Related Options sections were updated. Added Gen10Plus SKUs and added information about new hardware design that is the same SKU number but differs by spare FRU number.
15-Sep-2021	Version 6	Changed	Obsolete SKUs were removed Service and Support Pointnext Tech Care and Complete Care Information added
11-Jan-2021	Version 5	Changed	Overview section was updated.
05-Oct-2020	Version 4	Changed	Configuration Information section was updated.
24-Aug-2020	Version 3	Changed	Corrected TAA description. Configuration Information and Related Options sections were updated. Rebranding applied to document.
02-Dec-2019	Version 2	Changed	Standard Features and Configuration Information sections were updated.
03-Sep-2019	Version 1	Created	New QuickSpecs



Copyright

**Make the right purchase decision.
Contact our presales specialists.**



© Copyright 2024 Hewlett Packard Enterprise Development LP. The information contained herein is subject to change without notice. The only warranties for Hewlett Packard Enterprise products and services are set forth in the express warranty statements accompanying such products and services. Nothing herein should be construed as constituting an additional warranty. Hewlett Packard Enterprise shall not be liable for technical or editorial errors or omissions contained herein.

a00067743enw - 16429 - Worldwide - V9 - 08-January-2024