

Overview

HPE M-series SN2700M Switch

With an increasing need to access data faster and accommodate growing workloads, rising levels of east-west traffic, and new storage arrays based on flash storage technologies, a high bandwidth, low-latency, zero packet loss network becomes paramount. The HPE SN2700M switches offer a 100GbE-based network platform capable of delivering unbelievable networking speed and agility to keep pace with the most intense workloads small- to large-scale enterprises can produce. With port speeds spanning from 1Gb/s to 100 Gb/s and a switching capacity of 6.4Tb/s from 32 ports at 100GbE, the switch enables non-blocking throughput at wire-speed transfers-across all packet sizes. All this enables the SN2700M to deliver a landmark 4.76 Bpps processing capacity and an uncompromising 300ns cut-through latency in a compact 1RU form factor. The M-Series are perfect for Top-Of-Rack (TOR) deployments and optimized for virtualized environments, hyperconverged infrastructure, and storage deployments.

With HPE M-Series Ethernet switches give you the right network bandwidth with consistent performance for high-performance and storage workloads. Delivering the highest feature set at the right price allows you to get the most out of your Ethernet infrastructure to best support a variety of use cases, including media and entertainment; streaming video, financial services industry, virtualized data centers, and next generation storage, including software-defined storage and NVMe flash. With HPE M-Series switches, you can:

- **Optimize Storage**— modernize your network to eliminate limitations and bottlenecks that can be caused by the addition of flash storage.
- **Enjoy efficient network performance**— avoid packet loss, provide predictable performance with line-rate packet delivery across all ports and all packet sizes
- **Realize breakthrough economics**— make better use of your data center resources with the highest port density per rack unit and the industry's lowest power consumption.
- **Accelerate business innovation**— utilize 1/10/40Gbps Ethernet connectivity for existing workloads and enhance connectivity utilizing built-in 25/50/100Gbps capabilities to respond quickly to business needs and to stay on the leading edge of Ethernet switching technology.


The M-Series SN2700 switch provides a high density 100GbE switching solution in single Rack Unit (RU) for the growing demands of today's storage, database, and data center environments. The SN2700 carries a unique design to accommodate the highest rack performance. Available in 16 or 32 ports, the SN2700 carries a switching capacity of 6.4Tb/s with 4.76Bpps processing capacity.

SN2700M is available in following models

- HPE SN2700M 100GbE 32QSFP28
 - Power-to-Connector and Connector-to-Power Airflow
 - TAA SKU option
 - ONIE SKU option
- HPE SN2700M 100GbE 16QSFP28
- HPE SN2700M 100GbE 16-pport Upgrade E-LTU.

SN2700M offers cost-effective options with entry at 16-ports and a pay as you grow with a software license. Offering more flexibility to customers to add capacity when needed.

Overview

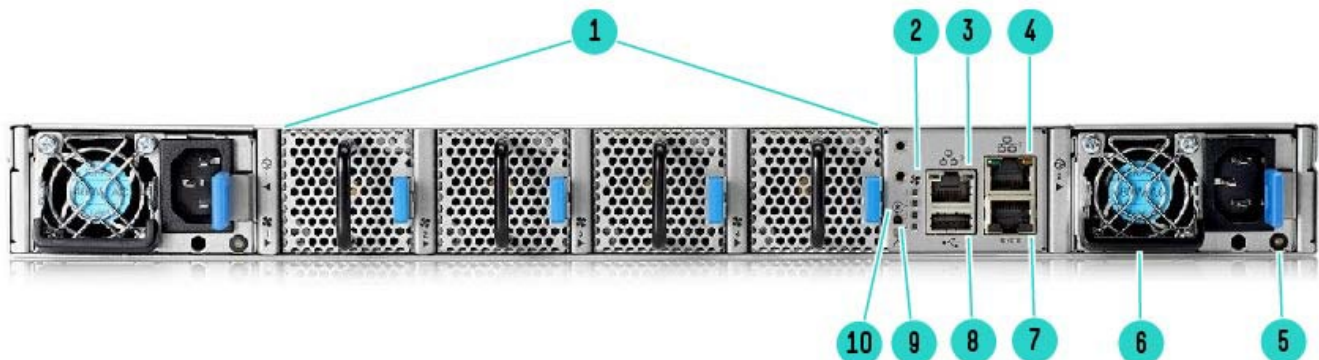


HPE M-Series SN2700M - Front View

- | | |
|---------------------------------------|-----------------------------|
| 1. Status LEDs | 3. QSFP/QSFP28 Ports (1-32) |
| 2. Inventory Information Pull-out tab | |

Notes:

- Port Connectivity options, all ports support 1GbE – 100GbE (100GbE QSFP28 can be configured as 100GbE or 40GbE)
- Each odd numbered QSFP28 port can breakout (Optical/DAC/AOC) into four 10 GbE sub-ports.
- Each odd numbered QSFP28 port can breakout (Optical/DAC/AOC) into four 25 GbE sub-ports.



HPE M-Series SN2700M – Rear View

- | | |
|--------------------------------|-------------------------------------------|
| 1. Fans (4 Units) | 6. Power Supply |
| 2. Fans Status LEDs | 7. Serial Console Port (115200 BAUD rate) |
| 3. MGMT0 100Mb/s to 1Gb/s Port | 8. USB Port |
| 4. MGMT1 100Mb/s to 1Gb/s Port | 9. System Health LED |
| 5. Power Supply | 10. Reset button |



Overview

Models

Description

SKU

HPE M-Series SN2700M Ethernet Switch

HPE SN3700cM 100GbE 32QSFP28 ONIE Connector to Power Airflow Switch

R3A98A

Notes:

- HPE ONIE switch SKUs are intended for customer installation of NVIDIA® Cumulus® or another NOS and cannot be converted to ONYX switch SKUs under any circumstances. HPE switch SKUs with factory installed ONYX cannot be converted to HPE ONIE switch SKUS and do not support NVIDIA® Cumulus® or any other NOS.
- This switch model is not supported in standard HPE racks, but only racks which are less than 23.6” in length. For Standard HPE racks use any SN2700M SKU

HPE SN3700cM 100GbE 32QSFP28 ONIE Power to Connector Airflow Switch

R3A97A

Notes: This switch model is not supported in standard HPE racks, but only racks which are less than 23.6” in length. For Standard HPE racks use any SN2700M SKU

HPE SN2700M 100GbE 16-port Upgrade E-LTU

S0N96AAE



Standard Features

Key Features and Benefits

- HPE M-Series SN2700M offers cost-effective options with entry at 16-ports 100GbE and a pay-as-you-grow software license. It offers more flexibility to add capacity when needed for diverse deployment and tighter budgets.
- SN2700M switches are ideal for modern server and storage networks, supporting up to 64 ports with breakout cables of 10 or 25, 32 ports of 50, or 16 ports of 40 or 100GbE delivering predictable performance and zero packet loss at line-rate across each port and packet size.
- SN2700M can be deployed to support 1GbE and 10GbE ports and is designed to be able to evolve over time to support 25, 40, 50, and 100GbE speeds. This helps future-proof your network architecture and allows for implementing significant speed upgrades to the architecture over time.
- SN2700M provides ultra-low cut-through latency of under 300ns port-to-port. This is an advantageous for flash storage which moved the latency bottleneck from storage media to the network, as well as for the bursty nature of today's software-defined and cloud-driven data center traffic flows.
- It provides high port density in a single rack unit, allowing for higher capacity and efficiency, simplifying scale-out environments and saving on total cost of ownership. Unique breakout cables fan out individual switch ports to multiple device ports.
- Provides wire-rate performance with zero packet loss across all frame sizes, avoiding any negative impact on applications that could occur with frame loss as unexpected packet loss is unacceptable in modern data centers, especially within a storage network.
- Capable of forwarding 100% capacity wire rate performance with zero packet loss across all ports concurrently at 100GbE speeds while transferring data across both Layer 2 and Layer 3 networks.
- Designed to use less electric power than competing switches, with less than 6 watts per port, providing one of the industry's lowest power draws, producing less heat than competing products, and allowing reduced OPEX cost.
- Provides enough switching bandwidth to transport all ports at 100GB/s bandwidth concurrently. This allows the switches to avoid head-of-line blocking which can reduce a switches overall performance and throughput.

HPE M-Series SN2700M Ethernet Switch Models

- 16 or 32, 100GbE ports scales up to 64 (16 odd numbered ports x 4) 10GbE & 25GbE connections with breakout cables.
- Extremely Flexible. Support for 1, 10, 25, 40, 50 and 100GbE speeds in a 1U enclosure.
 - QSFP28 50GbE operation is configured as 2x2x25GbE breakout and all 32 ports can operate at 2x50GbE.
- Ultra-low latency with true cut through performance, Zero packet loss performance with DCBX, PFC, ECN support
- Optional per port or global store-and-forward switching for noisy fabric error containment

User Interfaces: Command Line & Web Interface

- Industry-standard command line interface (CLI). The CLI is accessed through SSH or Telnet sessions, or directly via the console serial port on the power side panel.
 - The CLI can be in one of several modes, and each mode makes available a certain group (or level) of commands for execution.
 - Web interface - WebUI that accepts inputs and provides outputs by generating webpages which can be viewed by the user using a web browser for configuration, monitoring, and troubleshooting.
 - The inventory in the switch system can be accessed through a SNMP MIB browser. These devices are indexed (entPhysicalIndex) using three levels: Module layer, Device layer & Sensor layer.
-



Standard Features

System Management

Management Interface

Management interfaces are used in order to provide access to switch management user interfaces (e.g. CLI, WebUI). HPE Switch Management supports out-of-band (OOB) dedicated interfaces (e.g. mgmt0, mgmt1) and in-band dedicated interfaces. In addition, HPE M-Series Switches feature a standard 115200 baud rate RJ45 serial port that provides access to the CLI.

NTP, Clock & Time Zones

Network Time Protocol (NTP) is a networking protocol for clock synchronization between computer systems over packet-switched, variable-latency data networks. NTP is intended to synchronize all participating computers to within a few milliseconds of Coordinated Universal Time (UTC) and is designed to mitigate the effects of variable network latency.

PTP

IEEE Standard for a Precision Clock Synchronization Protocol for Networked Measurement and Control Systems (standard number 1588) defines the means to achieve time synchronization in the orders of sub microseconds.

Software Management

Configuration Management

Onyx's built-in automation infrastructure reduces operational expenses and time to service by minimizing manual operations and eliminating configuration and provisioning errors. Automation tools such as Ansible, SaltStack, ZTP and Puppet enable you to automate fabric configuration and large scale deployments.

Saving, Loading & restore to factory defaults of the Configuration Files

There are two types of configuration files that can be applied on the switch, BIN files (binary) and text-based configuration files. BIN configuration files are not human readable. Additionally, these files are encrypted and contain integrity verification preventing them from being edited and used. Text configuration files are text-based and editable. It is similar in form to the output of the command "show running config expanded". Automated configuration file backup feature can be used to upload the active configuration file on every "configuration write". The switch WEBUI and CLI can be used to load a BIN or text configuration file. By default, or after a system reset, the system loads the default "initial" configuration file. Support is provided to load a different configuration file and make it the active configuration.

Logging

Logging of system events in several severity level over a configurable period of time.

Debugging

Support save sysdmp file collects configuration, status, counters, log files, What-Just-Happened, and WireShark traces for Ethernet modules to enable timely review of problems and facilitate service support. There are 31 per port packet counters and an additional 22 discard packet classification counters to help you identify why there are packet processing problems, should they occur.



Standard Features

What Just Happened (WJH)

As an innovative network telemetry technology, 'What Just Happened' (WJH) monitors and alerts on data plane anomalies to reduce system downtime. With built-in capabilities to inspect packets across all ports at line-rate, multi-terabit speeds, WJH avoids time-consuming data collection and manual searches for network problems. In addition, a streaming WJH telemetry application, supported by other management applications, can be installed as a Docker container.

Link Diagnostic Per Port

Enables an insight into the physical layer components - see information such as a cable status (plugged/unplugged), speed mismatch, auto-negotiation failures, signal quality failures, link training failures, forward error code mismatch, etc.

Signal Degradation Monitoring

A system can monitor the bit error rate (BER) in order to ensure a quality of the link and take an automatic action to disable offending ports.

Telemetry

Sampling (histograms) – a network administrator can enable a sampling of the port buffer occupancy, record occupancy changes over time, and provide information for different levels of buffer occupancy, and amount of time the buffer has been occupied during the observation period.

Thresholds – thresholds may be enabled per port to record the network time when port buffer occupancy crosses the defined threshold and when buffer occupancy drops below it.

User Management and Security

- Different user account types with different privileges
 - RADIUS, TACACS+ & LDAP support
 - System Secure Mode - configures the switch system to run secure algorithms in compliance with FIPS 140-2 requirements
 - USA Department of Defense certification – UC APL
 - Storm Control
 - Access Control Lists (ACLs L2-L4 & user defined)
 - 802.1X - Port Based Network Access Control
 - SSH server strict mode – NIST 800-181A
 - CoPP (IP filter)
 - Port isolation
-

Cryptographic (X.509, IPSec) and Encryption

- Configuring, generating and modifying x.509 certificates used in the system.
-

802.1x Protocol

Authenticate hosts (or supplicants) and to allow connection only to a list of allowed hosts pre-configured on an authentication server

Network Management Interfaces SNMP, JSON & XML

Puppet Agent

Built-in agent for the open-source "Puppet" configuration change management system



Standard Features

Additional Management & Automation Features

- Zero Touch Provisioning
- Ansible, SALT Stack
- FTP \ TFTP \ SCP
- AAA , RADIUS \ TACACS+ \ LDAP
- JSON & CLI , Enhanced Web UI
- SNMP v1,2,3
- In-band Management
- DHCP, SSHv2, Telnet
- SYSLOG
- Dual ONYX™ Software images
- Events history

Linux Docker Containers

Run your applications as a Linux docker image embedded in the switch flash:

- Full SDK access through the container
- Persistent container & shared storage.

Software Components, Standard, Base Models

Ethernet Switching

Interface Isolation

Group interfaces in sets where traffic from each port is isolated from other interfaces in the group.

Link Aggregation Group (LAG)

Several same speed links are combined into a single logical entity with the accumulated bandwidth of the originating ports

MLAG

Extending the implementation of the LAG to more than a single device provides yet another level of redundancy that extends from the link level to the node level.

VLANs

L2 segment of the network which defines a broadcast domain and is identified by a tag added to all Ethernet frames running within the domain

Voice VLAN

Provide QoS to voice and data traffic in a scenario where a terminal is connected to an IP phone which is in turn connected to the port on the switch

QinQ

Segregate the traffic of different customers in their infrastructure, while still giving the customer a full range of VLANs for their internal use by adding a second 802.1Q VLAN tag to an already tagged frame

Spanning Tree

Rapid Spanning Tree Protocol (RSTP) provides for rapid recovery of connectivity following the failure of a bridge/bridge port or a LAN. The following are supported: BPDU Filter, BPDU Guard, Loop Guard, Root Guard, MSTP and RPVST



Standard Features

Virtual routing and forwarding functions (VRFs)

Virtual routing and forwarding (VRF) is a technology included in IP (Internet Protocol) network routers that allows multiple instances of a routing table to exist in a router and work simultaneously. This increases functionality by allowing network paths to be segmented without using multiple devices. Because traffic is automatically segregated, VRF also increases network security.. Currently, Onyx™ supports 64 VRF instances.

OpenFlow - Support for OpenFlow 1.3

OpenFlow is a network protocol that facilitates direct communication between network systems via Ethernet. Software Defined Networks (SDN) allows a centralist management of network equipment. OpenFlow allows the SDN controller to manage SDN equipment. The OpenFlow protocol allows communication between the OpenFlow controller and OpenFlow agent.

VXLAN

VXLAN (Virtual eXtensible Local Area Network) addresses the requirements of the L2 and L3 data center network infrastructure in the presence of virtual networks in a multi-tenant environment. It runs over the existing networking infrastructure and provides a means to “stretch” a L2 broadcast domain over a layer 3 network.

IGMP Snooping

Snooping and updating tables based on the IGMP protocol used by hosts and adjacent routers on IP networks to establish multicast group memberships

Link Layer Discovery Protocol (LLDP)

A vendor-neutral Link Layer protocol in the Internet Protocol Suite used by network devices for advertising their identity, capabilities, and neighbors on a IEEE 802 LAN

Quality of Service (QoS)

QoS Classification, QoS ReWrite, Queuing and Scheduling, RED & ECN are supported

Access Control List

An Access Control List (ACL) is a list of permissions attached to an object, to filter or match switches packets. When the pattern is matched at the hardware lookup engine, a specified action (e.g. permit/deny) is applied

Other QOS features:

- 802.3X Flow Control
- WRED, Fast ECN & PFC
- 802.1Qbb Priority Flow Control
- 802.1Qaz Enhanced Transmission Selection
- DCBX and Application TLV support
- Advanced QoS- qualification, Rewrite, Policers
- 802.1AB Station and Media Access Control Connectivity Discovery
- Advanced and user-mode Shared buffer management

Port Mirroring

Port mirroring enables data plane monitoring functionality which allows the user to send an entire traffic stream for testing.

sFlow

sFlow (ver. 5) is a procedure used for statistical monitoring of traffic in networks. MLNX-OS supports an sFlow sampling mechanism (agent), which includes collecting traffic samples and data from counters. The sFlow datagrams are then sent to a central collector.



Standard Features

RDMA over Converged Ethernet (RoCE)

Remote Direct Memory Access (RDMA) is the remote memory management capability that allows server to server data movement directly between application memory without any CPU involvement. Simplified RoCEv2 switch configuration automation supported by just one command: `roce {lossy | semi-lossless | lossless}`.

Priority Flow Control

Provides an enhancement to the existing pause mechanism in Ethernet. The global Ethernet pause option stops all traffic on a link. PFC creates eight separate virtual links on the physical link and allows any of these links to be paused and restarted independently, enabling the network to create a no-drop class of service for virtual links.

Shared Buffers

All successfully received packets by a switch are stored on internal memory from the time they are received until the time they are transmitted. The packet buffer is fully shared between all physical ports and is hence called a shared buffer. Buffer configuration is applied in order to provide lossless services and to ensure fairness between the ports and priorities.

Storm Control

Storm Control is a feature which can be enabled on L2 Ethernet ports and port-channels to monitor inbound traffic to prevent disruptions caused by a broadcast, multicast, or unicast traffic storm on the physical interfaces

Store-and-Forward

Store-and-Forward is used to describe a functionality where a switch receives a complete packet, stores it, and only then forwards it.

Since the switch makes forwarding decisions based on the destination address which is at the header of the packet, the switch can make the forwarding decision before receiving the complete packet. This process is called cut-through, as the switch forwards part of the packet before receiving the complete packet. Cut-through and store-and-forward modes are configurable as a switch global or per port option.

IP Routing

IP Interfaces

The following 3 types of IP interfaces are supported:

- VLAN interface
- Loopback interface
- Router port interface

IPv6

IP version 6 (IPv6) is a routing protocol which succeeds IPv4. With the expansion of the Internet and data bases IPv6 addresses consist of 128 bits whose purpose is to allow networks to include a significantly higher number of nodes by increasing the pool of available unique IP addresses. IPv6 packets alleviate overhead and allow for future customizability.

OSPF

Open Shortest Path First (OSPF) is a link-state routing protocol for IP networks. It uses a link state routing algorithm and falls into the group of interior routing protocols, operating within a single autonomous system (AS).



Standard Features

BGP unnumbered

This BGP feature enables a user to establish a BGP session through a P2P Layer-3 link (port or port-channel) without specifying what the IP address of the remote neighbor is, nor what the neighbor's ASN number is. This feature is useful when provisioning a big data center fabric. It does not require allocation of an IP subnet on each pair of connected switches and simplifies the massive configuration and enables automation.

BGP

Border Gateway Protocol (BGP) is an exterior gateway protocol which is designed to transfer routing information between routers. It maintains and propagates a table of routes which designates network reachability among autonomous systems (ASs).

BFD Infrastructure

Many protocols use slow Hello mechanisms and failure detection is usually within seconds after the problem occurs. The BFD goal is to provide low overhead short duration detection of failures between adjacent nodes and single mechanism that can be used for liveness detection over any media. BFD session is established by the application that uses it. There is no discovery mechanism. e.g. in OSPF BFD session is established to neighbors that were discovered by OSPF hello protocol.

Policy Rules

Route Map

Route maps define conditions for redistributing routes between routing protocols. A route map clause is identified by a name, filter type (permit or deny) and a sequence number. Clauses with the same name are components of a single route map; the sequence number determines the order in which the clauses are compared to a route.

IP Prefix-List

Prefix-list is a list of entries, each of which can match one or more IP prefixes. A prefix-list is usually used to match a specific IP prefix, mostly in relation to IP route destinations.

Multicast (IGMP and PIM)

Protocol independent multicast (PIM) is a collection of protocols that deal with efficient delivery of IP multicast (MC) data. Those protocols are published in the series of RFCs and define different ways and aspects of multicast data distribution. PIM protocol family includes PIM dense mode (PIM-DM), PIM sparse mode (PIM-SM, which is not supported on Mellanox platforms), Bidirectional PIM (PIM-BIDIR) and Bootstrap router (BSR) protocol.

PIM builds and maintains multicast routing tables based on the unicast routing information provided by unicast routing tables that can be maintained statically or dynamically by IP routing protocols like OSPF and BGP.

VRRP

The Virtual Router Redundancy Protocol (VRRP) is a computer networking protocol that provides for automatic assignment of available IP routers to participating hosts. This increases the availability and reliability of routing paths via automatic default gateway selections on an IP subnetwork.

MAGP

Multi-active gateway protocol (MAGP) is aimed to solve the default gateway problem when a host is connected to a set of switch routers (SRs) via MLAG.

The network functionality in that case requires that each SR is an active default gateway router to the host, thus reducing hops between the SRs and directly forwarding IP traffic to the L3 cloud regardless which SR traffic comes through.



Standard Features

DHCP Relay

Since Dynamic Host Configuration Protocol must work correctly even before DHCP clients have been configured, the DHCP server and DHCP client need to be connected to the same network.

In larger networks, this is not always practical because each network link contains one or more DHCP relay agents. These DHCP-R agents receive messages from DHCP clients and forward them to DHCP servers thus extending the reach of the DHCP beyond the local network.

Feature Summary

Layer 3 Feature Set

- 64 VRFs supported
- IPv4 & IPv6 Routing and Route maps:
- BGP4, MP-BGP, OSPFv2, route maps
- PIM-SM and PIM-SSM (PIM-SM over MLAG)
- User and management VRFs
- BFD (BGP, OSPF, static routes)
- VRRP, Multi Active Gateway Protocol (MAGP)
- DHCPv4/v6 Relay
- Router Port, int Vlan, NULL Interface for Routing
- ECMP, 64-way
- IGMPv2/v3 Snooping Querier
- Consistent/Resilient Hashing

Network Virtualization

- VXLAN EVPN —L2 stretch use case
- VXLAN Hardware VTEP – L2 Gateway
- L2 stretch use case
- Integration with VMware NSX & OpenStack, etc
- Onyx™ certified NSX scale of 1000 VNIs

Quality of Service (QoS)

- 802.3X Flow Control
- WRED with Fast ECN
- 802.1Qbb Priority Flow Control
- 802.1Qaz ETS
- DCBX – Application TLV support
- Advanced QoS – Qualification, Rewrite, Policers – 802.1AB
- Simplified (one command) RoCEv2 configuration automation

Security

- USA Department of Defense certification—UC APL
- System secure mode—FIPS 140-2 compliance
- Storm control
- Access Control Lists (ACLs L2-L4 & user defined)
- 802.1X - Port Based Network Access Control
- Strict Security mode for DoD Apps & NIST 800 181A compliance
- CoPP (IP filter)
- Port Isolation



Standard Features

Synchronization

- NTP
- PTP IEEE-1588 (SMPTE profile)

Docker Container

- Full SDK access through the container
- Persistent container & shared storage
- Container-secured mode of work:
- Limited CPU/memory/SSD usage

Software Defined Network (SDN)

- OpenFlow 1.3
- Supported controllers: ODL, ONOS, FloodLight, RYU, etc.
- NAT
- True hybrid mode with programmable pipeline

Layer 2 Feature Set

- Multi Chassis LAG (MLAG), MLAG with STP support
- Jumbo Frames (9216 Bytes)
- IGMP V2/V3, Snooping, Querier
- VLAN 802.1Q (4K)
- 256K forwarding entries that can be flexibly shared across ACL, LPM routes, Host routes, MAC, ECMP and Tunnel applications
- Q-In-Q
- 802.1W Rapid Spanning Tree
- BPDU Filter, Root Guard
- Loop Guard, BPDU Guard
- 802.1s Multiple STP
- Rapid Per VLAN STP and PVRST
- 802.3ad Link Aggregation (LAG) & LACP
- 32 Ports/Channel
- 64 Groups Per System
- Port Isolation
- 802.1AB Link Layer Discovery Protocol (LLDP)
- Store & Forward / Cut-through switching modes
- Head of Queue Life Time Limit (HLL)
- 1/10/25/40/50/100GbE

Monitoring & Telemetry

- High Resolution Streaming Telemetry
- What Just Happened (WHJ) Root Cause Analysis
- sFLOW
- Real Time queue depth histograms & thresholds
- Port mirroring (SPAN & ERSPAN)
- Enhanced Link & phy monitoring
- BER degradation monitoring
- User mode - simplified and advanced shared buffer configuration



Standard Features

Management and Automation

- ZTP
 - Ansible, Puppet, SaltStack
 - FTP/TFTP/SCP
 - AAA, RADIUS / TACACS+ / LDAP
 - JASON & CLI, WEB UI
 - SNMP v1/v2/v3
 - InBand and OOB management
 - DHCP, SSHv2, Telnet
 - SYSLOG
 - USB
 - 10/100/1000 Mb/s Ethernet RJ45 mgmt port
 - RJ45 Serial console mgmt port (115200 BAUD)
 - Dual software images, each in separate flash partitions
 - Events history
 - Open Network Install Environment (ONIE switch models)
-



Service and Support

Warranty

(3-3-3) Hardware Warranty; 3-year parts; 3-year on-site (standard business hours, next business day response) and 3-year labor.

Notes: The hardware warranty covers firmware. For extended hardware support and installation information, please see the “Services and Support” Section.

HPE Services

No matter where you are in your transformation journey, you can count on HPE Services to deliver the expertise you need when, where and how you need it. From planning to deployment, ongoing operations and beyond, our experts can help you realize your digital ambitions.

<https://www.hpe.com/services>

Consulting services

No matter where you are in your journey to hybrid cloud, experts can help you map out your next steps. From determining what workloads should live where, to handling governance and compliance, to managing costs, our experts can help you optimize your operations.

<https://www.hpe.com/services/consulting>

HPE Managed Services

HPE runs your IT operations, providing services that monitor, operate, and optimize your infrastructure and applications, delivered consistently and globally to give you unified control and let you focus on innovation.

[HPE Managed Services | HPE](#)

Operational services

Optimize your entire IT environment and drive innovation. Manage day-to-day IT operational tasks while freeing up valuable time and resources. Meet service-level targets and business objectives with features designed to drive better business outcomes.

<https://www.hpe.com/services/operational>

Recommended Services

HPE Tech Care Service

HPE Tech Care Service is the operational support service experience for HPE products. The service goes beyond traditional support by providing access to product specific experts, an AI driven digital experience, and general technical guidance to not only reduce risk but constantly search for ways to do things better. HPE Tech Care Service delivers a customer-centric, AI driven, and digitally enabled customer experience to move your business forward. HPE Tech Care Service is available in three response levels. Basic, which provides 9x5 business hour availability and a 2-hour response time. Essential which provides a 15-minute response time 24x7 for most enterprise level customers, and Critical which includes a 6-hour repair commitment where available and outage management response for severity 1 incidents.

<https://www.hpe.com/services/techcare>

HPE Complete Care Service

HPE Complete Care Service is a modular, edge-to-cloud IT environment service designed to help optimize your entire IT environment and achieve agreed upon IT outcomes and business goals through a personalized experience. All delivered by an assigned team of HPE Services experts. HPE Complete Care Service provides:

- A complete coverage approach -- edge to cloud
- An assigned HPE team
- Modular and fully personalized engagement
- Enhanced Incident Management experience with priority access
- Digitally enabled and AI driven customer experience

<https://www.hpe.com/services/completechcare>



Service and Support

Other related services from HPE Services

HPE Installation and Start-up Service

Provides for the hardware installation and startup of HPE branded M-Series switches with ONYX™, according to the product specifications. The HPE service delivery technician will assist you in bringing your new hardware into operation in a timely and professional manner.

<https://www.hpe.com/h20195/v2/Getdocument.aspx?docname=a00025816enw>

HPE Hardware Installation

Provides for the basic hardware installation of HPE branded M-Series ONIE switches to assist you in bringing your new hardware into operation in a timely and professional manner.

<https://www.hpe.com/h20195/v2/Getdocument.aspx?docname=5981-9356enw>

HPE Lifecycle Services

HPE Lifecycle Services provide a variety of options to help maintain your HPE systems and solutions at all stages of the product lifecycle. A few popular examples include:

- Lifecycle Install and Startup Services: Various levels for physical installation and power on, remote access setup, installation and startup, and enhanced installation services with the operating system.
- HPE Firmware Update Analysis Service: Recommendations for firmware revision levels for selected HPE products, taking into account the relevant revision dependencies within your IT environment.
- HPE Firmware Update Implementation Service: Implementation of firmware updates for selected HPE server, storage, and solution products, taking into account the relevant revision dependencies within your IT environment.
- Implementation assistance services: Highly trained technical service specialists to assist you with a variety of activities, ranging from design, implementation, and platform deployment to consolidation, migration, project management, and onsite technical forums.
- HPE Service Credits: Access to prepaid services for flexibility to choose from a variety of specialized service activities, including assessments, performance maintenance reviews, firmware management, professional services, and operational best practices.

<https://www.hpe.com/services/lifecycle>

- For a list of the most frequently purchased services using service credits, see the [HPE Service Credits Menu](#)

HPE Education Services

Training and certification designed for IT and business professionals across all industries. Broad catalogue of course offerings to expand skills and proficiencies in topics ranging from cloud and cybersecurity to AI and DevOps. Create learning paths to expand proficiency in a specific subject. Schedule training in a way that works best for your business with flexible continuous learning options.

<https://www.hpe.com/services/training>

Defective Media Retention

An option available with HPE-Complete Care Service and HPE Tech Care Service and applies only to Disk or eligible SSD/Flash Drives replaced by HPE due to malfunction.

Consult your HPE Sales Representative or Authorized Channel Partner of choice for any additional questions and services options.



Service and Support

Parts and Materials

HPE will provide HPE-supported replacement parts and materials necessary to maintain the covered hardware product in operating condition, including parts and materials for available and recommended engineering improvements.

Parts and components that have reached their maximum supported lifetime and/or the maximum usage limitations as set forth in the manufacturer's operating manual, product QuickSpecs, or the technical product data sheet will not be provided, repaired, or replaced as part of these services.

How to purchase services

Services are sold by Hewlett Packard Enterprise and Hewlett Packard Enterprise Authorized Service Partners:

- Services for customers purchasing from HPE or an enterprise reseller are quoted using HPE order configuration tools.
- Customers purchasing from a commercial reseller can find services at <https://ssc.hpe.com/portal/site/ssc/>

AI Powered and Digitally Enabled Support Experience

Achieve faster time to resolution with access to product-specific resources and expertise through a digital and data driven customer experience.

Sign into the HPE Support Center experience, featuring streamlined self-serve case creation and management capabilities with inline knowledge recommendations. You will also find personalized task alerts and powerful troubleshooting support through an intelligent virtual agent with seamless transition when needed to a live support agent.

<https://support.hpe.com/hpesc/public/home/signin>

Consume IT on your terms

HPE GreenLake edge-to-cloud platform brings the cloud experience directly to your apps and data wherever they are—the edge, colocations, or your data center. It delivers cloud services for on-premises IT infrastructure specifically tailored to your most demanding workloads. With a pay-per-use, scalable, point-and-click self-service experience that is managed for you, HPE GreenLake edge-to-cloud platform accelerates digital transformation in a distributed, edge-to-cloud world.

- Get faster time to market
- Save on TCO, align costs to business
- Scale quickly, meet unpredictable demand
- Simplify IT operations across your data centers and clouds

To learn more about HPE Services, please contact your Hewlett Packard Enterprise sales representative or Hewlett Packard Enterprise Authorized Channel Partner. Contact information for a representative in your area can be found at "Contact HPE"

<https://www.hpe.com/us/en/contact-hpe.html>

For more information: <http://www.hpe.com/services>



Configuration Information

Step 1 - Base Configuration (Select one Model)

Description

HPE SN3700cM 100GbE 32QSFP28 ONIE Connector to Power Airflow Switch

SKU

R3A98A

Notes: This switch model is not supported in standard HPE racks, but only racks which are less than 23.6" in length. For Standard depth HPE racks use any SN2700M SKU or purchase an MTEF-KIT-S from the Mellanox on-line Store.

HPE SN3700cM 100GbE 32QSFP28 ONIE Power to Connector Airflow Switch

R3A97A

Notes:

- SN2745M is a short-depth version of SN2700M switch.
- This switch model is not supported in standard HPE racks, but only racks which are less than 23.6" in length. For Standard depth HPE racks use any SN2700M SKU or purchase an MTEF-KIT-S from the Mellanox on-line Store.
 - 2 x 460w Power Supply with Intake Fan
 - 4 x Intake Fan Tray
 - 1 x Fixed Rack Mount Kit
 - 2 x Power cord, 1.83m, C13-C14
 - 1 x Serial cable (DB9 to RJ45)
 - 2 x PSU CABEL RETAINER KIT
 - 1 x HPE Warranty and Installation instructions
 - 1x HPE Quick Start Guide

Notes: Requires optical transceivers listed below.

- 2 x 460w Power Supply with Intake Fan
- 4 x Intake Fan Tray
- 1 x Fixed Rack Mount Kit
- 2 x Power cord, 1.83m, C13-C14
- 1 x Serial cable (DB9 to RJ45)
- 2 x PSU CABEL RETAINER KIT
- 1 x HPE Warranty and Installation instructions
- 1x HPE Quick Start Guide

Notes: Requires optical transceivers listed below.

HPE SN2700M 100GbE 16-port Upgrade E-LTU

SON96AAE

Notes:

- Upgrade licenses (SON96AAE) allow pay-as-you-grow model with additional 16-active-ports with Q6M26A. E-LTU Q6J39AAE is obsolete and replaced by SON96AAE
- For M-Series SN2700M ONIE SKU (ROP79A, ROP80A) refer to Transceivers & Cables supported by the NOS used.



Configuration Information

Step 2 – Options

Transceivers – for M-series SN2700M ONYX™ switches

Notes: Refer to HPE M-series [SPOCK Connectivity Stream](#) for latest M-series ONYX™ interconnect support matrix

Note #	Description	SKU
	HPE 100GbE QSFP28 SR4 100m Transceiver	Q2F19A
	HPE 100GbE QSFP28 500m 1310nm PSM4 Transceiver	Q8J73A
2	HPE 10GbE SFP+ SR Multi-mode 300m Transceiver	Q6M30A
2	HPE 10Gb SFP+ Short Wave 1-pack Pull Tab Optical Transceiver	Q2P65A
5, 6	HPE 100Gb QSFP28 LC SWDM4 Multi-mode 100m Transceiver	R0R40A
2, 7, 8	HPE 10GBASE-T SFP+ RJ45 30m 1-pack Transceiver	R0R41B
2	HPE 25Gb SFP28 SR 30m Transceiver	R0R42A
2	HPE BladeSystem c-Class 10Gb SFP+ SR Transceiver	455883-B21
2	HPE Networking X110 100M SFP LC LX Transceiver	JD120B
2	HPE Networking X120 1G SFP LC SX Transceiver	JD118B
2	HPE Networking X120 1G SFP LC LX Transceiver	JD119B
2	HPE Networking X120 1G SFP RJ45 T Transceiver	JD089B
2	HPE Aruba Networking 25G SFP28 LC LR 10km SMF Transceiver	JL486A
2	HPE Aruba Networking 10G SFP+ LC LR 10km SMF Transceiver	J9151E
2	HPE Aruba Networking SFP-10GE-ZR 10GBASE-ZR SFP+ 1310nm LC Connector Pluggable 10GbE Transceiver	JW148A
2	HPE BladeSystem CClass Virtual Connect 1G SFP RJ45 Transceiver	453154-B21
2	HPE Networking X130 10G SFP+ LC SR Transceiver	JD092B
2	HPE Networking X130 10G SFP+ LC LR Transceiver	JD094B
2	HPE Networking X130 10G SFP+ LC ER 40km Transceiver	JG234A
1, 2	HPE Networking X130 10G SFP+ LC LH 80km Transceiver	JG915A
	HPE Networking X140 40G QSFP+ CSR4 300m Transceiver	JG709A
	HPE Networking X140 40G QSFP+ LC LR4L 2km SM Transceiver	JL286A
	HPE Networking X140 40G QSFP+ LC LR4 SM 10km 1310nm Transceiver	JG661A
	HPE BladeSystem c-Class 40Gb QSFP+ MPO SR4 100m Transceiver	720187-B21
	HPE Networking X140 40G QSFP+ LC BiDi 100m MM Transceiver	JL251A
	HPE 40Gb QSFP+ Bidirectional Transceiver	841716-B21
2	HPE Networking X190 25G SFP28 LC SR 100m MM Transceiver	JL293A
2	HPE 25Gb SFP28 Short Wave Extended Temperature 1-pack Pull Tab Optical Transceiver	Q2P64B
2	HPE Networking X130 10G SFP+ LC SR Transceiver	JD092B
	HPE Networking X140 40G QSFP+ MPO SR4 Transceiver	JG325B
2	HPE 25Gb SFP28 SR 100m Transceiver	845398-B21
2	HPE QSFP28 to SFP28 Adapter	845970-B21

Configuration Information

Note # Descriptions

Note #	Descriptions	SKU
	HPE Networking X150 100G QSFP28 LC LR4 10km SM Transceiver	JL275A
	HPE Networking X150 100G QSFP28 CWDM4 2km SM Transceiver	JH673A
5, 6	HPE Networking X150 100G QSFP28 LC SWDM4 100m MM Transceiver	JH419A
5	HPE 100Gb QSFP28 Bidirectional Transceiver	845972-B21
10	HPE 100GbE QSFP28 LC DR1 500m 1-pack Transceiver	R8M61A
2	HPE 25/50GbE SFP56 SR 100m 1-pack Transceiver	R8M65A
	HPE Alletra 6000 2x100Gb QSFP28 MPO SR4 100m FIO Transceiver	R7D08A
	HPE Alletra 6000 2x100Gb QSFP28 MPO SR4 100m Transceiver	R7D12A
2	HPE Alletra 6000 2x10Gb SFP+ SR FIO Transceiver	R7D05A
2	HPE Alletra 6000 2x10Gb SFP+ SR Transceiver	R7D09A
2	HPE Alletra 6000 2x25Gb SFP28 SR 100m FIO Transceiver	R7D07A
2	HPE Alletra 6000 2x25Gb SFP28 SR 100m Transceiver	R7D11A

Direct Attach Copper Cables (DAC)

4	HPE 7.6m/25ft CAT5 RJ45 M/M Ethernet C/O Cable	C7539A
	HPE Networking Comware X240 40G QSFP+ QSFP+ 1m Direct Attach Copper Cable	JG326A
	HPE Networking Comware X240 40G QSFP+ QSFP+ 3m Direct Attach Copper Cable	JG327A
	HPE Networking Comware X240 40G QSFP+ QSFP+ 5m Direct Attach Copper Cable	JG328A
	HPE 100GbE QSFP28 to 4x25GbE SFP28 1m Direct Attach Copper Cable	Q9S72A
	HPE Networking Comware X240 40G QSFP+ to 4x10G SFP+ 1m Direct Attach Copper Splitter Cable	JG329A
	HPE Networking Comware X240 40G QSFP+ to 4x10G SFP+ 3m Direct Attach Copper Splitter Cable	JG330A
	HPE Networking Comware X240 40G QSFP+ to 4x10G SFP+ 5m Direct Attach Copper Splitter Cable	JG331A
	HPE BladeSystem c-Class 40G QSFP+ to QSFP+ 3m Direct Attach Copper Cable	720199-B21
	HPE BladeSystem c-Class 40G QSFP+ to QSFP+ 5m Direct Attach Copper Cable	720202-B21
	HPE Networking X242 40G QSFP+ to QSFP+ 1m Direct Attach Copper Cable	JH234A
	HPE Networking X242 40G QSFP+ to QSFP+ 3m Direct Attach Copper Cable	JH235A
	HPE Networking X242 40G QSFP+ to QSFP+ 5m Direct Attach Copper Cable	JH236A
3	HPE Networking X240 QSFP28 4xSFP28 1m Direct Attach Copper Cable	JL282A
3	HPE Networking X240 QSFP28 4xSFP28 3m Direct Attach Copper Cable	JL283A
3	HPE Networking X240 QSFP28 4xSFP28 5m Direct Attach Copper Cable	JL284A
	HPE 100Gb QSFP28 to 4x25Gb SFP28 3m Direct Attach Copper Cable	845416-B21
	HPE 100Gb QSFP28 to QSFP28 5m Direct Attach Copper Cable	845408-B21
	HPE Aruba Networking 100G QSFP28 to QSFP28 1m Direct Attach Copper Cable	ROZ25A
2,3	HPE 25Gb SFP28 to SFP28 0.5m Direct Attach Copper Cable	R4G18A
2,3	HPE 25Gb SFP28 to SFP28 1m Direct Attach Copper Cable	R4G19A
2,3	HPE Aruba Networking 25G SFP28 to SFP28 0.65m Direct Attach Cable	JL487A
	HPE Aruba Networking 100G QSFP28 to QSFP28 5m Direct Attach Copper Cable	ROZ26A
	HPE Networking X240 100G QSFP28 1m DAC Cable	JL271A
	HPE Networking X240 100G QSFP28 3m DAC Cable	JL272A
	HPE Networking X240 100G QSFP28 5m DAC Cable	JL273A
	HPE Aruba Networking 100G QSFP28 to QSFP28 3m Direct Attach Copper Cable	JL307A

Configuration Information

Note # Active Optical Cable (AOC)

Note #	Active Optical Cable (AOC)	SKU
	HPE 100Gb QSFP28 to QSFP28 3m Direct Attach Copper Cable	845406-B21
	HPE 200Gb QSFP56 to QSFP56 0.5m Direct Attach Copper Cable	R5Z76A
	HPE 200Gb QSFP56 to QSFP56 1m Direct Attach Copper Cable	R5Z77A
	HPE 200Gb QSFP56 to QSFP56 2m Direct Attach Copper Cable	R5Z78A
	HPE 200Gb QSFP56 to QSFP56 2.5m Direct Attach Copper Cable	R5Z79A
2	HPE Alletra 6000 2x10Gb SFP+ to SFP+ 3m Direct Attach Copper Cable	R7D16A
2	HPE Alletra 6000 2x25Gb SFP28 to SFP28 3m Direct Attach Copper Cable	R7D17A
	HPE Alletra 6000 2x100Gb QSFP28 to QSFP28 3m Direct Attach Copper Cable	R7D18A
2	HPE Aruba Networking 25G SFP28 to SFP28 3m Direct Attach Copper Cable	JL488A
2	HPE Aruba Networking 25G SFP28 to SFP28 5m Direct Attach Copper Cable	JL489A
2	HPE 25Gb SFP28 to SFP28 3m Direct Attach Copper Cable	844477-B21
	HPE 200GbE QSFP56 to 2xQSFP56 2m Direct Attach Copper Cable	R8M57A
	HPE 200GbE QSFP56 to 2xQSFP56 2.5m Direct Attach Copper Cable	R8M58A
	HPE 100Gb QSFP28 to QSFP28 0.5m Direct Attach Copper Cable	R8M59A
9	HPE 200Gb QSFP56 to 4x50/25Gb SFP56 2.5m Direct Attach Copper Cable	R6F27A

Active Optical Cable (AOC)

Note # Active Optical Cable (AOC)

Note #	Active Optical Cable (AOC)	SKU
3	HPE 40GbE QSFP+ to 4x10GbE SFP+ 5m Active Optical Cable	Q9S66A
2	HPE 25GbE SFP28 to SFP28 3m Smart Active Optical Cable	Q9S67A
2	HPE 25GbE SFP28 to SFP28 5m Smart Active Optical Cable	Q9S68A
2	HPE 25GbE SFP28 to SFP28 10m Smart Active Optical Cable	Q9S69A
2	HPE 25GbE SFP28 to SFP28 15m Smart Active Optical Cable	Q9S70A
	HPE 100GbE QSFP28 to QSFP28 5m Active Optical Cable	Q9S71A
	HPE BladeSystem c-Class QSFP+ to 4x10G SFP+ 15m Active Optical Cable	721076-B21
	HPE BladeSystem c-Class 40G QSFP+ to QSFP+ 15m Active Optical Cable	720211-B21
	HPE 100Gb QSFP28 to QSFP28 7m Active Optical Cable	845410-B21
	HPE 100Gb QSFP28 to QSFP28 15m Active Optical Cable	845414-B21
	HPE QSFP28 to 4x25Gb SFP28 7m Active Optical Cable	845420-B21
	HPE QSFP28 to 4x25Gb SFP28 15m Active Optical Cable	845424-B21

Configuration Rules and Notes

Notes:

- 1. JG915A - Storage connectivity support for this transceiver is limited to 40Km
- 2. HPE QSA28 (QSFP28 to SFP28) adapter (845970-B21) is compatible with all M-Series switches and is required with this transceiver to convert a QSFP+/QSFP28 slot to a single SFP+/SFP28 slot for 25G or 10G operation with this switch model.
- 3. The SN2010M 25G DAC connectivity to another M-Series switch or 3rd party switch is limited to a 0.5m DAC cable. End device connectivity may use 1m or a 3m (26 gauge) DAC.
- 4. This RJ45 crossover cable is compatible and supported for use when directly connecting the two M-Series switch MGMT ports. When configuring MLAG and also utilizing in-band management, the MGMT0 ports of the two switches should be connected.
- 5. The interoperable 845972-B21 and 855817-B21 HPE 100Gb QSFP28 Bidirectional XCVRs do not interoperate with the JH419A and R0R40A transceivers.
- 6. 100GbE SWDM4 LC transceivers JH419A and R0R40A are interoperable.



Configuration Information

- 7. 10Gbase-T SFP+ RJ45 transceiver supports maximum length 30M CAT6a cable. R0R41B 10Gbase-T transceiver is not qualified for use at 1GbE and shall be operated only at 10GbE.
- 8. ONYX-3.8.2008 and later revisions are required for support of R0R41B in a QSA28 in SN2700M switches.
- 9. All 4 R6F27A cable ports must be set as NRZ or PAM4. A mix between the two technologies is not supported.
- 10. The R8M61A class 6 power requirements limit use in the SN2700M to ports 1, 2, 31, 32.

Supported Optical Cables for all M-Series switch models

Description	SKU
HPE Premier Flex MPO/MPO Multi-mode OM4 12 Fiber 10m Cable	QK729A
HPE Premier Flex MPO/MPO Multi-mode OM4 8 Fiber 50m Cable	QK731A
HPE Premier Flex LC/LC Multi-mode OM4 2 Fiber 1m Cable	QK732A
HPE Premier Flex LC/LC Multi-mode OM4 2 Fiber 2m Cable	QK733A
HPE Premier Flex LC/LC Multi-mode OM4 2 Fiber 5m Cable	QK734A
HPE Premier Flex LC/LC Multi-mode OM4 2 Fiber 15m Cable	QK735A
HPE Premier Flex LC/LC Multi-mode OM4 2 Fiber 30m Cable	QK736A
HPE Premier Flex LC/LC Multi-mode OM4 2 Fiber 50m Cable	QK737A
HPE LC to LC Multi-mode OM3 2-Fiber 0.5m 1-Pack Fiber Optic Cable	AJ833A
HPE LC to LC Multi-mode OM3 2-Fiber 1.0m 1-Pack Fiber Optic Cable	AJ834A
HPE LC to LC Multi-mode OM3 2-Fiber 2.0m 1-Pack Fiber Optic Cable	AJ835A
HPE LC to LC Multi-mode OM3 2-Fiber 5.0m 1-Pack Fiber Optic Cable	AJ836A
HPE LC to LC Multi-mode OM3 2-Fiber 15.0m 1-Pack Fiber Optic Cable	AJ837A
HPE LC to LC Multi-mode OM3 2-Fiber 30.0m 1-Pack Fiber Optic Cable	AJ838A
HPE LC to LC Multi-mode OM3 2-Fiber 50.0m 1-Pack Fiber Optic Cable	AJ839A
HPE Premier Flex MPO/MPO OM4 100m Cable	H6Z30A
HPE Multi Fiber Push On to 4 x Lucent Connector 5m Cable	K2Q46A
HPE Multi Fiber Push On to 4 x Lucent Connector 15m Cable	K2Q47A
HPE Premier Flex MPO/MPO Multi-mode OM4 12 Fiber 1m Cable	Q1H63A
HPE Premier Flex MPO/MPO Multi-mode OM4 12 Fiber 2m Cable	Q1H64A
HPE Premier Flex MPO/MPO Multi-mode OM4 12 Fiber 5m Cable	Q1H65A
HPE Premier Flex MPO/MPO Multi-mode OM4 12 Fiber 15m Cable	Q1H66A
HPE Premier Flex MPO/MPO Multi-mode OM4 12 Fiber 30m Cable	Q1H67A
HPE Premier Flex MPO to 4xLC 30m Cbl	Q1H68A
HPE Premier Flex MPO to 4 x Lucent Connector 50m Cable	Q1H69A
HPE 5m Single-Mode LC/LC Fibre Channel Cable	AK346A
HPE Premier Flex MPO12 to MPO12 APC Single-mode 50m 1-pack Cable	R6F28A
HPE Premier Flex MPO12 to MPO12 APC Single-mode 100m 1-pack Cable	R6F29A
HPE Premier Flex MPO12 to MPO12 APC Single-mode 300m 1-pack Cable	R6F30A
HPE Premier Flex MPO12 to MPO12 APC Single-mode 500m 1-pack Cable	R6F31A

Technical Specifications

Family Information

	HPE SN2010M	HPE SN2100M	HPE SN2410M	HPE SN2700M
Description	Ideal ½ width ToR 1/10/25/40/50/100 GbE	Ideal ½ width ToR 10/25/40/50/100GbE	1/10/25GbE ToR 40/50/100GbE	40/50/100GbE spine and aggregation ToR
Ports Speeds	18 x 1/10/25GbE + 4x40/100GbE	16x40/100GbE 64x10/25GbE	48x10/25GbE + 8x40/100GbE	32x40/100GbE 64x10/25GbE
Minimum Configuration	18 + 4 Ports	8 Ports - pay as you grow with 8 additional port option	24x10/25 GbE + 4x100 GbE Ports - pay as you grow 24/4 additional port option	16 Ports - pay as you grow with 16 additional port option
Size	1U (½ 19" wide)	1U (½ 19" wide)	1U	1U
Switching Capacity	1.7Tb/s	3.2Tb/s	4Tb/s	6.4Tb/s
Processing Capacity	1.26Bpps	2.38Bpps	2.97Bpps	4.76Bpps
Forwarding Technology	Cut Through and Store-and-forward	Cut Through and Store-and-forward	Cut Through and Store-and-forward	Cut Through and Store-and-forward
Latency	300ns	300ns	300ns	300ns
Typical Power Consumption	57W	94W	165W	150W
Energy Efficiency	full load: 91.3% @ 115Vac/60Hz, 92.6% @ 230Vac/50Hz	full load: 91.3% @ 115Vac/60Hz, 92.6% @ 230Vac/50Hz	80 Plus Gold	80 Plus Gold
System Memory	8GB	8GB	8GB	8GB
SSD Memory	16GB	16GB	32GB	32GB
Packet Buffer	16MB	16MB	16MB	16MB
1GbE Mgmt Ports	1 RJ45	1 RJ45	2 RJ45	2 RJ45
Serial Ports	1 RJ45	1 RJ45	1 RJ45	1 RJ45
USB Ports	1 Mini USB	1 Mini USB	1	1
Airflow	Power-to-Connector and Connector-to-Power airflow	Power-to-Connector and Connector-to-Power airflow	Power-to-Connector and Connector-to-Power airflow; hot swappable	Power-to-Connector and Connector-to-Power airflow; hot swappable
Power Supplies	2 (1+1 redundant) not replaceable	2 (1+1 redundant) not replaceable	2 (1+1 redundant) hot-swappable	2 (1+1 redundant) hot-swappable

Technical Specifications

	HPE SN2010M	HPE SN2100M	HPE SN2410M	HPE SN2700M
Fans	2 fans not replaceable	2 fans not replaceable	4 (N+1 redundant) hot-swappable	4 (N+1 redundant) hot-swappable
Power Supplies	Frequency: 50-60Hz Input range: 100-264 AC Input current 4.5-2.9A	Frequency: 50-60Hz Input range: 100-264 AC Input current 4.5-2.9A	Frequency: 50-60Hz Input range: 100-264 AC Input current 4.5-2.9A	Frequency: 50-60Hz Input range: 100-264 AC Input current 4.5-2.9A
Size	1.72" x 7.87" x 20"(43.9mm x 200mm x 508mm)	1.72" x 7.87" x 20"(43.9mm x 200mm x 508mm)	1.72" x 17.24" x 17"(43.9mm x 438mm x 436mm)	1.72" x 16.84" x 27"(43.9mm x 427.8mm x 686mm)
Weight	4.53kg (10Lb)	4.53kg (10Lb)	8.52kg (18.8Lb)	11.1kg (24.5Lb)

Notes: There are separate M-Series SKUs for ONIE and ONYX™ switch models.

HPE M-Series SN2700 Switch Specifications

	HPE SN2700M 100GbE 32QSFP28 Switch	HPE SN2700M 100GbE 16QSFP28 Switch
Description	100GbE Aggregation /ToR switch	100GbE Aggregation /ToR switch
Ports Speeds	<ul style="list-style-type: none"> 32x40/100GbE 32x50GbE 64x10/25GbE 	<ul style="list-style-type: none"> 16x40/100GbE 16x50GbE 32x10/25GbE
Minimum Configuration	16 Ports	16 Ports - pay as you grow with 16 additional ports with License SKU (SON96AAE)
Size	1U	1U
Switching Capacity	6.4Tb/s	6.4Tb/s
Processing Capacity	4.76Bpps	4.76Bpps
Forwarding Technology	Cut Through	Cut Through
Latency	300ns	300ns
Typical Power Consumption	150W	150W
Supported Operating Systems	ONYX™ & ONIE	ONYX™
System Memory	8GB	8GB
SSD Memory	32GB	32GB
Packet Buffer	16MB	16MB
1Gb Mgmt Ports	2 RJ45	2 RJ45
Serial Ports	1 RJ45	1 RJ45
USB Ports	1	1
Airflow	Power-to-Connector and Connector-to-Power airflow ; hot swappable	Power to connector only; hot swappable
Power Supplies	2 (1+1 redundant) hot-swappable	2 (1+1 redundant) hot-swappable
Fans	4 (N+1 redundant) hot-swappable	4 (N+1 redundant) hot-swappable



Technical Specifications

	HPE SN2700M 100GbE 32QSFP28 Switch	HPE SN2700M 100GbE 16QSFP28 Switch
Power Supplies	Frequency: 50-60Hz Input range: 100-264 AC Input current 4.5-2.9A	Frequency: 50-60Hz Input range: 100-264 AC Input current 4.5-2.9A
Size	1.72" x 16.84" x 27"(43.9mm x 427.8mm x 686mm)	1.72" x 16.84" x 27"(43.9mm x 427.8mm x 686mm)
Weight	11.1kg (24.5Lb)	11.1kg (24.5Lb)

Environment

- **Operating temperature**
0°C to 40°C
- **Non-operating temperature**
-40°C to 70°C
- **Operating relative humidity (operational)**
5% to 85% noncondensing
- **Operating Altitude** 0 - 3050m
RoHS compliant

Electrical characteristics

- Frequency 50/60 Hz
- Voltage 90 - 264 VAC

Safety

EN 60950-1:2006+A11:2009+A1:2010+A12:2011+AC:2011+A2:2013, IEC 60950-1:2005 (Second Edition) + Am 1:2009 + Am 2:2013 and EN 60950-1:2006 + A11:2009 + A1:2010 + A12:2011 + AC:2011 + A2:2013, UL 60950-1:2007, CAN/CSA C22.2 60950-1:2007+A1:2011+A2:2014, IEC 60950-1 Ed. 2.0 :2005 + Am 1:2009+ Am 2:2013, LV CU TR 004/2011 and EMC CU TR 020/2011 Technical Regulation, DSTU EN 55032:2014 and DSTU EN 60950-1:2014

EMC

EN 55032:2012 class A, EN 55024:2010, EN 61000-3-2:2014, EN 61000-3-3: 2013, EN 61000-4-2: 2002, EN 61000-4-3: 2006+A1(08)+A2(10), EN 61000-4-4: 2004+A1(10), EN 61000-4-5: 2006, EN 61000-4-6: 2014
EN 61000-4-11:2004, FCC 47 CFR, Part 15:2017, Sub-part B, Class A, ICES-003, Issue 6: 2016 Class A, VCCI V-3/2015.04 Class A, AZ/NZS CISPR 32:2015 Class A, KN22:2009 class A/ KN24:2009

Acoustic

High-speed fan: : SN2700 - 71.6 dB(A)

Typical power with passive cables (ATIS)

150W

HPE Power Advisor

To address a need to accurately estimate power requirements and to ensure the appropriate levels of power and cooling and power-related operating costs, HPE created the **HPE Power Advisor utility**. The HPE Power Advisor utility provides accurate and meaningful estimates of the power needs for HPE servers, storage, and switches including M-series Ethernet switches.



Technical Specifications

Protocols

Standards

- 802.1D Bridging and Spanning Tree
- 802.1p QOS
- 802.1Q VLAN Tagging
- 802.1w Rapid Spanning Tree
- 802.1s Multiple Spanning Tree Protocol
- 802.1AB Link Layer Discovery Protocol
- 802.1Qaz ETS
- 802.1Qbb PFC
- 802.3ad Link Aggregation with LACP
- 802.3ba
- 802.3x Flow Control
- 1000BASE-KX
- 802.3ae 10 Gigabit Ethernet

SNMP MIBs

- RFC 4001 INET-ADDRESS-MIB
- IANAifType-MIB
- RFC 2863 IF-MIB
- RFC 4318 RSTP-MIB
- LLDP-MIB 802.1AB-2005
- RFC 4363 Q-BRIDGE-MIB
- RFC 4188 BRIDGE-MIB
- RFC 4133 ENTITY-MIB
- RFC 3433 ENTITY-SENSOR-MIB
- RFC 4268 ENTITY-STATE-MIB
- RFC 2572 SNMP-MPD-MIB
- RFC 4293 IP-MIB
- RFC 4022 TCP-MIB
- RFC 4113 UDP-MIB

SNMP MIBs

- RFC 4292 IP-FORWARD-MIB
- RFC 2790 HOST-RESOURCES-MIB
- RFC 1213
- SNMPV2-CONF
- RFC 2579 SNMPV2-TC MIB
- RFC 3417 SNMPV2-TM MIB
- RFC 3826 SNMP-USM-AES-MIB
- Mellanox SMI MIB
- Mellanox IF-VPI-MIB
- Mellanox enhanced ENTITY-MIB
- Mellanox Power-Cycle-MIB
- Mellanox SW-Update-MIB
- Mellanox Config-MIB




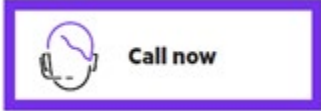
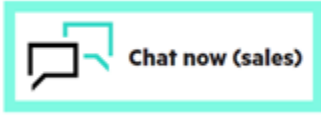
Summary of Changes

Date	Version History	Action	Description of Change
26-Feb-2024	Version 21	Changed	Networking product names were updated
13-Nov-2022	Version 20	Changed	HPE Service and Support Rebranding
03-Oct-2022	Version 19	Changed	Overview, Standard Features, Configuration Information and Technical Specifications sections were updated.
06-Jun-2022	Version 18	Changed	Overview, Standard Features and Service and Support sections were updated
04-Oct-2021	Version 17	Changed	Service and Support section was updated.
02-Aug-2021	Version 16	Changed	Service and Support section was updated.
19-Apr-2021	Version 15	Changed	Configuration Information section was updated.
15-Feb-2021	Version 14	Changed	Overview, Standard Features and Technical Specifications sections were updated.
03-Aug-2020	Version 13	Changed	Overview, Standard Features and Configuration Information sections were updated
06-Jul-2020	Version 12	Changed	QuickSpecs layout was updated and Branding Refresh was applied.
16-Mar-2020	Version 11	Changed	Configuration Information and Technical Specifications sections were updated.
03-Feb-2020	Version 10	Changed	Overview, Service and Support, Family Information and Technical Specifications sections were updated.
07-Oct-2019	Version 9	Changed	L3 Feature descriptions; updated transceivers section
05-Aug-2019	Version 8	Changed	Overview, Service and Support, Family Information and Technical Specifications sections were updated.
02-Apr-2019	Version 7	Changed	Family Information and Technical Specifications sections were updated.
07-Jan-2019	Version 6	Changed	Overview, Models, Service and Support, Family Information, Configuration Information and Technical Specifications sections were updated
15-Oct-2018	Version 5	Changed	Overview section was updated. SKUs descriptions were updated. Obsolete SKUs were removed from Configuration Information section. New SKUs were added in Configuration Information section.
02-Apr-2018	Version 4	Changed	SKU descriptions were updated.
		Removed	Obsolete SKUs were removed
08-Jan-2018	Version 3	Changed	The support matrix was updated and few typos were fixed.
02-Oct-2017	Version 2	Changed	Fixed a typo on the main image
25-Sep-2017	Version 1	New	New QuickSpecs



Copyright

**Make the right purchase decision.
Contact our presales specialists.**



© Copyright 2024 Hewlett Packard Enterprise Development LP. The information contained herein is subject to change without notice. The only warranties for Hewlett Packard Enterprise products and services are set forth in the express warranty statements accompanying such products and services. Nothing herein should be construed as constituting an additional warranty. Hewlett Packard Enterprise shall not be liable for technical or editorial errors or omissions contained herein.

a00021857enw - 16027 - Worldwide - V21 - 26-February-2024