

HP LaserJet 4250 printer series	HP LaserJet 4250	HP LaserJet 4250n	HP LaserJet 4250tn	HP LaserJet 4250dtn	HP LaserJet 4250dtnsl
Technical specifications					
Print speed¹	Up to 45 ppm (letter), up to 43 ppm (A4)				
First page out¹	Less than 8 seconds				
Resolution	1200 dpi				
Processor	460 MHz				
Memory	48 MB RAM	64 MB RAM		80 MB RAM	
Memory, maximum	Up to 512 MB RAM via two industry-standard 100-pin DDR DIMM slots				
CompactFlash slots	Two open industry-standard CompactFlash slots				
Duty cycle, monthly	200,000 pages				
Media Input	100-sheet multipurpose tray 1, 500-sheet input tray 2		100-sheet multipurpose tray 1, 500-sheet input tray 2 and 3		
Output	50-sheet rear output bin, 250-sheet top output bin			50-sheet rear output bin, 250-sheet top output bin, 500-sheet stapler/stacker	
Two-sided printing	Optional automatic duplexer		Automatic duplexer		
Sizes	Multipurpose tray: 76 x 216 mm to 127 x 356 mm (3 x 5 inches to 8.5 x 14 inches); letter, legal, A4, 3 x 5 inches, executive, statement, 8.5 x 13 inches, envelopes; A5, B5 (JIS), executive (JIS); 500 sheet input trays: 148 x 216 mm to 210 x 356 mm (5.8 x 8.3 inches to 8.5 x 14 inches); letter, legal, A4, executive, statement, 8.5 x 13 inches; A5, B5 (JIS); 1,500-sheet HCl tray: letter, legal, A4; Automatic duplexer: letter, legal, A4, A5, B5 (JIS), executive, executive (JIS), 8.5 x 13 inches				
Weights	Multipurpose tray: 60 to 200 g/m ² (16 to 53 lb); 500-sheet input trays, 1,500-sheet HCl tray and automatic duplexer: 60 to 120 g/m ² (16 to 32 lb); Envelopes (in the multipurpose tray and optional envelope feeder): 75 to 105 g/m ² (20 to 28 lb)				
Types	Paper (plain, preprinted, letterhead, prepunched, bond, recycled, colour, rough), transparencies, labels, envelopes, cardstock, user-defined				
Connectivity Interfaces	High-speed USB 2.0 port, IEEE 1284-B compliant parallel port, two open EIO slots	Hi-Speed USB 2.0 port, IEEE 1284-B compliant parallel port, two open EIO slots, HP Jetdirect Fast Ethernet embedded print server			
Language and fonts	HP PCL 6, HP PCL 5e, HP postscript level 3 emulation, direct PDF (v 1.3) printing (with at least 128 MB printer memory), 80 HP font set (plus Greek, Hebrew, Cyrillic, Arabic)				
Client operating systems	Windows® 98, Me, NT 4.0* (parallel and network connections only), 2000, XP, Server 2003; Mac OS 9.x, OS X 10.1 or later; optional: IBM OS/2, UNIX®, Linux, HP OpenVMS				
Network operating systems	Via an HP Jetdirect print server: Windows 98, Me, NT 4.0, 2000, XP, XP 64-bit, Server 2003; Novell NetWare 3.2, 4.2, 5.x, 6.x; Mac OS 8.6 and later; Red Hat Linux 6.x and later; SuSE Linux 6.x and later; HP-UX 10.20, 11.x; Solaris 2.5x, 2.6, 7, 8, 9, 10 (SPARC systems only); IBM AIX 3.2.5 and later; MPE-iX; Citrix MetaFrame; Windows Terminal Services				
Network protocols	Supported via an HP Jetdirect print server: TCP/IP (IP Direct mode; may require software from the NOS vendor or third party vendor: LPD, FTP, IPP), IPX/SPX, DLC/LLC, AppleTalk, Auto-IP, Apple Rendezvous compatible, NDS, Bindery, NCP, Telnet, SLP, IGMP, BOOTP/DHCP, WINS, SNMP (v 1, 2c, 3), HTTP				
Dimensions (w x d x h)	418 x 451 x 377 mm (16.5 x 17.8 x 14.8 inches)	418 x 451 x 498 mm (16.5 x 17.8 x 19.6 inches)	418 x 533 x 498 mm (16.5 x 21 x 19.6 inches)	418 x 533 x 740 mm (16.5 x 21 x 29.1 inches)	
Weight	20.2 kg (45 lb)	27.2 kg (60 lb)	29.7 kg (65.5 lb)	33.7 kg (74.3 lb)	

¹ Exact speed varies depending on the system configuration, software application, driver and document complexity.

Series at a glance

HP LaserJet 4250 (Q5400A)



- 100-sheet multipurpose tray and 500-sheet input tray 2
- 48 MB RAM total
- Hi-Speed USB 2.0 port
- IEEE 1284-B compliant parallel port
- HP LaserJet C5942A print cartridge (average cartridge yield: 10,000 standard pages, in accordance with ISO/IEC 19752)

HP LaserJet 4250n (Q5401A)



- Base model plus:
- 16 MB additional RAM (64 MB RAM total)
- HP Jetdirect Fast Ethernet embedded print server

HP LaserJet 4250tn (Q5402A)



- Base model plus:
- 500-sheet input tray 3
- 16 MB additional RAM (80 MB RAM total)
- HP Jetdirect Fast Ethernet embedded print server

HP LaserJet 4250dtn (Q5403A)



- Base model plus:
- 500-sheet input tray 3
- Automatic duplexer
- 32 MB additional RAM (80 MB RAM total)
- HP Jetdirect Fast Ethernet embedded print server

HP LaserJet 4250dtnsl (Q5404A)



- Base model plus:
- 500-sheet input tray 3
- Automatic duplexer
- 500-sheet stapler/stacker
- 32 MB additional RAM (80 MB RAM total)
- HP Jetdirect Fast Ethernet embedded print server

HP LaserJet 4250 printer series

Technical specifications

Operating environment	Operating temperature: 10 to 32° C (50 to 90° F) Storage temperature: 0 to 35° C (32 to 95° F) Relative humidity: 10 to 80%, non-condensing
Acoustics¹	Sound power: Printing: 6.9 B(A); Standby: 4 B(A) Sound pressure: Printing: 62 dB(A); Standby: 30 dB(A) Bystander sound pressure: Printing: 55 dB(A); Standby: 26 dB(A)
Power specification²	110-volt models: 110 to 127 V (± 10%), 50/60 Hz (± 3 Hz) 220-volt models: 220 to 240 V (± 10%), 50/60 Hz (± 3 Hz)
Power consumption (Energy Star[®] compliant)	Printing: 4250/4250n/4250tn/42540dtn: 680 watts; 4250dtnsl: 750 watts PowerSave: 4250/4250n/4250tn: 20 watts; 4250dtn: 21 watts; 4250dtnsl: 23 watts Standby: 13 watts Off: 0.3 watts
Product certifications	Safety certifications: IEC 60950 (International), EN 60950 (EU), IEC 60825-1+A1+A2, UL/cUL Listed (US/Canada), GS License (Europe), EN 60825-1+A1+A2 Class 1, 21 CFR Ch. 1/SubCh. J (Class 1 Laser/LED Device) GB4943-2001, Low Voltage Directive 73/23/EEC with CE Marking (Europe). Other safety approvals as required by individual countries. EMC certifications: CISPR 22:1997/EN 55022:1998 Class B, EN 61000-3-2:2000, EN 61000-3-3:1995+A1, EN 55024:1998, FCC Title 47 CFR, Part 15 Class B (USA), ICES-003, Issue 4, (Canada), GB9254-1998, EMC Directive 89/336/EEC with CE Marking (Europe) other EMC approvals as required by individual countries.
Warranty	One-year, return to HP, limited warranty. Warranty varies according to country. Please check with Hewlett-Packard sales office or your nearest HP authorised dealer for detail.

¹ Declared per ISO 9296; values are subject to change. For current information see www.hp.com/support/lj4350.

² Power requirements are based on the country/region where the printer is sold. Do not convert operating voltages. This will damage the printer and void the product warranty.



HP original LaserJet print cartridge. The science behind brilliant printing.

High tech, high performance

70% of HP LaserJet printing technology is in the cartridge. Smaller, more uniformly shaped HP toner particles deliver richer, sharper blacks and more even tones, so your documents always look their best.

Unmatched reliability

Painstakingly engineered and tested to work perfectly with HP LaserJet printers, you get reliable, consistent print results and peace of mind with HP original LaserJet print cartridges.

Smart management

Access real-time toner usage data stored in the cartridge with HP Smart Printing Technology and make better purchase decisions.

HP customer information centre (for product information)

Australia	13 23 47
China	800 820 2255
Hong Kong	800 938 833
India	3030 4499
Indonesia	0800 1111 222
Korea	080 703 0700
Malaysia	1800 88 4848
New Zealand	0800 733 547
Philippines	1800 1441 6888
Singapore	1800 278 8100
Taiwan	0800 236 686
Thailand	+66 2 353 9000
Vietnam	+84 8 823 6215

HP customer care centre (for post-sales service)

Australia	13 10 47
China	800 810 5959
Hong Kong	+852 3002 8555
India	1600 112 267
Indonesia	+62 21 350 3408
Korea	+82 2 3270 0700
Malaysia	1800 80 5405
New Zealand	0800 449 553
Philippines	+63 2 867 3551
Singapore	+65 6 272 5300
Taiwan	+886 2 8722 8000
Thailand	+662 353 9000
Vietnam	+848 823 4530

For the following countries, please fax your queries to: +65 6275 6707

• Bangladesh • Bhutan • Brunei • Cambodia • Maldives • Nepal • Pakistan • Sri Lanka

Ordering information

Number	Description
Q5400A	HP LaserJet 4250
Q5401A	HP LaserJet 4250n
Q5402A	HP LaserJet 4250tn (except Japan)
Q5403A	HP LaserJet 4250dtn (except Japan)
Q5404A	HP LaserJet 4250dtnsl (except China, Japan and Singapore)
Paper handling	
Q2438B	75-sheet envelope feeder unit
Q2440B	500-sheet input tray and feeder unit
Q2442B	500-sheet stacker
Q2443B	500-sheet stapler/stacker
Q2444B	1,500-sheet high-capacity input tray
Q3216A	1,000-staple cartridge pack (three cartridges x 1,000 units)
Q2439B	Automatic duplexer for two-sided printing
Q2445B	Printer stand with storage cabinet
Supplies	
Q5942A	HP LaserJet print cartridge. Average cartridge yield 10,000 standard pages ³
Q5942X	HP LaserJet print cartridge. Average cartridge yield 20,000 standard pages ⁴
Media	
Q2398A*	HP Everyday Paper, 500 sheets, letter
Q2400A*	HP Everyday Paper, 500 sheets, A4
Q2399A*	HP Everyday Paper, 500 sheets, A3
Q2408A*	HP Office Paper, 500 sheets, letter
Q2407A*	HP Office Paper, 500 sheets, A4
Q2406A*	HP Office Paper, 500 sheets, A3
92296U	HP LaserJet Monochrome Transparencies, 50 sheets, A4
Print servers	
J7934G	HP Jetdirect 620n Fast Ethernet internal print server
J7960G	HP Jetdirect 625n Gigabit internal print server
Memory and storage	
J6073A	20 GB HP high-performance EIO hard disk
Non-RoHS compliant:	
Q2625A	64 MB 100-Pin DDR DIMM
Q2626A	128 MB 100-Pin DDR DIMM
Q2627A	256 MB 100-Pin DDR DIMM
Q2628A	512 MB 100-Pin DDR DIMM
RoHS compliant:	
Q7715A	64 MB 100-Pin DDR DIMM
Q7718A	128 MB 100-Pin DDR DIMM
Q7719A	256 MB 100-Pin DDR DIMM
Q7720A	512 MB 100-Pin DDR DIMM
Cables	
C6518A	USB 2-meter
C2950A	Parallel cable, 2-meter IEEE 1284 (a to b)
C2951A	Parallel cable, 3-meter IEEE 1284 (a to b)
Maintenance kits	
Q5421A	HP Printer maintenance kit (110 V)
Q5422A	HP Printer maintenance kit (220 V)
Service and support	
H2657A	Return to Depot, HW Support, 3 year
U2889A	Next Day Exchange HW Support, 3 year
H5479A	Next Business Day Onsite, HW Support, 3 year
U4664A	4-Hour, 9 x 5 Onsite, HW Support, 3 year
H4475A	4-Hour, 13 x 5 Onsite, HW Support, 3 year
H4513A	Installation for 1 Personal or Workgroup Printer (per event)
H3110A	Installation for 1 Network Configuration for Personal or Workgroup Printer
U6403PA	Post Warranty Service, Next Day Exchange, HW Support, 1 year
H2664PA	Post Warranty Service, Next Business Day Onsite, HW Support, 1 year
U6396PA	Post Warranty Service, 4-Hour, 9 x 5 Onsite, HW Support, 1 year
U2032PA	Post Warranty Service, 4-Hour, 13 x 5 Onsite, HW Support, 1 year

Third-party solutions

www.hp.com/go/gsc

³ Declared yield value in accordance with ISO/IEC 19752.

⁴ Available in selected Asia Pacific countries only.

For more information on HP Care Pack, visit: <http://www.hp.com/apac/hpservices/carepack>
HP Instant Support Professional Edition (ISPE), visit: <http://instantsupport.asiapac.hp.com>
For more information on support, visit: <http://www.hp.com/support>
For more information on HP genuine parts, visit: <http://www.hp.com/go/hpparts>
For specific warranty details, please check with your local country resellers. For more information, call your local Hewlett-Packard sales office or your nearest HP authorised dealer or visit us at www.hp.com



© 2006 Hewlett-Packard Development Company, L.P. The information contained herein is subject to change without notice. The only warranties for HP products and services are set forth in the express warranty statements accompanying such products and services. Nothing herein should be construed as constituting an additional warranty. HP shall not be liable for technical or editorial errors or omissions contained herein.

Printed in Singapore, 2001-3757-EEP, March 2006 (rev 2)

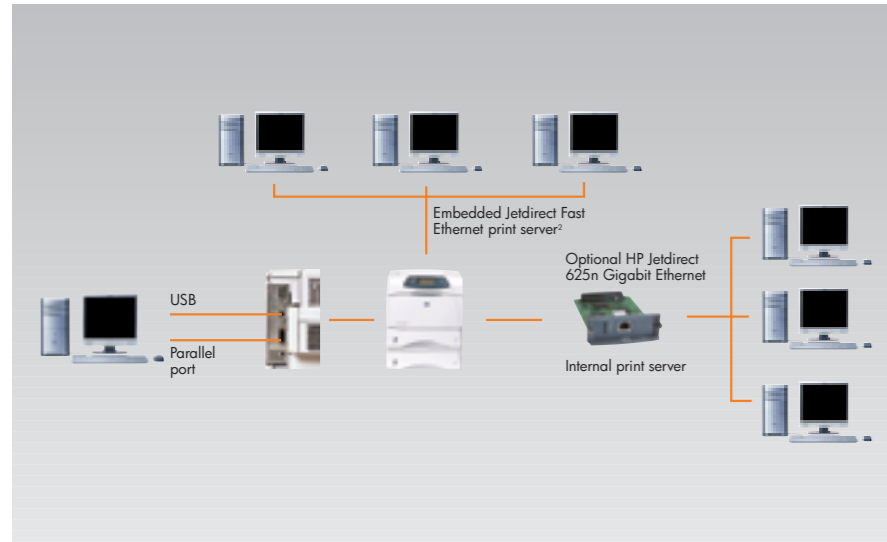


HP LaserJet 4250 printer series

Professional dependability and versatility



Effective performance for your team



Flexible connectivity options let you share the HP LaserJet 4250 printer series the way you want

Professional print jobs and versatile functions to suit your business needs. The HP LaserJet 4250 printer series is a monochrome laser solution for workgroups of 10 – 15 users.

No more waiting for professional print jobs

These printers have print speeds of up to 45 ppm¹ (letter)/43 ppm¹ (A4) and built-in Instant-on technology that lets you have the first page in less than 8 seconds.

As warm-up time is reduced, the printer consumes less energy, is quieter and creates less wear on its engine. In addition, the RIP (Raster Image Processing) ONCE technology prints multi-copy jobs more quickly, so you save valuable time.

Maximise your printer through networking

An embedded Jetdirect Fast Ethernet print server² provides a network connection with the printer so that many users can easily access at the same time.

What's more, you can conveniently manage printer settings from your own PC.

Rugged and reliable

The reliability and ruggedness of HP products is legendary. For the last twelve years, Hewlett-Packard has consistently received the "A" grade in PC Magazine's Service and Reliability Survey and recently received one of the first-ever A+ ratings.

This is reflected in the HP LaserJet 4250 printer series, which is built to perform in fast-paced business environments, with a duty cycle of 250,000 pages per month.

Duplex printing

Automatic two-sided printing³ allows printing on both sides, reducing your printing costs and virtually doubling the printer's paper capacity. Produce professional-looking documents without waiting to handle every page.

¹ Exact speed depends on system configuration, software programs and document complexity.


² Not available with HP LaserJet 4250 Printer. Not available as an optional upgrade or accessory.

³ Standard on HP LaserJet 4250dtn and 4250dtnsl printers.



August 5, 2003
OVERALL PRINTERS
Hewlett-Packard Company

HP's award winning assurance



Up to
250,000
pages/month
duty cycle

250,000 pages a month—tough enough to take on departmental workloads



Print easily on both sides with the automatic duplexing unit

Enhanced productivity

Paper-handling flexibility

With these printers, you can add optional trays and paper-handling capabilities. Increase your maximum paper capacity to 3,100 letter, legal and A4-sized sheets with the 500-sheet or 1,500-sheet high capacity input (HCI) tray¹.

The HP LaserJet 4250 printer series supports stapler and stapler accessories as well as fully adjustable input trays built for standard and custom media sizes and types—paper, transparencies, labels, envelopes, cardstock and user-defined media.

In addition, you can now assign a paper type to each paper tray with the print driver. The printer will automatically find and use the right type of paper you need.

Handle any print job quickly and easily

Complex print jobs are not a problem with a 460 MHz processor and 80 – 96 MB of memory. This allows quick return to the original application after each job. For heavier jobs you can expand the memory up to 512 MB on all models.

Quality results with impressive print resolution

HP FastRes gives professional print quality while using only half as much memory to store print data. When you need the highest resolution possible, HP ProRes 1200 provides true 1200 x 1200 dpi print quality at full speed. HP Smart Printing Technology in the cartridge and printer ensures this level of print quality consistently.

Solve problems with ease

Have up to four lines of text and helpful animated graphics displayed on the control panel. Conduct problem solving and configuration quickly and simply.

Intelligent temperature control

The printer automatically adjusts temperature based on paper type to make print toner adhere better, or to avoid damage from high temperatures when using transparencies. The default setting provides the best performance for most paper types.

Many functions, more choices

Enjoy more choice and a range of functions for your work needs. Two CompactFlash slots allow more font choices, intelligent e-forms, secure printing, barcode printing,

Worldwide support that's world renowned


For even greater peace of mind, every HP product comes with award winning HP service and support—HP Customer Care. Our highly experienced and knowledgeable customer service professionals are there to help you—online (www.hp.com/support), via email or on the phone for fast response—round the clock, round the globe in as many as 18 languages.

HP Customer Care offers full-service support through a broad range of services, including setup and installation, warranty upgrades, troubleshooting tools, repair and exchange services, phone and Web support, software updates and self-maintenance services. Our wide range of warranty and repair options give you maximum flexibility and convenience—you can return your product directly to HP or your local retailer or a HP repair center². If you choose to do the repairs yourself, you can trust HP to quickly deliver all the parts you need.

¹ One 500-sheet input tray standard with HP LaserJet 4250 and 4250n printers. Two 500-sheet input trays standard with HP LaserJet 4250tn, 4250dtn and 4250dtnsl printers. Additional trays available as optional accessories.

HP LaserJet 4250 printer series

1. Control panel simultaneously displays up to four lines of text and animated graphics
2. 250-sheet output bin
3. 500-sheet stapler/stacker
4. 50-sheet rear output bin provides a straight-through path for specialty papers
5. Up to 80 MB of standard printing memory and a powerful 460 MHz processor
6. HP Jetdirect Fast Ethernet embedded print server
7. Hi-Speed USB 2.0 and IEEE 1284-B parallel ports
8. Adjustable 100-sheet multipurpose tray for special media
9. 500-sheet input tray 2
10. 500-sheet input tray 3
11. Automatic duplexer for two-sided printing increases efficiency



Expand the HP LaserJet 4250 printer series with a wide range of accessories to meet your growing business needs

500-sheet stacker or 500-sheet stapler/stacker pack

Increase your input capacity to 3,100-sheets with two 500-sheet input trays and the 1,500-sheet HCI tray

Printer stand with storage cabinet



75-sheet envelope feeder (Q2438B)



Automatic duplexer for two-sided printing (Q2439B)



1,000-staple cartridge three pack



HP Jetdirect wireless EIO print server (J6058A)



HP high-performance EIO hard disk (J6073A)



Up to 512 MB memory

