

ThinkCentre M90s/M90t

Setup Guide

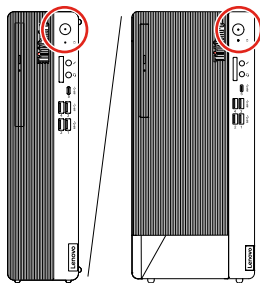
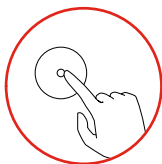
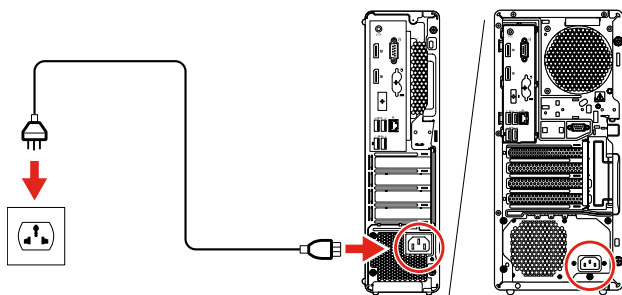
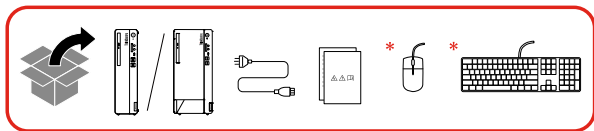
Lenovo

For Barcode Position Only

Printed in China

PN: SPXXXXXXX

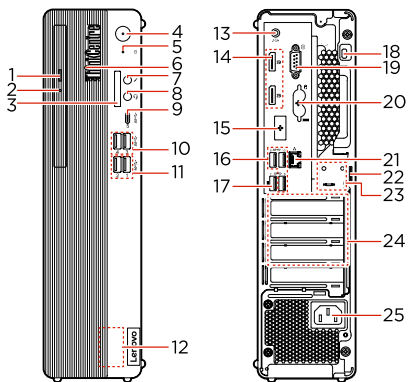
Initial Setup



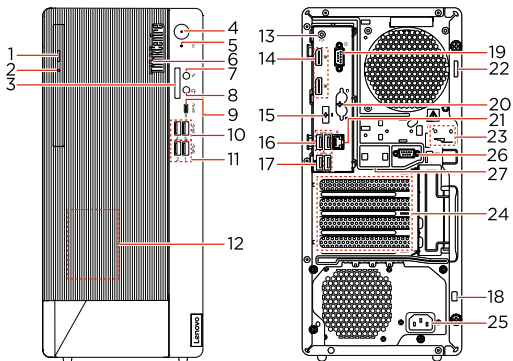
* For selected models

Overview

M90s



M90t



- * 1. Optical drive eject button
- * 2. Optical drive activity indicator
- * 3. SD-card slot
- 4. Power button
- 5. Storage drive activity indicator
- 6. ThinkCentre® LED
- 7. Microphone connector
- 8. Headset connector
- 9. USB-C™ (3.2 Gen 1) connector
- 10. USB 3.2 connectors Gen 1
- 11. USB 3.2 connectors Gen 2
- 12. Internal speaker
- 13. Audio line-out connector
- 14. DisplayPort® out connectors
- * 15. Optional connector
- 16. USB 3.2 connectors Gen 1
- 17. USB 3.2 connector Gen 1
- 18. Security-lock slot
- 19. Serial connector
- * 20. PS/2 keyboard and mouse connectors
- 21. Ethernet connector
- 22. Padlock loop
- 23. E-lock slots
- 24. PCI-Express card area
- 25. Power cord connector
- * 26. Serial connector
- 27. Smart cable clip slots



Read the statement on USB transfer rate in the *User Guide*. Refer to the *Safety and Warranty Guide* for accessing the *User Guide*.

Customer Replaceable Units (CRUs)

- * • Chassis beam
- Coin-cell battery
- Computer cover
- * • E-lock
- Front bezel
- * • Heat sink for the M.2 solid-state drive
- * • Keyboard
- * • M.2 solid-state drive
- * • M.2 solid-state drive bracket
- Memory module
- * • Mouse
- * • Optical drive
- * • Optical drive bracket
- * • Optical drive cage

Refer to the *User Guide* for CRU definition.

- * • PCI-Express connector cable
- * • PCI-Express card
- * • PCI-Express card holder
 - Power cord
 - Power supply assembly
- * • Primary storage drive
- * • Primary storage drive bracket
- * • Primary storage drive cage
- * • Secondary storage drive
- * • Secondary storage drive bracket
- * • Secondary storage drive cage
- * • Smart cable clip
- * • Storage converter
- * • Vertical stand

Additional information

European Union – compliance with the Radio Equipment Directive

Hereby, Lenovo (Singapore) Pte. Ltd., declares that the radio equipment type ThinkCentre M90s/M90t is in compliance with Directive 2014/53/EU.

The full text of the system EU declaration of conformity is available at the following Internet address:

<https://www.lenovo.com/us/en/compliance/eu-doc>

This radio equipment operates with the following frequency bands and maximum radio-frequency power:

Technology	Frequency band [MHz]	Maximum transmit power
WLAN 802.11b/g/n/ax	2400 - 2483.5	< 20 dBm
WLAN 802.11a/n/ac/ax	5150 - 5725	< 23 dBm
WLAN 802.11a/n/ac/ax	5725 - 5875	< 13.98 dBm
Bluetooth BR/EDR/LE	2400 - 2483.5	< 20 dBm

Usage of all the radio devices is limited to indoor in the band 5150 MHz to 5350 MHz (channels 36, 40, 44, 48, 52, 56, 60, 64).

E-manual

Manuel en ligne | E-Handbuch | Manuale elettronico | E-handleiding | Manual electrónico

M90s



M90t



First Edition (May 2020)

© Copyright Lenovo 2020.

LIMITED AND RESTRICTED RIGHTS NOTICE: If data or software is delivered pursuant to a General Services Administration "GSA" contract, use, reproduction, or disclosure is subject to restrictions set forth in Contract No. GS-35F-05925.

Reduce | Reuse | Recycle

