

DATA SHEET

ARUBA CENTRAL

Software-defined Cloud Managed Networking

Aruba Central provides simple, cost-effective, wireless, wired and WAN management for Aruba access points in Instant mode, switches and gateways. Central also offers value-added services such as customized guest access, detailed presence and location monitoring and device connectivity analytics.

Intuitive workflow-driven features simplify traditional management activities, allowing you to focus less on infrastructure and more on creating value for your business. Central also ensures that distributed enterprises are operational in minutes, not hours or days.

STREAMLINED ONBOARDING AND DEPLOYMENT

Onboarding is an important process in any environment, but it is often complex and time consuming. Aruba Central includes a step-by-step workflow to automatically add account subscriptions, synchronize device inventory from orders, and assign subscriptions to devices. Saving time and reducing the resources required to onboard devices in your environment.

Zero Touch Provisioning also simplifies network deployment. Configuration parameters are defined in templates for easy setup of wireless and wired devices and branch gateways. Devices are then sent to the desired location or site, and once received, anyone regardless of their skill level can unpack and power up the devices. Each device connects then automatically receives its configuration from the Aruba Central cloud instance, and the network is up and running.

An integrated Installer and companion mobile application are also available. This combination allows you to delegate the physical installation of devices to a third-party vendor or trusted resource. Simply define the access privileges, and track process as devices are scanned and added to the assigned network via the mobile app. As they power up, the devices follow the Zero Touch Provisioning process, and their status is instantly updated in the Central installer dashboard.

KEY FEATURES

- Streamlined onboarding and deployment
- Integrated Wireless, Wired and WAN
- Comprehensive monitoring and control
- In-depth device and client troubleshooting
- Value-added services and extensibility

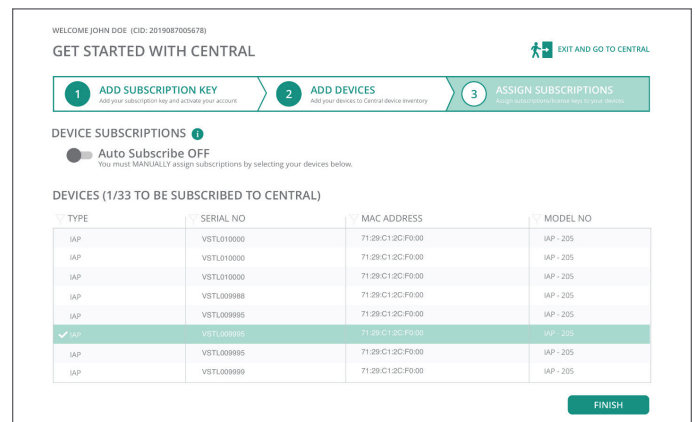


Figure 1: Onboarding and deployment

CENTRALIZED INFRASTRUCTURE MANAGEMENT

The power and utility of a centralized interface to manage distributed environments is unmatched, saving organizations time and improving efficiency.

Aruba Central seamlessly integrates the management and control of APs, switches and branch gateways, providing the ability to view and configure:

- AP radio parameters, intrusion detection and prevention, firewall settings, VPN and DHCP connections
- Switch ports, VLANs, DHCP pools, system settings and auditing
- Gateway interfaces, uplink and path policies, IPSec encryption, routing, security and HA redundancy

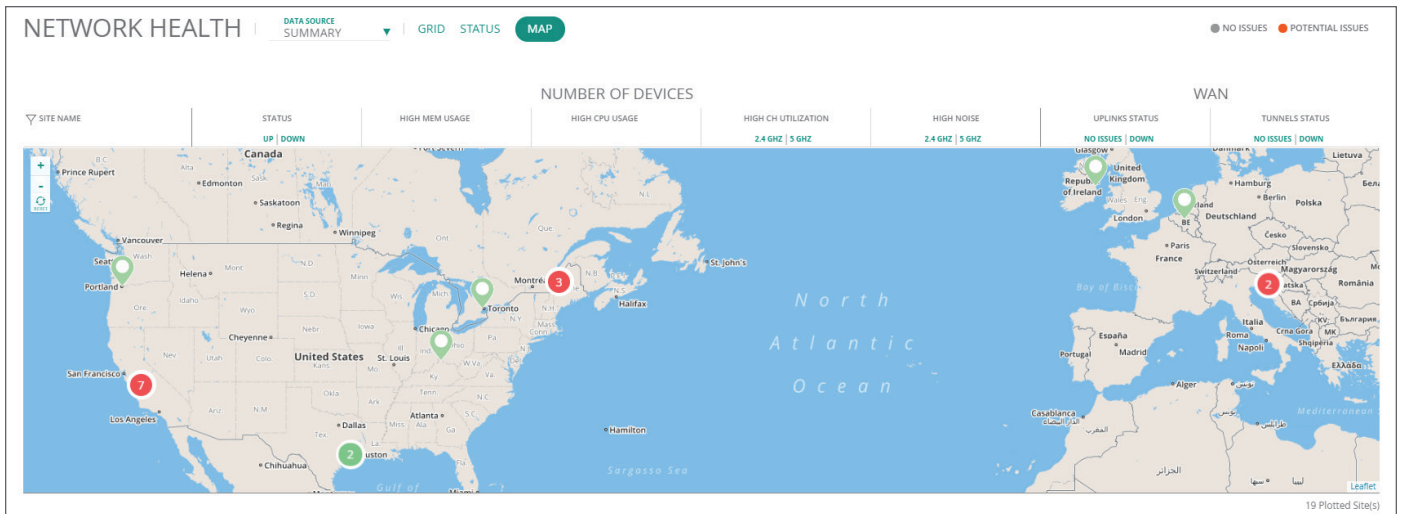


Figure 2: Network operations dashboard

COMPREHENSIVE HEALTH AND OPERATIONS MONITORING

Get a handle on the overall health and operations of your environment by efficiently monitoring operations and identifying potential issues with the Central network health map or grid view.

Select any network and given device or client for context-based visibility into connectivity, applications usage, and any related events. It's also easy to define and manage alerts for continuous monitoring, which helps minimize the need to constantly glance at a dashboard.

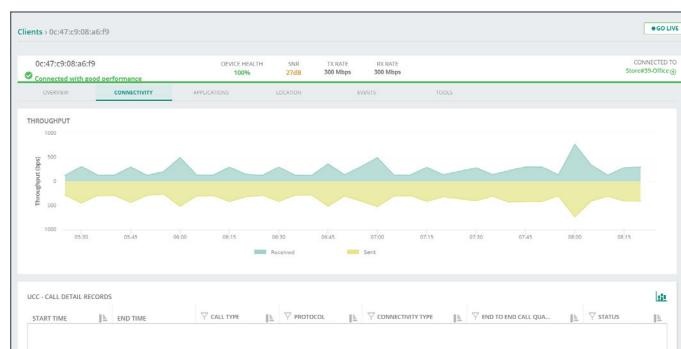


Figure 3: Client health overview and connectivity

INTEGRATED SOFTWARE-DEFINED WAN MANAGEMENT

Aruba Central also simplifies the monitoring and control of headend and branch gateways through integrated software-defined WAN (SD-WAN) management which provides:

- Integrated topology views for graphical representation of gateways within each location.
- Application performance scores for WAN circuit health, bandwidth availability and tunnel status for each site.
- Site issues with drill down to see details of what is going on at an aggregated level.

Intelligent workflows also provide the ability to look into specific device, policy or circuit configurations to ensure branch performance aligns with business and user expectations.

APPLICATION VISIBILITY AND CONTROL

Central also utilizes deep packet inspection to monitor, analyze and block traffic based on application categories, application type, web categories and web reputation.

This integrated, application-level intelligence provides you the insight to prioritize business critical applications, limit the use of inappropriate content and set and enforce access policies on a per user, device or location basis.

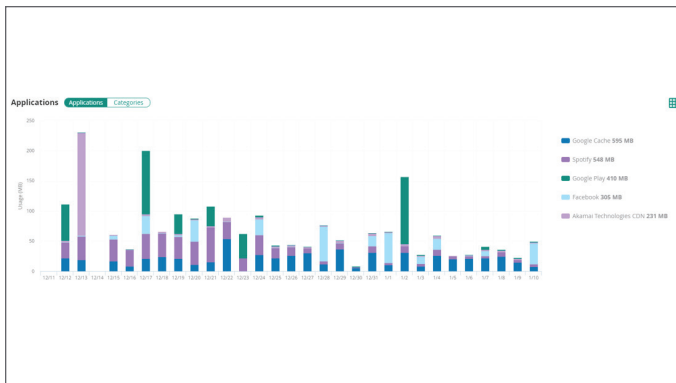


Figure 4: Application visibility and control

USER-FRIENDLY GUEST ACCESS

Simplify visitor access management with a fully secure and scalable guest Wi-Fi experience, including the following:

- A customized landing page, including logos, colors and banner ads
- Guest sponsor roles, such as receptionists or event coordinators enable non IT staff to create accounts
- Supports anonymous, self-registration and social logins from Facebook, Google+, Twitter and LinkedIn

USER PRESENCE ANALYTICS

Get deeper insight into customer engagement by leveraging Wi-Fi data received by phones, tablets and laptops to:

- Measure the number of users who passed, entered or dwelled at a location and for how long.
- Determine the frequency of users at a given location or area.
- Compare metrics across multiple locations to support business decisions.

Moreover, capturing, aggregating and viewing this valuable data does not require any additional hardware or for users to even connect to the network. It just works

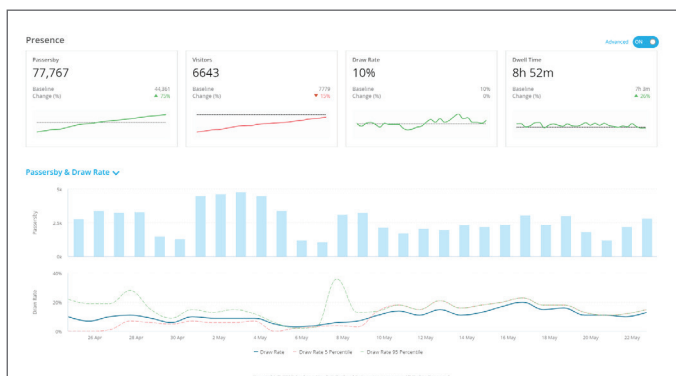


Figure 5: User-based presence analytics

ALERTING, REPORTING AND IN-DEPTH TROUBLESHOOTING

Central includes comprehensive alert management that extends to device connectivity, network health and user account activity. Scheduled and on-demand reporting is also included, covering network and application health, throughput and usage, device and client inventory and activity auditing.

When the situation requires more in-depth diagnostics, enhanced troubleshooting workflows for networked devices and clients is also provided.

Any list can be filtered to show failed devices or clients, which can be selected for additional context and the reason for the failure. Once selected, additional tools include, “Go Live” and packet capture modes to help the identify root cause, which is of course, a key step in problem resolution.

SECURE AND ALWAYS-ON

Designed from the ground up, Central ensures the highest possible availability through:

- Web-scale database design for responsive performance, even when working with large amounts of data.
- Service redundancy, hosted from data centers in multiple locations worldwide.
- Secure HTTPS connectivity, with certificate-based authentication for the highest level of protection.

FLEXIBLE PRICING AND SUPPORT

Central provides the flexibility to build the right solution for every business and budgetary need, including:

- Device subscriptions for base management, and services subscriptions for value added guest Wi-Fi and user analytics.
- Ability to utilize subscriptions across devices and services.
- Online and phone support for any technical issue.

ORDERING INFORMATION

Part Number	Description
Device Management Subscription	
JY925AAE	Aruba Central Device Management Subscription for 1 Year
JY926AAE	Aruba Central Device Management Subscription for 3 Years
JY927AAE	Aruba Central Device Management Subscription for 5 Years
Services Subscription	
JY928AAE	Aruba Central Services Management Subscription for 1 Year
JY929AAE	Aruba Central Services Management Subscription for 3 Years
JY930AAE	Aruba Central Services Management Subscription for 5 Years