

Quick Installation Guide

R12

AC1200 Smart Router



x1



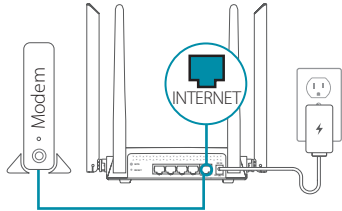
x1




x1



1,




2,

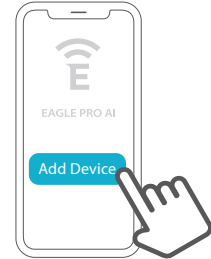


Option 1

3,



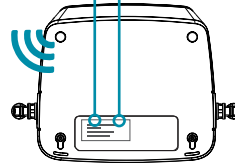
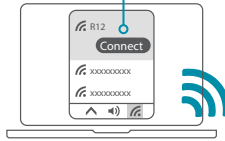
4,



Option 2

3,

Wi-Fi Name (SSID): R12-XXXX
Wi-Fi password: XXXXXXXXXXXX



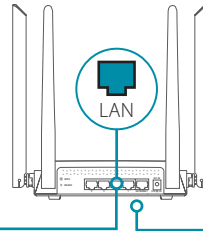
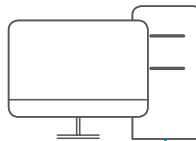
4,

<http://xxxx.devicesetup.net/>
(XXXX represents the last 4 characters of the MAC address)
Device Password: XXXXXX



Option 3

3,



4,

<http://xxxx.devicesetup.net/>
(XXXX represents the last 4 characters of the MAC address)
Device Password: XXXXXX



FAQ

Why can't I access the web-based configuration utility?

Verify that <http://XXXX.devicesetup.net/> has been correctly entered into the browser (XXXX represents the last 4 characters of the MAC address). The Wi-Fi Name(SSID), Wi-Fi Password, and device password are printed on the device label on the bottom of your device.

Why can't I access the Internet?

Power cycle your router and check your Internet access again. If you still can not connect to the Internet, contact your Internet service provider.

What do I do if I forgot my device password or my Wi-Fi Password?

If you forgot your password, you must reset your router. This process will change all your settings back to the factory defaults.

How do I restore the router to its factory default settings?

Locate the reset button. With the router powered on, use a paper clip to hold the button down until the LED turns solid red. Release the button and the router will go through its reboot process.

FCC Warning

This device complies with Part 15 of the FCC Rules. Operation is subject to the following two conditions:

- (1) The device may not cause harmful interface, and
- (2) this device must accept any interface received, including interface that may cause undesired operation.

GPL Code Statement

This D-Link product includes software code developed by third parties, including software code subject to the GNU General Public License ("GPL") or GNU Lesser General Public License ("LGPL"). As applicable, the terms of the GPL and LGPL, and information on obtaining access to the GPL code and LGPL code used in this product, are available to view the full GPL Code Statement at:

<https://tsd.dlink.com.tw/GPL>

The GPL code and LGPL code used in this product is distributed WITHOUT ANY WARRANTY and is subject to the copyrights of one or more authors. For details, see the GPL code and the LGPL code for this product and the terms of the GPL and LGPL.

Written Offer for GPL and LGPL Source Code

Where such specific license terms entitle you to the source code of such software, D-Link will provide upon written request via email and/or traditional paper mail the applicable GPL and LGPL source code files via CD-ROM for a nominal cost to cover shipping and media charges as allowed under the GPL and LGPL.

Please direct all inquiries to:

Snail Mail:

Attn: GPLSOURCE REQUEST
D-Link Systems, Inc.
14420 Myford Road, Suite 100
Irvine, CA 92606

Email:

GPLCODE@dlink.com

Technical Support

Having trouble installing your new product? D-Link's website contains the latest user documentation and software updates for D-Link products. Customers can contact D-Link Technical Support through our website by choosing the relevant region.



Contact Us

www.dlink.com/en/contact-us

United States

Website: <http://support.dlink.com>