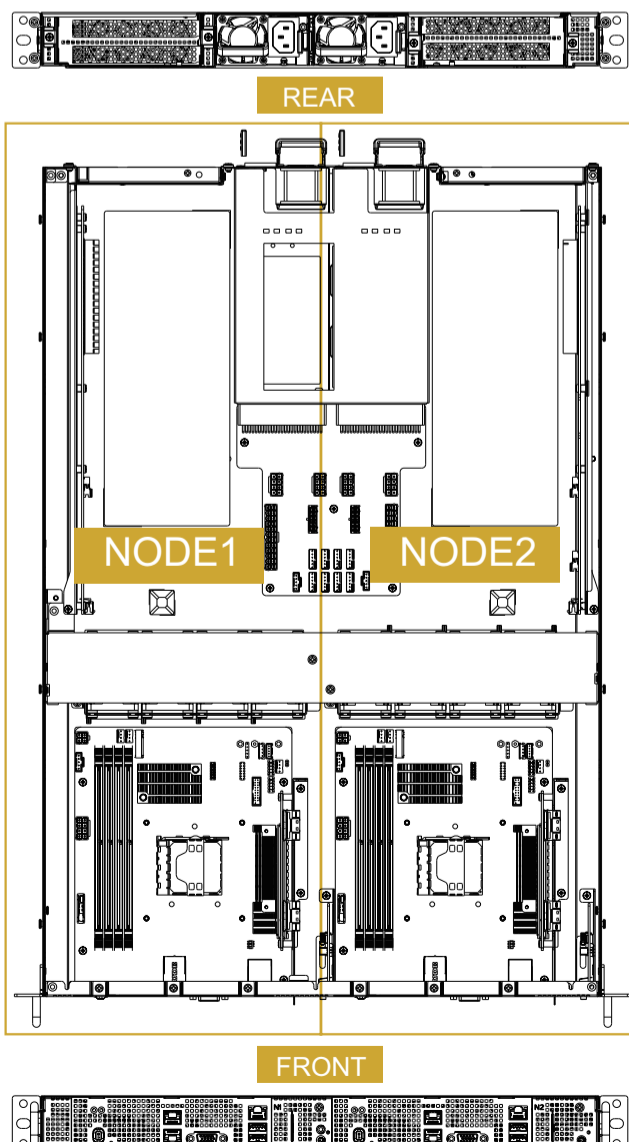


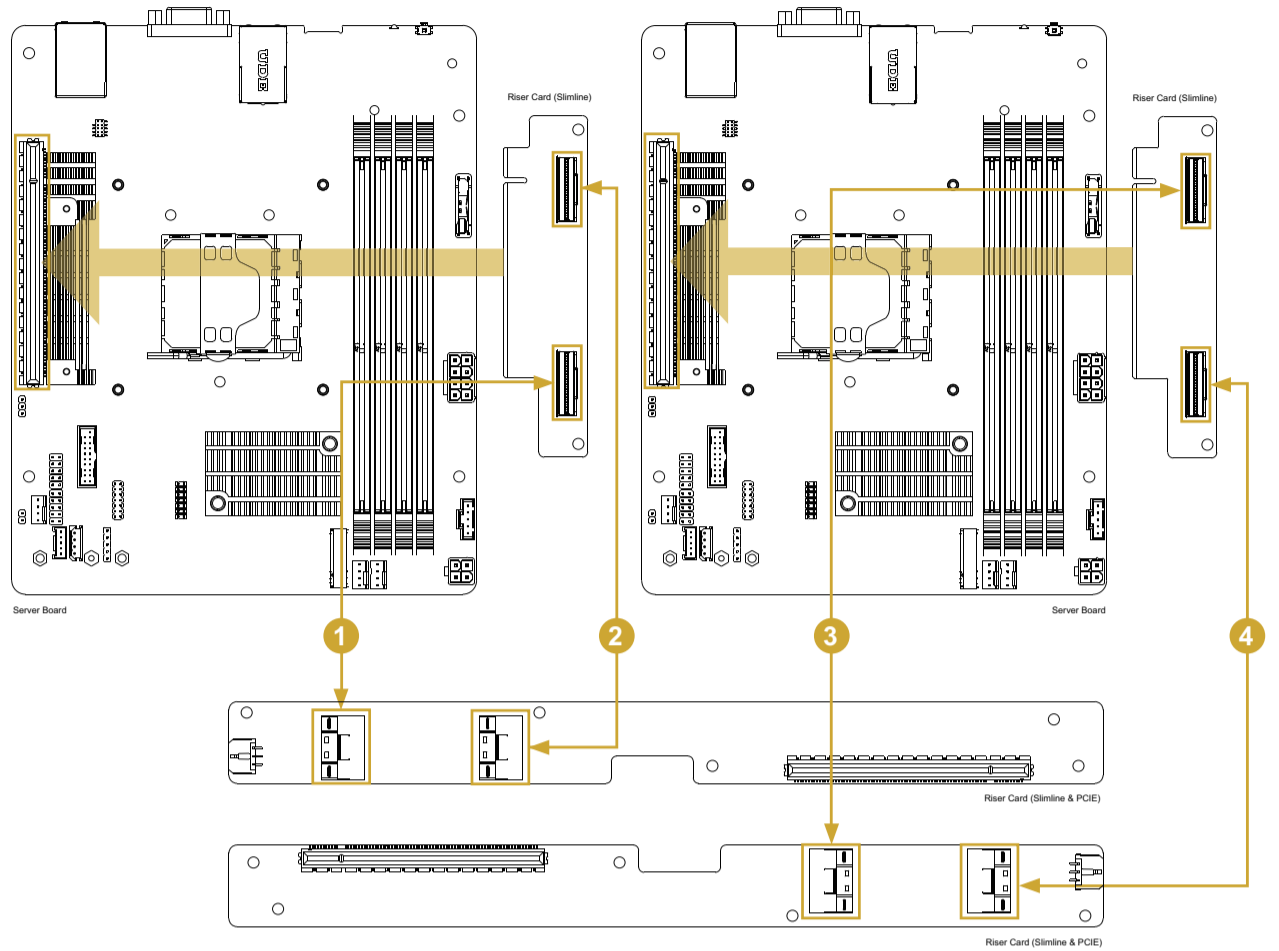
Cable List

No.	Description
1	SLIMLINE X8 R/A to S/T Cable; L=480mm (Node2)
2	SLIMLINE X8 R/A to S/T Cable; L=480mm (Node2)
3	SLIMLINE X8 R/A to S/T Cable; L=480mm (Node1)
4	SLIMLINE X8 R/A to S/T Cable; L=480mm (Node1)
5	POWER 2*4P 4.2PITCH Cable; L=820mm (Node2)
6	PWR 4P to 24P 4.2PITCH Cable; L=715mm (Node2)
7	PMBUS PH=2.54 1*5P Cable; L=855mm (Node2)
8	PMBUS PH=2.54 1*5P Cable; L=855mm (Node1)
9	PWR 4P to 24P 4.2PITCH Cable; L=715mm (Node1)
10	POWER 2*4P 4.2PITCH Cable; L=820mm (Node1)
11	PWR GPU 6+2P*2 to 2*4P; L=800mm (Node2)
12	PWR GPU 6+2P*2 to 2*4P; L=800mm (Node1)
13	MICRO HI 2*3P to PH3.0 2*6P; L=705mm (Node2)
14	MICRO HI 2*3P to PH3.0 2*6P; L=705mm (Node1)
15	PWR BUTTON 1*5P 2.54 Cable; L=310mm (Node2)
16	PWR BUTTON 1*5P 2.54 Cable; L=310mm (Node1)
17	LED PH 2.0 to 2.54 1*2P Cable; L=560mm (Node2)
18	LED PH 2.0 to 2.54 1*2P Cable; L=560mm (Node1)
19	SMBUS 1*4P 2.5 HSG Cable; L=430mm
20	Fan Cable; L=250mm (Fan8 / Node2)
21	Fan Cable; L=250mm (Fan7 / Node2)
22	Fan Cable; L=250mm (Fan6 / Node2)
23	Fan Cable; L=250mm (Fan5 / Node2)
24	Fan Cable; L=250mm (Fan4 / Node1)
25	Fan Cable; L=250mm (Fan3 / Node1)
26	Fan Cable; L=250mm (Fan2 / Node1)
27	Fan Cable; L=250mm (Fan1 / Node1)

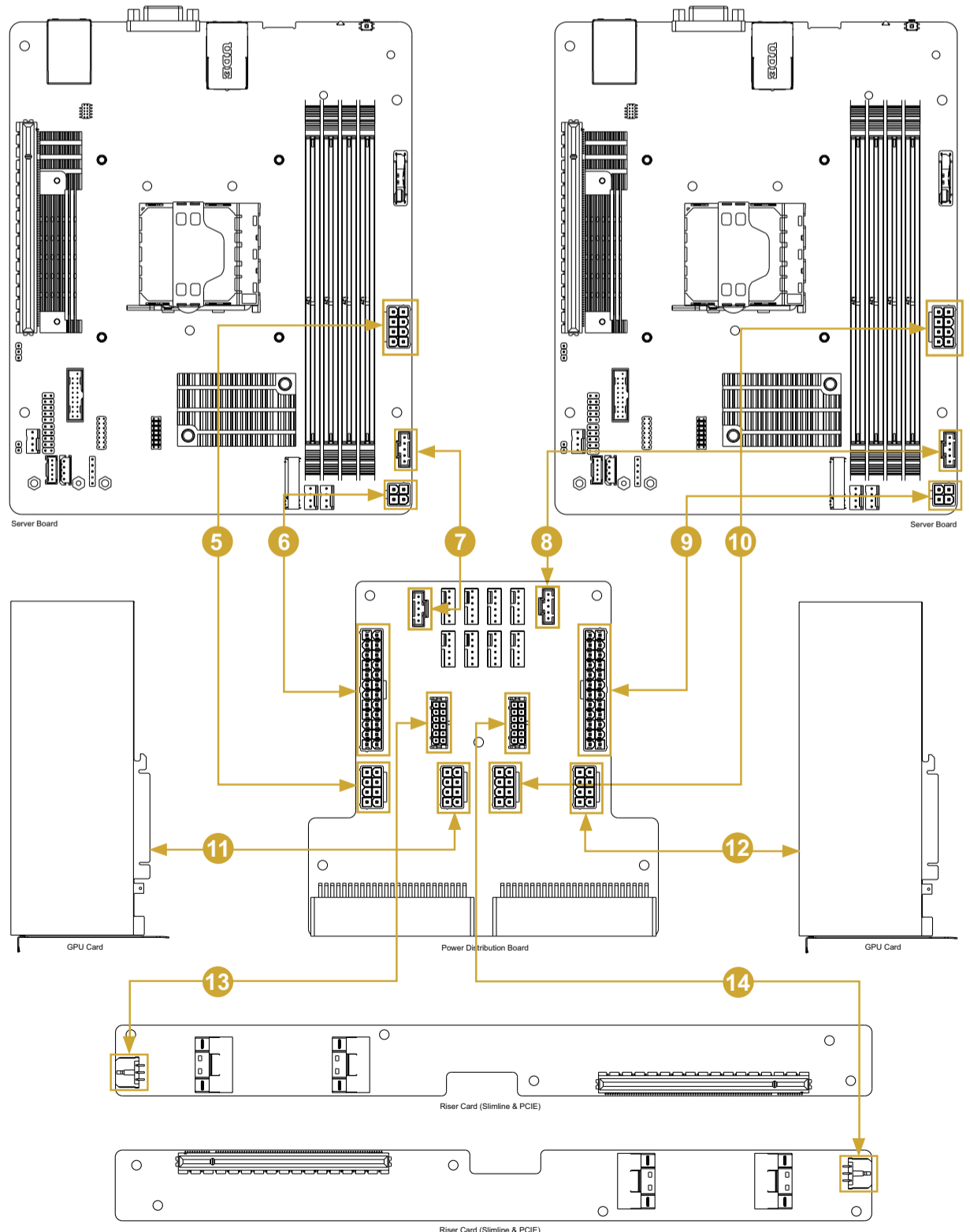
Chassis Node



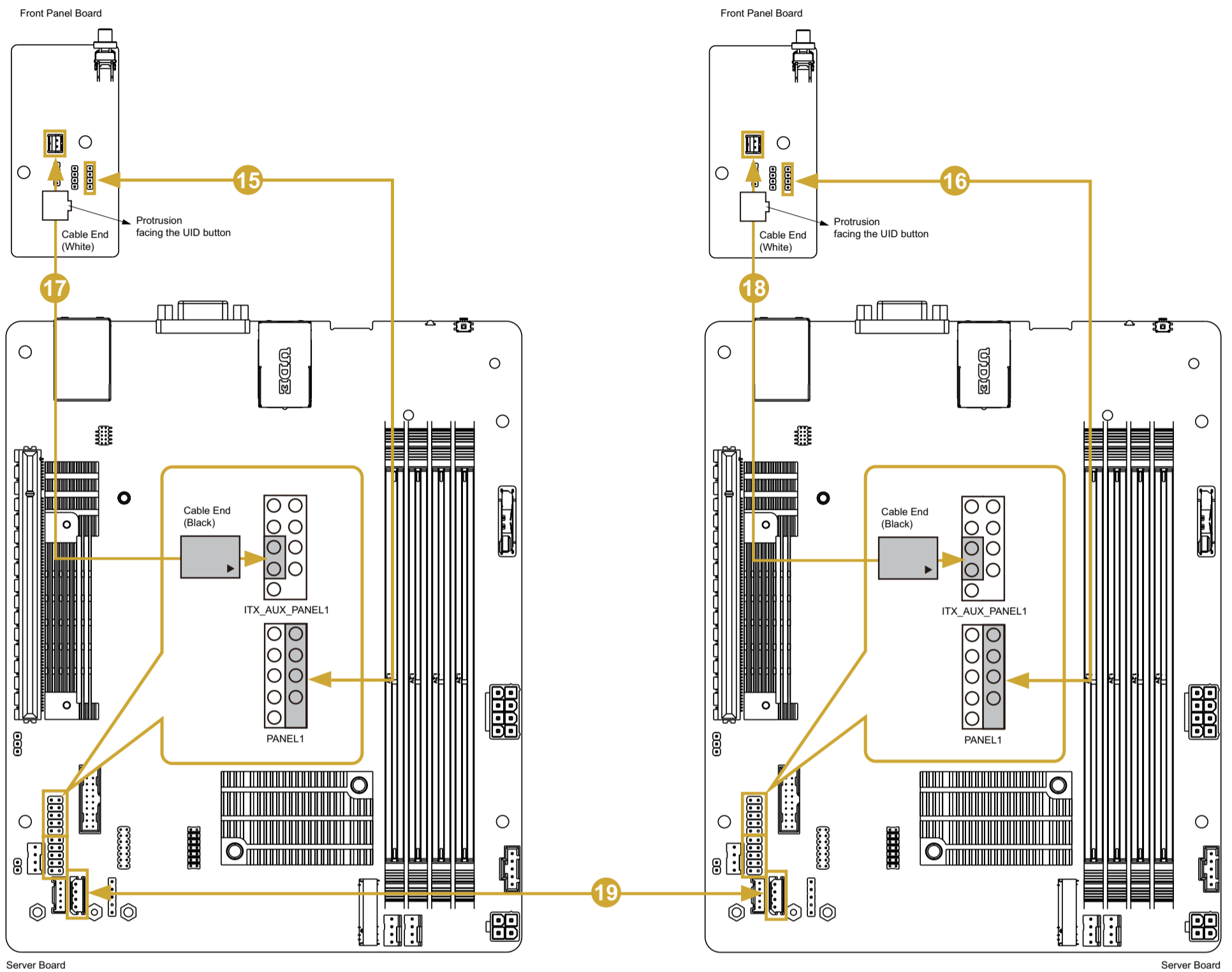
Slimline Cable Connections



Power / PMBus Cable Connections



Front Panel / USB / Other Cable Connections



Fan Cable Connections

