

SAMSUNG Galaxy Z Flip 5G

Unlocked¹

Samsung Care

Samsung Premium Care

Pick the time and place and a team member will meet you to set up, troubleshoot, repair, or replace your product. Visit [Samsung.com/us/support/premium-care](https://samsung.com/us/support/premium-care) to enroll.

Get to know your product

Visit [Samsung.com/us/support](https://samsung.com/us/support) or download the **Samsung Members** app



Contact us

Questions?

Visit us.community.samsung.com

Get Support

Call 1.800.SAMSUNG

Service locations

Find a service location near you at [Samsung.com/us/support/service/locations](https://samsung.com/us/support/service/locations)

Learn more



About your phone



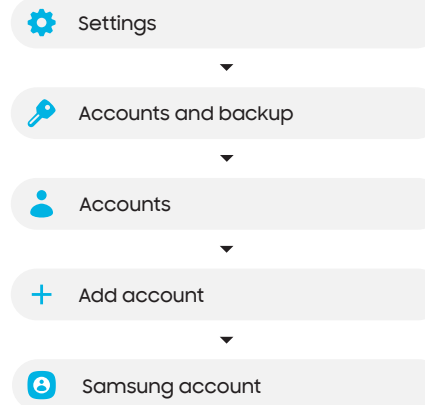
Samsung account

Get the most out of your phone, by setting up your Samsung account.

You can sign in to an existing Samsung account, create an account, or sign up with an existing Google account.

Once your account is setup, you can

- Use Samsung Pay
- Schedule repairs
- Back up your phone
- Restore your phone and more



For more information

[Samsung.com/us/support/account](https://samsung.com/us/support/account)

Quick Reference Guide

Switching made simple

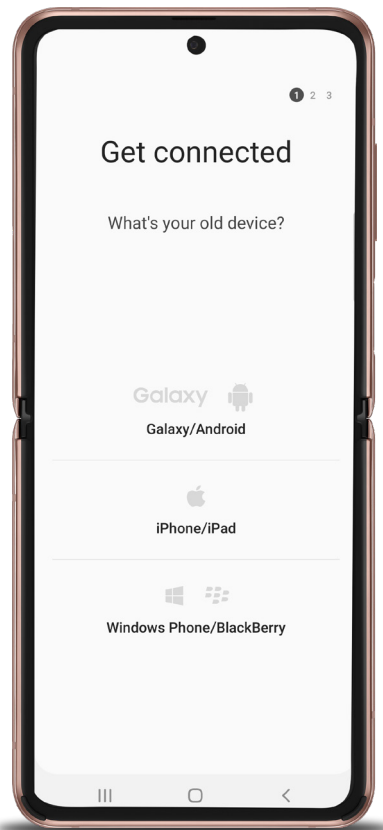
Whether you are coming from an iOS or Android platform, you can easily transfer your data with Smart Switch.

Back up your old phone

Back up your old phone using your favorite back-up app.

Samsung Smart Switch

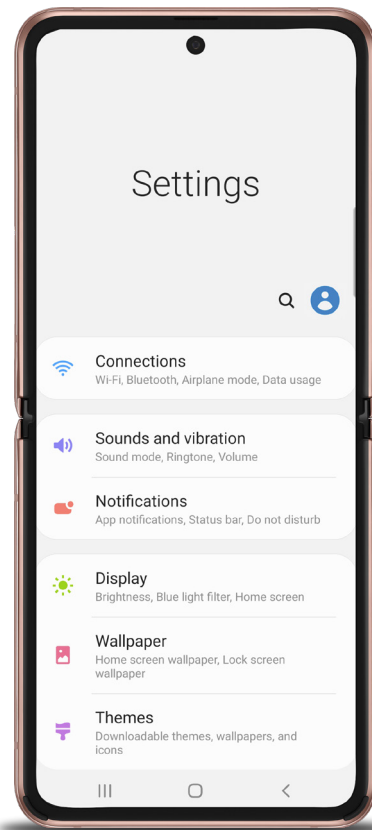
1. From your new Galaxy device, tap **Settings > Accounts and backup > Smart Switch**.
2. Tap **Receive data**.
3. Select your old device type.
4. Tap **Cable** (Android) or **Wireless** (Android and iOS) and follow the prompts to connect your phones.



For more information
[Samsung.com/us/smart-switch](https://samsung.com/us/smart-switch)

Customize

Tap **Settings** to customize your phone.



Essential apps

Samsung Pay

Introducing a better way to pay.

Samsung Pass

Say goodbye to forgotten passwords.

Google Duo

Simple, high quality video calling for smartphones, tablets, computers and smart displays.

Google Photos

Store and back up your photos and videos automatically to your Google Account with Google Photos™.

Google Drive

Store, share and access your files from any device.

¹Wireless voice, data and messaging services compatible with most major U.S. GSM and CDMA networks. Visit www.samsung.com for more information on your device. Support for certain features and services such as VoWiFi and hotspot, vary by wireless service provider. See provider for compatibility details.

WARNING: Your device contains magnets. Keep a safe distance between your device and objects that may be affected by magnets, such as credit cards and implantable medical devices. If you have an implantable medical device, consult your physician before use.

©2020 Samsung Electronics America, Inc. Samsung and Galaxy Z are both trademarks of Samsung Electronics Co., Ltd. Other company and product names mentioned herein may be trademarks of their respective owners. Screen images simulated. Appearance of phone may vary. Images shown are for reference only.

This device is not water or dust resistant. Do not expose to liquids or small particles.

For more information

Google duo: duo.google.com

Google photos: support.google.com/photos

Google drive: support.google.com/drive