

HPE Aruba Networking 600R Series Remote Access Points

Wi-Fi 6E access points with wired connectivity — ideal for mission-critical remote work and small branches



Key features

- Opens the 6 GHz band for up to triple the capacity of previous generations
- Delivers up to 3.6 Gbps combined peak data rate (when using 5 GHz + 6 GHz operation)
- Cellular module provides backup connectivity and higher resiliency
- Offers low power consumption — virtually unrestricted operation from an 802.3 af (class 3) Power over Ethernet (PoE) source¹

¹ By default (with Intelligent Power Monitoring [IPM] disabled) the 600R series access points will disable the USB port and limit the speed of the Ethernet port to 1 Gbps when on class 3 PoE. The IPM feature can be used to avoid these restrictions.

Product overview

HPE Aruba Networking 600R Series Remote Access Points enable IT teams to deliver a seamless and secure user experience to remote workers and small branch environments. The remote access points are based on Wi-Fi 6E, achieving a combined maximum 3.6 Gbps data rate (using 5 GHz and 6 GHz bands) and increasing capacity by up to 1200 MHz with more 160 MHz channels to better support ever-increasing Wi-Fi demands, especially for latency-sensitive, high-bandwidth video communications. They can also take advantage of an optional cellular module for high-speed backup or primary connectivity.

Home office/small office use

IT teams are tasked with ensuring a secure and reliable experience for a highly distributed workforce that is accessing data center and cloud-based applications

over consumer broadband and cellular connections that are outside IT's control and visibility. With 600R series access points managed by HPE Aruba Networking Central, IT can remotely deploy and centrally manage secure network connectivity for hundreds or even thousands of remote workers or small office employees to deliver an in-office experience — without need for a gateway.

Remote workers can connect wireless clients (laptops, smartphones, tablets) as well as wired clients, such as VoIP phones, and access mission-critical applications reliably and securely through a 2.5 Gbps uplink/downlink Ethernet port, dedicated 1 Gbps uplink port, and three dedicated downlink ports.

Key features

- Up to seven 160 MHz channels in 6 GHz support low-latency, bandwidth-hungry applications such as high-definition video and augmented reality/virtual reality applications
- Multiple uplink/downlink options: 2.5 Gbps uplink/downlink Ethernet port, dedicated 1 Gbps uplink port, and three dedicated downlink ports to help eliminate bottlenecks
- Leverages cloud native HPE Aruba Networking Central to provide zero touch provisioning and a single pane of glass for day 0 to day N management across campus, branch, and remote work environments

IT benefits from a unified approach that enables staff to configure, troubleshoot, and optimize network performance across campus, branch, and remote work environments. Built-in SD-WAN intelligent route and tunnel orchestration and policy-based routing drives operational efficiencies and optimizes network performance. Comprehensive WAN health dashboards assist in troubleshooting problems quickly and boosting user satisfaction.

Wi-Fi 6E for faster speeds

The 600R series access points are designed to take advantage of Wi-Fi 6E and the 6 GHz band, which translates into far greater speeds, wider channels for multi-gigabit traffic, and less interference. Its two 2x2 MIMO radios deliver a maximum combined data rate of up to 3.6 Gbps when configured for concurrent 5 GHz and 6 GHz operations.

Table 1. Peak radio performance numbers

Band	Channel bandwidth	Maximum data rate
6 GHz	160 MHz	2.4 Gbps
5 GHz	80 MHz	1.2 Gbps
2.4 GHz	20 MHz	287 Mbps
Total (6 GHz + 5 GHz)	n/a	Up to 3.6 Gbps

Wi-Fi 6E provides up to 1200 MHz of additional unlicensed spectrum in the 6 GHz band for higher throughput and improved application performance. With up to seven 160 MHz channels, Wi-Fi 6E can better support low-latency, bandwidth-hungry applications such as high-definition videos and augmented reality/virtual reality applications. Only Wi-Fi 6E capable devices can use the 6 GHz band so there is no interference or slowdowns due to legacy devices.

Device class support

The 600R series access points support the low power indoor (LPI) device class. This fixed indoor-only class uses lower power levels and does not require an automated frequency coordination service (AFC) to manage incumbent outdoor services, which is required for standard class access points.

Global readiness

While the need for more Wi-Fi capacity is recognized across the globe, countries are approaching the 6 GHz band differently. The 600R series access points are set up to automatically update regulatory rules once Wi-Fi 6E regulations have been approved and certified.

Extends the benefits of Wi-Fi 6E

The 600R series access points are based on the 802.11ax (Wi-Fi 6E) standard, which means that all its efficiency and security enhancements are also available on the 6 GHz band. Wi-Fi 6E features such as orthogonal frequency-division multiple access (OFDMA), BSS coloring, and more are fully supported on the HPE Aruba Networking Wi-Fi 6E access points as well.

Dual radio/tri-band architecture

The 600R series access points use a unique dual-radio, tri-band architecture to take advantage of the 6 GHz band with its faster speeds, wider channels, and less interference. Adding support for the 6 GHz band to the traditional 2.4 GHz and 5 GHz bands provide up to 3x the available wireless capacity — so small offices/home offices can meet growing demand due to bandwidth-hungry videos, increasing the numbers of client and Internet of Things (IoT) devices, and growth in cloud.

These remote access points feature two radios that can be automatically tuned to any two of the three available spectrum bands for Wi-Fi (2.4 GHz, 5 GHz, 6 GHz). They include a cellular add-on module for high speed backhaul and/or backup connectivity.



Table 2. Access point radio tuning

Deployment configuration	Radio tuning
Multiple access points environment	Access points auto-tune their radios to provide comprehensive coverage across 2.4 GHz, 5 GHz, 6 GHz bands.
Single access point environment	The access point auto-tunes its radios to provide the best two-band coverage (either 2.4 GHz + 6 GHz, 2.4 GHz + 5 GHz, or 5 GHz + 6 GHz) depending on mobile client and IoT requirements.

Ease of deployment and maintenance

With HPE Aruba Networking Central, onboarding, configuring, and provisioning are simpler and require no manual CLI configuration or maintenance windows. Once the access point is plugged in, the device connects and receives its running configuration from the cloud using zero touch provisioning, which allows remote workers and small offices to onboard and configure wireless connectivity without any on-site IT support. To avoid downtime or loss of service caused by upgrades, HPE Aruba Networking Central offers live upgrade functionality to reduce maintenance windows and help ensure continuous wireless operations. In addition, 600R series access points are offered in a number of bundles that combine an access point variant, a desk stand, power adapter, and North American or European power cord. This helps eliminate packaging and transport waste and helps organizations meet sustainability goals.

Key Wi-Fi features

Wi-Fi 6E Certified™ for 6 GHz

The 600R series access points are fully Wi-Fi Certified™ to meet all the requirements for Wi-Fi 6E (802.11ax) for greater efficiency including OFDMA, MU-MIMO, and Target Wake Time (TWT) to extend the battery life of devices.

RF optimization

ML-based radio frequency optimization HPE Aruba Networking AirMatch dynamically adjusts resources such as power to optimize coverage and help eliminate coverage gaps.

Advanced cellular coexistence

Built-in filtering automatically reduces the impact of interference from cellular networks, distributed antenna systems (DAS), and commercial small cell or femtocell equipment.

Indoor location aware

The 600R series access points include embedded GPS receivers and fine time measurement (FTM) to accurately auto-locate themselves. They also support Open Locate, an emerging standard that allows access points to share their location over the air and through cloud-based APIs.

IoT ready

The 600R series access points include an integrated Bluetooth 5 and 802.15.4 radio for Zigbee support to simplify deploying and managing IoT-based location services, asset tracking services, security solutions, and IoT sensors. There is also a USB-port extension to provide IoT connectivity to a wider range of devices. These IoT capabilities allow organizations to leverage our access point as an IoT transport, which helps eliminate the need for an overlay infrastructure and additional IT resources and can accelerate IoT initiatives.

In addition, TWT establishes a schedule for when clients need to communicate with an access point. This helps improve client power savings and reduces airtime contention with other clients, which is ideal for IoT.

Intelligent Power Monitoring

For better insights into energy consumption, our access points continuously monitor and report hardware energy usage. Unlike other vendor's access points, our access point can also be configured to enable or disable capabilities based on available PoE power — ideal when wired switches have exhausted their power budget. Enterprises can deploy

Wi-Fi 6E access points and update switching and power later if needed based on their actual usage.

Key security features

Remote work increases the attack surface in an organization. With HPE Aruba Networking Central, the 600R series access points are better protected using new, sophisticated security models such as zero trust and SASE. A fundamental concept of both zero trust and SASE security frameworks is identity-based access control that grants least-privilege access for a device or user, restricting them from accessing resources not required to complete their tasks.

AI Client Insights

ML-based classification of all clients through HPE Aruba Networking Central Client Insights uses deep packet inspection to provide additional context and behavioral information that help ensure devices are receiving proper policy enforcement and continuously monitor for rogue devices.

User and device authentication

Cloud-native network access control (NAC) provided by HPE Aruba Networking Central further simplifies how IT controls network access while providing a frictionless experience for end users. Global policy automation and orchestration enables IT to define and maintain global policies at scale with ease, using UI-driven, intuitive workflows that automatically translate security intent into policy design and map user roles for employees, contractors, guests, and devices to their proper access privileges.

Intrusion Detection

HPE Aruba Networking Central utilizes the Rogue AP Intrusion Detection Service (RAPIDS) to identify and resolve issues caused by rogue access points and clients. Wired and wireless data is automatically correlated to identify potential threats, thereby strengthening network security and improving incident response processes by reducing false positives.



Web content filtering

Web Content Classification (WebCC) classifies websites by content category and rates them by reputation and risk score, enabling IT to block malicious sites to help prevent phishing, DDoS, botnets, and other common attacks.

WPA3 and Enhanced Open

As part of Wi-Fi 6E (802.11ax), WPA3 helps ensure stronger encryption and authentication while Enhanced Open offers protection for users connecting to open networks by automatically encrypting each session to protect user passwords and data on guest networks. In addition, MPSK enables simpler passkey management for WPA2 devices — should the Wi-Fi password on one device or device type change, no additional changes are needed for other devices.

Trusted Platform Module

For enhanced device assurance, all HPE Aruba Networking access points include an installed Trusted Platform Module (TPM) for secure storage of credentials and keys, and boot code.

Standards-based technologies

The 600R series access points also include the following standards-based technologies:

- Transmit beamforming (TxBF) to increase signal reliability and range
- Dynamic frequency selection (DFS) to optimize use of available RF spectrum
- Maximum ratio combining (MRC) for improved receiver performance
- Cyclic delay / shift diversity (CDD/CSD) to deliver greater downlink RF performance
- Space-time block coding (STBC) to increase range and improve reception
- Low-density parity check (LDPC) to provide high-efficiency error correction and improve throughput

Summary

HPE Aruba Networking 600R Series Remote Access Points are designed to make remote work better and provide seamless connectivity for small branches by taking advantage of the 6 GHz band. With Wi-Fi 6E coverage, IT can better support work-from-home employees using high-bandwidth, low-latency applications such as video conferencing, telehealth, high-definition video, and AR/VR. For greater reliability, a cellular module can be added for high-speed backup connectivity.

Specifications

Hardware variants

- AP-605R: -> remote access point platform (desk mount, wired + wireless access), integrated antennas
- HPE Aruba Networking AP-605R12 Dual Radio Tri Band 2x2 Wi-Fi 6E CAT12 LTE Remote AP: -> remote access point platform with pre-installed HPE Aruba Networking AP-605CM12 CAT12 LTE Cellular Module

Wi-Fi radio specifications

- Access point type: Indoor, tri-radio, 2.4 GHz, 5 GHz, and 6 GHz (dual concurrent) 802.11ax 2x2 MIMO
- 2.4 GHz radio: Two spatial stream single user (SU) MIMO for up to 574 Mbps wireless data rate with 2SS HE40 802.11ax client devices (287 Mbps for HE20)
- 5 GHz radio: Two spatial stream SU MIMO for up to 1.2 Gbps wireless data rate with 2SS HE80 802.11ax client devices
- 6 GHz radio: Two spatial stream SU MIMO for up to 2.4 Gbps wireless data rate with 2SS HE160 802.11ax client devices
- Up to 512 associated client devices per radio, and up to 16 BSSIDs per radio
- Supported frequency bands (country-specific restrictions apply)²:
 - 2.400 to 2.4835 GHz -> ISM
 - 5.150 to 5.250 GHz -> U-NII-1
 - 5.250 to 5.350 GHz -> U-NII-2A
 - 5.470 to 5.725 GHz -> U-NII-2C
 - 5.725 to 5.850 GHz -> U-NII-3/ISM
 - 5.850 to 5.895 GHz -> U-NII-4
 - 5.925 to 6.425 GHz -> U-NII-5
 - 6.425 to 6.525 GHz -> U-NII-6
 - 6.525 to 6.875 GHz -> U-NII-7
 - 6.875 to 7.125 GHz -> U-NII-8

- Available bands and channels: Dependent on configured regulatory domain (country)
- DFS optimizes the use of available RF spectrum in the 5 GHz band
- Supported radio technologies:
 - 802.11b: Direct-sequence spread spectrum (DSSS)
 - 802.11a/g/n/ac: Orthogonal frequency-division multiplexing (OFDM)
 - 802.11ax: OFDMA with up to 8 resource units
- Supported modulation types:
 - 802.11b: BPSK, QPSK, CCK
 - 802.11a/g/n: BPSK, QPSK, 16-QAM, 64-QAM, and 256-QAM (proprietary extension)
 - 802.11ac: BPSK, QPSK, 16-QAM, 64-QAM, 256-QAM and 1024-QAM (proprietary extension)
 - 802.11ax: BPSK, QPSK, 16-QAM, 64-QAM, 256-QAM, and 1024-QAM
- 802.11n high-throughput (HT) support: HT20/40
- 802.11ac very high-throughput (VHT) support: VHT20/40/80
- 802.11ax high-efficiency (HE) support: HE20/40/80/160

² When configured for concurrent operation in 5 GHz and 6 GHz (only), the U-NII-4 band will be disabled.



- Supported data rates (Mbps):
 - 802.11b: 1, 2, 5.5, 11
 - 802.11a/g: 6, 9, 12, 18, 24, 36, 48, 54
 - 802.11n: 6.5 to 300 (MCS0 to MCS15, HT20 to HT40), 400 with 256-QAM (proprietary extension)
 - 802.11ac: 6.5 to 867 (MCS0 to MCS9, NSS = 1 to 2, VHT20 to VHT80); 1083 with 1024-QAM (MCS10 and MCS11, proprietary extension)
 - 802.11ax (2.4 GHz): 3.6 to 574 (MCS0 to MCS11, NSS = 1 to 2, HE20 to HE40)
 - 802.11ax (5 GHz): 3.6 to 1201 (MCS0 to MCS11, NSS = 1 to 2, HE20 to HE80)
 - 802.11ax (6 GHz): 3.6 to 2402 (MCS0 to MCS11, NSS = 1 to 2, HE20 to HE160)
- 802.11n/ac packet aggregation: A-MPDU, A-MSDU
- Transmit power: Configurable in increments of 0.5 dBm
- Maximum (aggregate, conducted total) transmit power (limited by local regulatory requirements):
 - Per radio/band (2.4 GHz/5 GHz/6 GHz): +21 dBm (18 dBm per chain)
 - Note: Conducted transmit power levels exclude antenna gain. For total (EIRP) transmit power, add antenna gain.
- Advanced cellular coexistence (ACC) helps reduce the impact of interference from cellular networks
- MRC for improved receiver performance
- CDD/CSD for improved downlink RF performance
- STBC for increased range and improved reception
- LDPC for high-efficiency error correction and increased throughput
- TxBF for increased signal reliability and range
- 802.11ax TWT to support low-power client devices
- 802.11mc FTM for precision distance ranging

Wi-Fi antennas

- AP-605R: Integrated omni-directional antennas for 2x2 MIMO with peak antenna gain of 5.5 dBi in 2.4 GHz, 5.5 dBi in 5 GHz, and 5.5 dBi in 6 GHz. Built-in antennas are optimized for horizontal desk-mounted orientation of the access points.
- Combining the patterns of each of the antennas of the MIMO radios, the peak gain of the combined, average pattern is 4.4 dBi in 2.4 GHz, 4.7 dBi in 5 GHz, and 4.7 dBi in 6 GHz.

Other interfaces and features

- Uplink (E0): Ethernet wired network port (RJ-45)
 - Auto-sensing link speed (10/100/1000BASE-T) and MDI/MDIX
 - 802.3 az Energy Efficient Ethernet (EEE)
- Up-/downlink (E1): Ethernet wired network port (RJ-45)
 - Auto-sensing link speed (100/1000/2500BASE-T) and MDI/MDIX
 - 2.5 Gbps speed complies with NBase-T and 802.3 bz specifications
 - 802.3 az Energy Efficient Ethernet (EEE)
- Downlink (E2-E4): Ethernet wired network ports (RJ-45)
 - Auto-sensing link speed (10/100/1000BASE-T) and MDI/MDIX
 - 802.3 az Energy Efficient Ethernet (EEE)
 - E4: PoE-PSE: 802.3af PoE output (15.4W max)
- DC power interface
 - Circular: 48 Vdc (nominal, +/-5%), accepts 1.35 mm/3.5 mm center-positive circular plug with 9.5 mm length
- USB 2.0 host interface (Type A connector)
 - Capable of sourcing up to 1A/5W to an attached device
- Cellular radio module interface (accessible after removing the back cover)
 - Proprietary module interface, intended for 4G and 5G cellular radios
 - Capable of sourcing up to 7W of power to such a module

- Bluetooth Low Energy (BLE5.0) and Zigbee (802.15.4) radio
 - BLE: Up to 3 dBm transmit power (class 1) and -100 dBm receive sensitivity (125 kbps)
 - Zigbee: Up to 3 dBm transmit power and -95 dBm receive sensitivity (250 kbps)
 - Integrated omnidirectional antenna with roughly 30° to 40° downtilt and peak gain of 5.0 dBi
- GNSS L1 (1575.42 MHz) receiver supporting GPS, Galileo, GLONASS, and BeiDou signals
 - Receive sensitivity: -162 dBm (tracking)
 - Integrated omnidirectional antenna with roughly 30° to 40° downtilt and peak gain of 2.7 dBi
- Advanced IoT Coexistence (AIC) allows concurrent operation of multiple radios in the 2.4 GHz band
- Built-in TPM for enhanced security and anti-counterfeiting
- Backlit LCD status display with scroll button
 - AP and cellular module status, firmware versions
 - Key configuration info
 - Interface status (Ethernet, WLAN, USB, cellular)
 - Connected device info
- Visual system status indicator (multicolor LED)
- Serial console interface (proprietary, micro-B USB physical jack)
- Reset button: factory reset, LED mode control (normal/off)
- Kensington security slot
- Automatic thermal shutdown and recovery function

Power sources and power consumption

- The access points are powered using a compatible DC power source
 - The access point ships with a compatible 48V/5W DC power adapter



- Maximum (worst-case) power consumption: 40W
 - Without cellular module and no power drawn from USB or E4 port (PSE): 14.5W
 - Worst-case adder when sourcing 5W to an attached USB device: 5.7W
 - Worst-case adder when sourcing 15.4W to an attached PoE device: 16.0W
 - Worst-case adder when using AP-605CM12 module: 3.8W
- Maximum (worst-case) power consumption in idle mode: 4.9W
 - This assumes no power is supplied to any attached module or device

AP-605CM12 CAT12 LTE cellular module specifications (optional or pre-installed)

- Global support for all major carriers
- High speed CAT12 LTE connectivity:
 - FDD: Max 480 Mbps (DL)/150 Mbps (UL)
 - TDD: Max 430 Mbps (DL)/90 Mbps (UL)

Supported bands

- LTE FDD: B1/B2/B3/B4/B5/B7/B8/B9/B12/B13/B14/B17/B18/B19/B20/B21/B25/B26/B28/B30/B66
- LTE TDD: B38/39/B40/B41
- WCDMA: B1/B2/B3/B4/B5/B8/B9/B19
- Carrier aggregation:
 - DL 2 CA: Inter-band CA/Intra-band CA
 - DL 3 CA: Inter-band CA/Intra-band CA
- Antennas: main and directional, omnidirectional high-gain dipole antennas
- Carrier certifications: Verizon, AT&T, T-Mobile, Sprint, Rogers, TELUS, Vodafone, TIM, Deutsche Telekom, British Telecom, Telefónica, NTT DOCOMO, SoftBank, KDDI, Telstra
- Max (worst-case) power consumption: 3.3W

Mounting details

The access point is intended to be desk mounted; the integrated antennas are optimized for that.

Mechanical specifications

- Dimensions/weight (AP-605R; unit):
 - 225 mm (W) x 150 mm (D) x 40 mm (H)
 - 900g
- Dimensions/weight (AP-605R12; unit, LTE antennas folded):
 - 225 mm (W) x 180 mm (D) x 67 mm (H)
 - 1080g
- Dimensions/weight (AP-605R; shipping):
 - 373 mm (W) x 309 mm (D) x 107 mm (H)
 - 1935g
- Dimensions/weight (AP-605R12; shipping):
 - 373 mm (W) x 309 mm (D) x 107 mm (H)
 - 2110g

Environmental specifications

- Operating conditions
 - Temperature: 0°C to +40°C/+32°F to +104°F
 - Relative humidity: 5% to 95%
 - ETS 300 019 class 3.2 environments
 - The access point is plenum rated for use in air-handling spaces
- Storage conditions
 - Temperature: –25°C to +55°C/+13°F to +131°F
 - Relative humidity: 10% to 100%
 - ETS 300 019 class 1.2 environments
- Transportation conditions
 - Temperature: –40°C to +70°C/–40°F to +158°F
 - Relative humidity: up to 95%
 - ETS 300 019 class 2.3 environments

Reliability

Mean time between failure (MTBF) at +25°C ambient operating temperature:

- AP-605R: -> 697 khrs (80 years)
- AP-605CM12: -> 4.5 Mhrs (514 years)
- AP-605R12: -> 605 khrs (69 years)

Regulatory compliance

- FCC/ISED
- CE Marked
- RED Directive 2014/53/EU
- EMC Directive 2014/30/EU
- Low Voltage Directive 2014/35/EU
- UL/IEC/EN 62368-1
- EN 60601-1-1, EN60601-1-2

For more country-specific regulatory information and approvals, see your HPE representative.

Regulatory model numbers

- AP-605R (all models): -> APINR605
- AP-605CM12 CAT12 LTE module: -> APINCM12

Certifications

- Wi-Fi Alliance (WFA):
 - Wi-Fi Certified a, b, g, n, ac
 - Wi-Fi Certified 6E (ax, 6 GHz)
 - WPA, WPA2, and WPA3 — Enterprise with CNSA option, Personal (SAE), Enhanced Open (OWE)
 - WMM, WMM-PS, Wi-Fi agile multiband
- Bluetooth SIG
- Ethernet Alliance (PoE, PSE device, class 3)

Warranty

HPE Aruba Networking's hardware limited lifetime warranty.

Minimum operating system software versions

HPE Aruba Networking Wireless Operating System 10.5.0.0



Table 3. RF performance table

Band, rate	Maximum transmit power (dBm) per transmit chain	Receiver sensitivity (dBm) per receive chain
2.4 GHz, 802.11b		
1 Mbps	18.0	-95.0
11 Mbps	18.0	-88.0
2.4 GHz, 802.11g		
6 Mbps	18.0	-93.0
54 Mbps	16.0	-75.0
2.4 GHz, 802.11n HT20		
MCS0	18.0	-92.0
MCS7	16.0	-73.0
2.4 GHz, 802.11ax HE20		
MCS0	18.0	-91.0
MCS11	12.0	-61.0
5 GHz, 802.11a		
6 Mbps	18.0	-92.0
54 Mbps	16.0	-74.0
5 GHz, 802.11n HT20/HT40		
MCS0	18.0/18.0	-92.0/-89.0
MCS7	16.0/16.0	-72.0/-69.0
5 GHz, 802.11ac VHT20/VHT40/VHT80		
MCS0	18.0/18.0/18.0	-92.0/-89.0/-86.0
MCS9	14.0/14.0/14.0	-67.0/-64.0/-61.0
5 GHz, 802.11ax HE20/HE40/HE80		
MCS0	18.0/18.0/18.0	-91.0/-89.0/-86.0
MCS11	12.0/12.0/12.0	-61.0/-58.0/-54.0
6 GHz, 802.11ax HE20/HE40/HE80/HE160		
MCS0	18.0/18.0/18.0/18.0	-92.0/-89.0/-86.0/-83.0
MCS11	12.0/12.0/12.0/12.0	-62.0/-59.0/-56.0/-53.0



Antenna patterns

Horizontal planes (top view)

Showing azimuth (0°) patterns (averaged patterns for all applicable antennas)

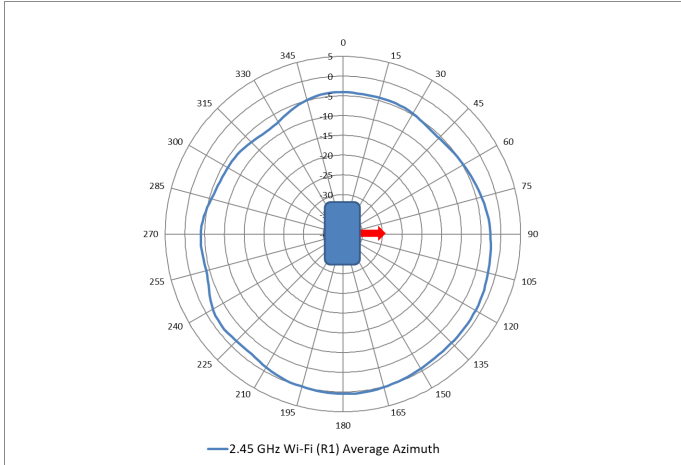


Figure 1. 2.45 GHz Wi-Fi antenna patterns (horizontal) for both 2.4 GHz + 5 GHz mode and 2.4 GHz + 6 GHz mode

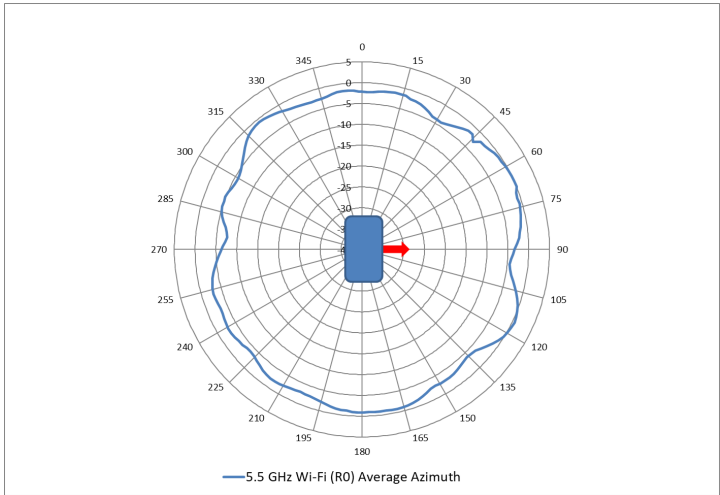


Figure 2. 5.5 GHz Wi-Fi antenna patterns (horizontal)

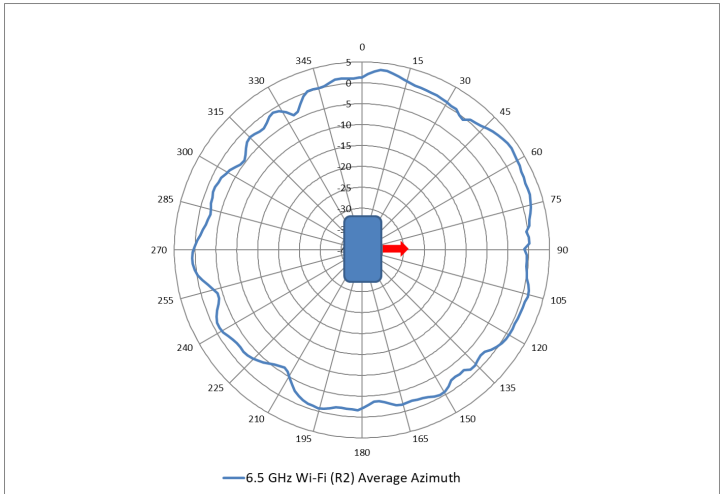


Figure 3. 6.5 GHz Wi-Fi antenna patterns (horizontal)



Antenna patterns

Vertical (elevation) planes (side view, access point facing up)

Showing side view with access point rotated 0° and 90° (averaged patterns for all applicable antennas)

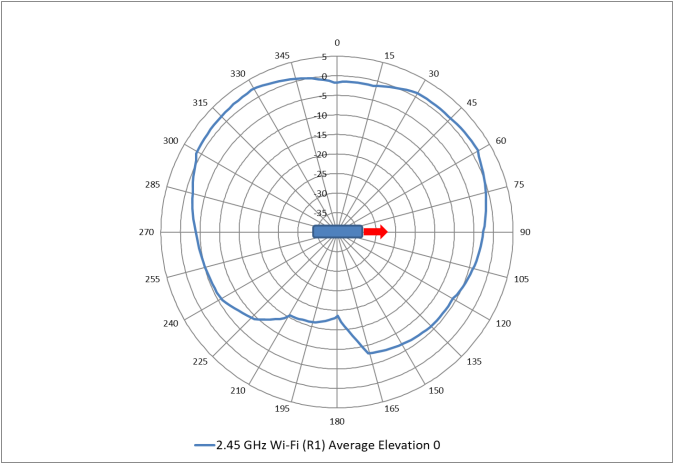


Figure 4. 2.45 GHz Wi-Fi antennas patterns (vertical) for both 2.4 GHz + 5 GHz mode and 2.4 GHz + 6 GHz mode with average elevation 0

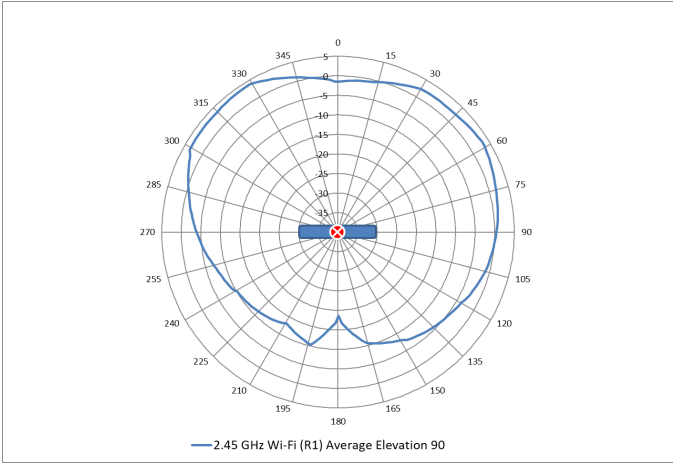


Figure 5. 2.45 GHz Wi-Fi antennas patterns (vertical) for both 2.4 GHz + 5 GHz mode and 2.4 GHz + 6 GHz mode with average elevation 90

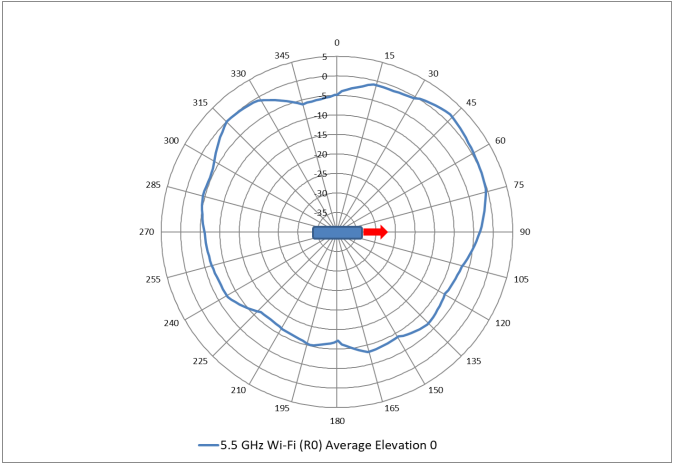


Figure 6. 5.5 GHz Wi-Fi antenna patterns (vertical) with elevation 0

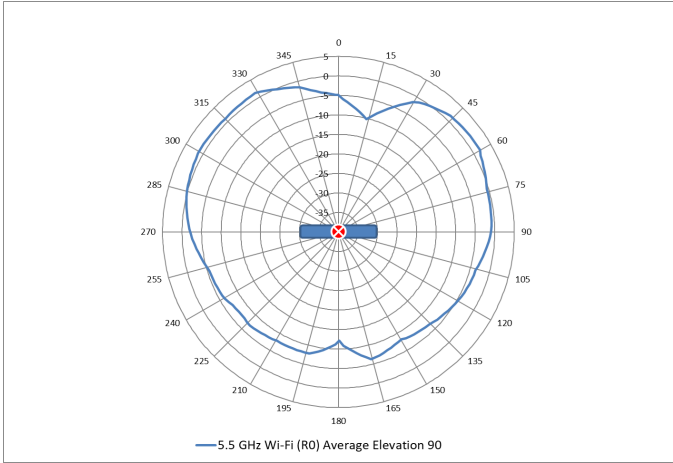


Figure 7. 5.5 GHz Wi-Fi antenna patterns (vertical) with elevation 90

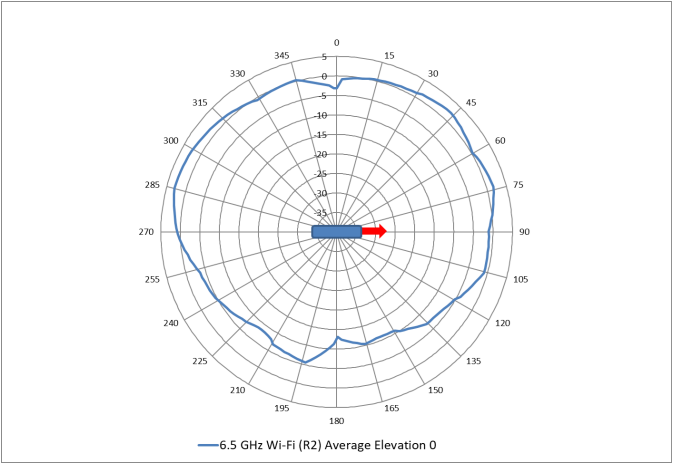


Figure 8. 6.5 GHz Wi-Fi antenna patterns (vertical) with elevation 0

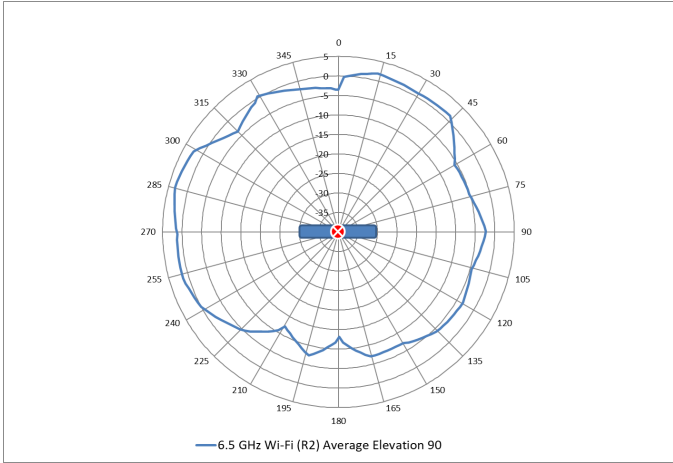


Figure 9. 6.5 GHz Wi-Fi antenna patterns (vertical) with elevation 90




Table 4. Ordering information

Part number	Description
HPE Aruba Networking 600R Series Remote Access Points	
S5E04A	HPE Aruba Networking AP-605R (ID) Dual Radio Tri-band 2x2 802.11ax Wi-Fi 6E Remote Access Point
R8N06A	HPE Aruba Networking AP-605R-EG Dual-radio Tri-band 2x2 Wi-Fi 6E Remote Access Point
R8N07A	HPE Aruba Networking AP-605R-IL Dual-radio Tri-band 2x2 Wi-Fi 6E Remote Access Point
R8N08A	HPE Aruba Networking AP-605R-JP Dual-radio Tri-band 2x2 Wi-Fi 6E Remote Access Point
R8N09A	HPE Aruba Networking AP-605R-RW Dual-radio Tri-band 2x2 Wi-Fi 6E Remote Access Point
R8N10A	HPE Aruba Networking AP-605R-US Dual-radio Tri-band 2x2 Wi-Fi 6E Remote Access Point
HPE Aruba Networking 600R Series Remote Access Points — TAA compliant	
R8N11A	HPE Aruba Networking AP-605R-EGF1 TAA Dual-radio Tri-band 2x2 Wi-Fi 6E Remote Access Point
R8N12A	HPE Aruba Networking AP-605R-ILF1 TAA Dual-radio Tri-band 2x2 Wi-Fi 6E Remote Access Point
R8N13A	HPE Aruba Networking AP-605R-JPF1 TAA Dual-radio Tri-band 2x2 Wi-Fi 6E Remote Access Point
R8N14A	HPE Aruba Networking AP-605R-RWF1 TAA Dual-radio Tri-band 2x2 Wi-Fi 6E Remote Access Point
R8N15A	HPE Aruba Networking AP-605R-USF1 TAA Dual-radio Tri-band 2x2 Wi-Fi 6E Remote Access Point
HPE Aruba Networking 600R series cellular radio module	
R8N34A	HPE Aruba Networking AP-605CM12 CAT12 LTE Cellular Module
HPE Aruba Networking 600R Series Remote Access Points with cellular module preinstalled	
R8N19A	HPE Aruba Networking AP-605R12-EU Dual-radio Tri-band 2x2 Wi-Fi 6E CAT12 LTE Remote AP
R8N20A	HPE Aruba Networking AP-605R12-US Dual-radio Tri-band 2x2 Wi-Fi 6E CAT12 LTE Remote AP
For compatible accessories and spares, see the HPE Aruba Networking 600R series ordering guide	

Learn more at

[HPE Aruba Networking Access Points | HPE](#)

Visit [HPE.com](#)

 Chat now (sales)