

PLEASE READ: IMPORTANT ADAPTATION INFORMATION FOR REGIONS

This datasheet is a WW version and several parts may not be relevant to some markets. It is the responsibility of the local teams to ensure it is thoroughly checked and updated with locally relevant content before it can be used in market. Some areas you need to check are listed below.

PLEASE REMEMBER TO REMOVE THIS PAGE BEFORE YOU RELEASE THE DATASHEET IN MARKET

PART 1: CONTENT LOCALIZATION IN 4 STEPS

STEP 1: Features and specifications

- Please check the following content on both pages and make sure they are available in your market, else please localize:
 1. Features
 2. Specifications
 3. Accessories and corresponding images
 4. Services
- Please update the last section on the second page on which other relevant product categories the customer should look at if they feel the current product does not suit their requirement.

STEP 2: Call-to-action changes

- The toll-free number included on each page is a dummy number. Please customize it to your market.
- Please ensure that all the hyperlinks are appropriately working.

STEP 3: Localize legal footnotes

- We try our best to provide guidance on legal footnotes in the WW version especially on standard footnotes and any product claims being made. But it is not practically possible at a WW level to cover all the guidance that can work across multiple geos. It is the responsibility of the local team to check the legal footnotes on both pages and add/remove footnotes per their local legal requirements.
- If you are making any additional product/feature/customer claims, please make sure you support it with the right legal footnotes within the datasheet.

STEP 4: Alliance compliance

- a. **MANDATORY:** Local MDA approvals: The WW version has been made MDA compliant. However, it is the responsibility of the geo/region/country team adapting the datasheet to ensure it's uploaded again for MDA compliance after localization.
- b. **ALLIANCE FUNDING:** If the datasheet is funded by an alliance partner, please adapt the datasheet to those guidelines. You may choose to remove the Intel logo from both pages if the tactic is not being funded by Intel.

PART 2: SEO COMPLIANCE IN 5 STEPS

Pdfs can get indexed by search engines just like a normal webpage. It's important that we optimize them for search, else they may not rank very high in search results. Or may not get indexed and found at all.

Once you have localized the datasheet content (from PART 1 above) and have the pdf ready, we recommend you follow these simple steps to make this datasheet more SEO-friendly, before you upload the datasheet online. It should take you all of 5 minutes.

You need the full version of Adobe Acrobat (NOT Adobe Reader) to be able to do this. Please request your agency to take care of this.

STEP 1: Is the file name clear and self-explanatory?

If you're changing the file name from what is used for the WW file, then make sure it is not too long and gives an easy indication to the reader what the file is about, eg: **Lenovo IdeaPad D330-10IGM_DS.pdf** is fine, but "Lenovo _Vietnam_Hires_53627_convertible.pdf" is not clear.

STEP 2: Has your file metadata been updated?

Go to File>Document properties>Description and update the fields as below:

File - automatically takes the file name you have chosen

Title - Please use - **Lenovo IdeaPad D330-10IGM**

Author - Lenovo

Subject - Please use - **Laptop Meets Tablet, The Rest is Your Story. 100% Laptop, 100% Tablet.**

Keywords - **Lenovo, IdeaPad, Intel Pentium Silver and Celeron Processor, FHD Display with Touchscreen, Lightweight Tablet, 2-in-1 with 4G LTE, Lightning-quick Mobile Communication Technology, Lenovo Active Pen, Dolby Audio Premium, Intel Integrated Graphics, Inverted Plugged-in.**

Under Additional metadata (if available in your Adobe Acrobat version), update as follows:

Copyright Status: Choose 'Copyrighted'

Copyright Notice: Copyright (c) 2017 by Lenovo Corporation

Copyright Info URL: <http://www.lenovo.com/legal/copytrade.html>

Under Advanced metadata (if available in your Adobe Acrobat version), update as follows:

Language - choose the appropriate language from dropdown list

STEP 3: Is the reading order correct?

- Select Advanced>Accessibility>Add Tags to Document
- Then, select Advanced>Accessibility>Touch Up Reading Order
- The "reading order" of the PDF is displayed. This shows you what content will be displayed first in a search result. If this is not fixed, sometimes even the legal line can get picked up to display in a search result.
- You can use the same 'Touch Up Reading Order' tool to change the reader order.
- Reading order can be fixed as below - **Headline followed by Body copy followed by Why buy section followed by Who buys section.**

STEP 4: Have your pdf elements been tagged correctly?

- Go to File>Document properties>Description
- Run an Accessibility Full Check to look for non-compliance.
- Is the body copy on page 1 tagged as text?
- Is the main product image on page 1 tagged as Image/Figure?
- Add the product name as Alt Text to the main product image.

STEP 5: Pdf size and version

1. Total web page weight should not be much more than 1-2MB. If it is more, then go to Advanced>PDF Optimizer and 'right-size' the document.
2. Then select Preferences>General Settings>Optimize for Fast Web View (this allows the PDF to be "loaded" a page at a time, rather than waiting for the whole PDF to download to be able to read).
3. For datasheets which don't have an animated product image on page 1, save your PDF as version 1.6 (Acrobat 7) or lower.


ideapad D330

LAPTOP MEETS TABLET, THE REST IS YOUR STORY.

100% LAPTOP, 100% TABLET.

A powerful Intel® processor in your 2-in-1 computer means you get the best of both worlds – the full performance of a laptop plus the fun of a tablet in one device. Edit photos in one minute, watch movies the next. Go from spreadsheets to gaming in a flash.

WHY YOU SHOULD BUY THE LENOVO IDEAPAD D330



Computer power, tablet fun

Thanks to Intel® Pentium® Silver and Celeron® processing, you have all the computing power you need—and all the fun and mobility of a lightweight tablet. From multitasking to connecting with friends online and streaming shows or movies, everything's a breeze wherever life takes you.



Enjoy life in the fast lane

In today's always-on digital world, it pays to choose a 2-in-1 with 4G LTE. This lightning-quick mobile communication technology delivers a steadier, more stable connection—resulting in faster on-the-go web browsing experience every time.




Lenovo™



It's a laptop, a tablet, and more

Fully-fledged laptop or feature-rich tablet? Switch seamlessly between the two by detaching the keyboard. This truly versatile 2-in-1 boasts a convenient trackpad, a Lenovo Active Pen, Dolby Audio™ Premium, and a beautiful 10" screen with up to Full-HD display.



Goodbye notepad, hello Lenovo Active Pen

Now, you can sketch, take notes, write, sign, or doodle away—straight onto the screen. With its pin-point accuracy and pressure-sensitive nib, the Lenovo Active Pen delivers a real pen-on-paper experience. Anytime, anywhere.



WWW.LENOVO.COM



ideapad D330

SPECIFICATIONS

Lenovo IdeaPad D330-10IGM*

PERFORMANCE

Processor

Intel® Pentium® N5000 Processor
Intel® Celeron® N4000 Processor

Operating System

Windows 10 S
Windows 10 Pro
Windows 10 Home

Graphics

Intel® Integrated Graphics

Camera

Front : 2M
Rear : 5M¹

Memory

2 GB/4 GB/8 GB LPDDR4

Storage

32 GB/64 GB/128 GB eMMC

Audio

Dolby Audio™ Premium
Single Microphone, Stereo Speaker

Battery²

Up to 13 Hours

DESIGN

Display

10.1" HD (1280 x 800) Touchscreen
10.1" FHD (1920 x 1200) Touchscreen

Dimensions (W x D x H)

Tablet
(mm) : 249 x 178 x 9.5
(inches) : 9.8" x 7.01" x 0.37"

Dock

(mm) : 249 x 186 x 8.5
(inches) : 9.8" x 7.32" x 0.33"

Weight

Tablet (WiFi SKU)
Starting at 1.32 lbs (600 g)

Tablet (LTE SKU)
Starting at 1.34 lbs (610 g)

Dock

Starting at 1.18 lbs (535 g)

Unique Features

LTE¹
Lenovo Active Pen 2 Ready
Tablet Inverted Plugged-in

Colors

Mineral Gray
Bronze

CONNECTIVITY

WLAN

1 x 1 WiFi 802.11 ac
2 x 2 WiFi 802.11 ac

Bluetooth®

Bluetooth® 4.2

Connectors

1 x USB 3.1 Type-C™³
2 x USB 2.0 Type-A (on dock)
microSD™
Nano SIM
Combo Audio

PRELOADED SOFTWARE

Lenovo PC Manager⁴
Garantia Estendida⁵
Lenovo App Explorer⁶
McAfee LiveSafe™⁶
Tangram⁶
LinkedIn⁷
Microsoft Office Centennial⁷
Microsoft Office Centennial JP SKU⁸
Microsoft Office Mobile⁷
Lenovo Antivirus Plus⁴
Windows 10 Mobile Broadband⁴

¹ Optional.

² All battery life claims are approximate and based on test results using the MobileMark® 2014 ver 1.5 battery life benchmark test. Actual results will vary, and depend on numerous factors including product configuration and usage, software, operating conditions, wireless functionality, power management settings, screen brightness and other factors. The maximum capacity of the battery will naturally decrease with time and usage. See <https://bapoccom/products/mobilemark-2014/> for additional details.

³ PD as optional.

⁴ China only.

⁵ For BR service.

⁶ ROW.

⁷ Worldwide (WW).

⁸ Japan only.



LENOVO SERVICES

Warranty Upgrades - On-site / In-Home Service

Maximizes PC uptime and productivity by providing convenient, fast repair services in your own home.

Accidental Damage Protection

Avoid the hassles of unexpected repair costs. Provides coverage for non-warranted damage incurred under normal operating conditions, such as minor spills, drops or damage to the integrated screen.

Warranty Extensions (1-to-3 Years Total Duration)

This fixed-term, fixed-cost service helps accurately budget for PC expenses, protect your valuable investment and potentially lower the cost of ownership over time.


* Example of Lenovo IdeaPad catalogue naming convention



Intel® platform codes

Apollo Lake: IAP, Broadwell: IBD, Braswell: IBR, Broadwell: IBW, Baytrail: IBY, Cannonlake: ICN, Haswell: IHH, Kabylake: IKB, Skylake H: ISH, Skylake: ISK, Skylake U: ISU, Skylake Y: ISY, Skylake Z: ISZ, Gemini Lake: IGM

OPTIONS & ACCESSORIES



Lenovo Active Pen 2



USB-C SSD
256 GB/512 GB/1 TB



Lenovo Ultra Slim Sleeve



WWW.LENOVO.COM

Lenovo reserves the right to alter product offerings and specifications at any time, without notice. Lenovo makes every effort to ensure accuracy of all information but is not liable or responsible for any editorial, photographic or typographic errors. All images are for illustration purposes only. For full Lenovo product, service and warranty specifications visit www.lenovo.com. Lenovo makes no representations or warranties regarding third party products or services. **Trademarks:** The following are trademarks or registered trademarks of Lenovo: Lenovo, the Lenovo logo, IdeaCentre, yoga and yoga logo. Microsoft, Windows and Vista are registered trademarks of Microsoft Corporation. Ultrabook, Celeron, Celeron Inside, Core Inside, Intel, Intel Logo, Intel Atom, Intel Atom Inside, Intel Core, Intel Inside, Intel Inside Logo, Intel vPro, Itanium, Itanium Inside, Pentium, Pentium Inside, vPro Inside, Xeon, Xeon Phi, and Xeon Inside are trademarks of Intel Corporation in the U.S. and/or other countries. Other company, product and service names may be trademarks or service marks of others. Visit www.lenovo.com/lenovo/us/en/safecomp/ periodically for the latest information on safe and effective computing. ©2018 Lenovo. All rights reserved.



Lenovo™