

# INSTALLATION GUIDE

## AXIS T8129 PoE Extender

ENGLISH

FRANÇAIS

DEUTSCH

ITALIANO

ESPAÑOL


## Electromagnetic Compatibility (EMC)

This equipment has been designed and tested to fulfill applicable standards for:

- Radio frequency emission when installed according to the instructions and used in its intended environment.
- Immunity to electrical and electromagnetic phenomena when installed according to the instructions and used in its intended environment.

**USA** – This equipment has been tested using a shielded network cable (STP) and found to comply with the limits for a Class B digital device, pursuant to part 15 of the FCC Rules. These limits are designed to provide reasonable protection against harmful interference in a residential installation. This equipment generates, uses and can radiate radio frequency energy and, if not installed and used in accordance with the instructions, may cause harmful interference to radio communications. However, there is no guarantee that interference will not occur in a particular installation. If this equipment does cause harmful interference to radio or television reception, which can be determined by turning the equipment off and on, the user is encouraged to try to correct the interference by one or more of the following measures:

- Reorient or relocate the receiving antenna.
- Increase the separation between the equipment and receiver.
- Connect the equipment into an outlet on a circuit different from that to which the receiver is connected.
- Consult the dealer or an experienced radio/TV technician for help.

**Europe** –  This digital equipment fulfills the requirements for RF emission according to the Class B limit of EN 55022.

This product fulfills the requirements for immunity according to EN 55024 residential and commercial environments.

**Canada** – This Class B digital apparatus complies with Canadian ICES-003.

**Australia** – This digital equipment fulfills the requirements for RF emission according to the Class B limit of AS/NZS CISPR 22.

**Korea** - 이 기기는 업무용(A급) 전자파적합기기로서 판매자 또는 사용자는 이 점을 주의하시기 바라며, 가정외의 지역에서 사용하는 것을 목적으로 합니다.

**Japan** - この装置は、クラスA 情報技術装置です。この装置を家庭環境で使用すると電波妨害を引き起こすことがあります。この場合には使用者が適切な対策を講ずるよう要求されることがあります。

## Equipment Modifications

This equipment must be installed and used in strict accordance with the instructions given in the user documentation. This equipment contains no user-serviceable components. Unauthorized equipment changes or modifications will invalidate all applicable regulatory certifications and approvals.

## Liability

Every care has been taken in the preparation of this document. Please inform your local Axis office of any inaccuracies or omissions. Axis Communications AB cannot be held responsible for any technical or typographical errors and reserves the right to make changes to the product and documentation without prior notice. Axis Communications AB makes no warranty of any kind with regard to the material contained within this document, including, but not limited to, the implied warranties of merchantability and fitness for a particular purpose. Axis Communications AB shall not be liable nor responsible for incidental or consequential damages in connection with the furnishing, performance or use of this material.

## RoHS

This product complies with both the European RoHS directive, 2002/95/EC, and the Chinese RoHS regulations, ACPEIP.



## WEEE Directive

The European Union has enacted a Directive 2002/96/EC on Waste Electrical and Electronic Equipment (WEEE Directive). This directive is applicable in the European Union member states.



The WEEE marking on this product (see right) or its documentation indicates that the product must not be disposed of together with household waste. To prevent possible harm to human health and/or the environment, the product must be disposed of in an approved and environmentally safe recycling process. For further information on how to dispose of this product correctly, contact the product supplier, or the local authority responsible for waste disposal in your area.

Business users should contact the product supplier for information on how to dispose of this product correctly. This product should not be mixed with other commercial waste. For more information, visit [www.axis.com/techsup/](http://www.axis.com/techsup/).

## Support

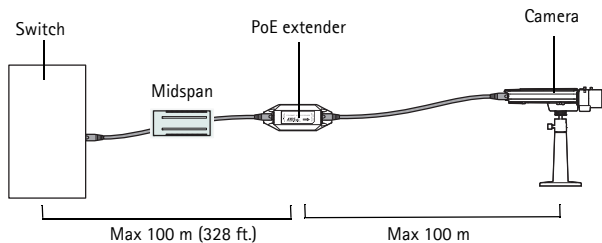
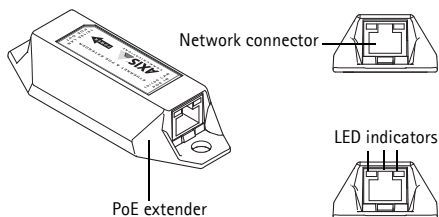
Should you require any technical assistance, please contact your Axis reseller. If your questions cannot be answered immediately, your reseller will forward your queries through the appropriate channels to ensure a rapid response. If you are connected to the Internet, you can:

- download user documentation and software updates
- find answers to resolved problems in the FAQ database. Search by product, category, or phrase
- report problems to Axis support staff by logging in to your private support area
- chat with Axis support staff (selected countries only)
- visit Axis Support at [www.axis.com/techsup/](http://www.axis.com/techsup/)



# AXIS T8129 PoE Extender Installation Guide

## Hardware overview



## Technical Specifications

Item	Specifications
Model	AXIS T8129 PoE Extender
Data rate	10/100 Mbps half/full duplex
Connectors	Shielded RJ-45, EIA 568A and 568B
Network cables	Shielded category 5 (or higher)
Display and indicators	LED indicators are located on the RJ-45 connector Power indicator: PoE enabled (Green) Network indicator: Link/activity (Yellow)
Compliance	IEEE 802.3af, IEEE 802.3at, RoHS, WEEE, CE
Mounting	Wall or shelf
Environment	Indoor
Approvals	FCC part 15, Class B with FTP cabling, EN 55022 Class B (Emissions), EN 55024 (Immunity)
Operating conditions	-10 °C to 50 °C (14 °F to 122 °F) Humidity max. 85% RH (non-condensing)
Storage	-40 °C to 74 °C (-40 °F to 165 °F)
Dimension (HxWxD)	105 x 40 x 22 mm (4.1" x 1.6" x 0.9")
Weight	45 g (1.6 oz.)

## Maximum Distances for Power Sources

Multiple PoE extenders can be connected every 100 meters to obtain greater distances. The actual figures depend on operating conditions. The range is over 24 AWG or heavier Cat-5e or Cat-6 cable except where specified.

Examples for low-power PoE cameras (that are PoE Class 1, or require under 6 watts):

- AXIS M11 Network Camera Series
- AXIS 221 Network Camera
- AXIS M30 Network Camera Series
- AXIS M31-R/-VE Network Camera Series
- AXIS M32 Network Camera Series
- AXIS P33 Network Cameras (indoor models)
- AXIS 212 PTZ/-V Network Camera

PoE Source		
PoE switch or Axis 15 W midspan (802.3at)	PoE+ switch (802.3at)	Axis 30 W midspan (802.3at)
300 m (984 ft.)	400 m (1312 ft.)	400 m (1312 ft.)

Examples for medium power PoE cameras that are PoE Class 1 or 2, or require under 12 watts:

- AXIS M1054 Network Camera
- AXIS P13 Network Cameras (indoor models)
- AXIS Q16 Network Cameras (indoor models)
- AXIS Q1755 Network Camera
- AXIS Q19 Network Camera Series
- AXIS P33 Network Cameras (outdoor models)

PoE Source		
PoE switch or Axis 15 W midspan (802.3at)	PoE+ switch (802.3at)	Axis 30 W midspan (802.3at)
200 m (656 ft.)	200 m (656 ft.)	300 m (984 ft.)



Examples for full power PoE or PoE+ cameras that are PoE 802.3af class 3 that require more than 12 watts, or 802.3at compliant:

- AXIS P13-E Network Cameras
- AXIS Q16-E Network Cameras
- AXIS Q1755-E Network Camera
- AXIS P55 Network Camera Series
- AXIS Q60 Network Cameras (indoor models)

PoE Source		
PoE switch or Axis 15 W midspan (802.3at)	PoE+ switch (802.3at)	Axis 30 W midspan (802.3at)
not applicable	not applicable	200 m (656 ft.)*

Examples for Custom High PoE cameras:

- AXIS Q60-E Network Cameras

PoE Source		
PoE switch or Axis 15 W midspan (802.3at)	PoE+ switch (802.3at)	Axis 30 W midspan (802.3at)
not applicable	not applicable	200 m (656 ft.)* (together with Axis 60 W midspan)

\*use 23AWG or heavier cable (typically Cat 6)

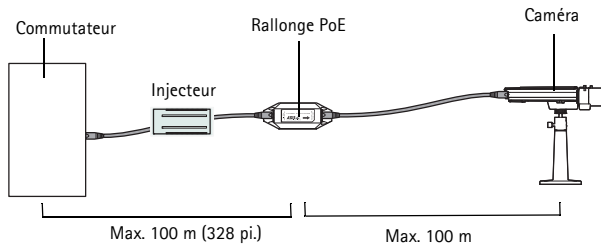
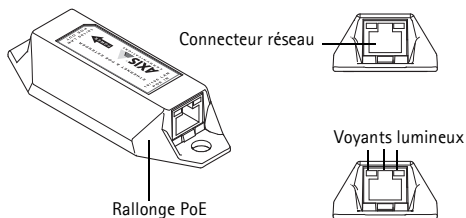
## Warranty

For information about Axis' product warranty and thereto related information, see [www.axis.com/warranty](http://www.axis.com/warranty)

# PoE Extender AXIS T8129

## Guide d'installation

### Vue d'ensemble du matériel



## Caractéristiques techniques

Élément	Caractéristiques
Modèle	PoE Extender AXIS T8129
Débit	10/100 Mb/s duplex intégral ou semi-duplex
Connecteurs	RJ-45 blindé, normes EIA 568A et 568B
Câbles réseau	Blindé catégorie 5 (ou supérieure)
Affichage et indicateurs	Les voyants DEL sont situés sur le connecteur RJ-45 Voyant d'alimentation : PoE activée (Vert) Voyant réseau : lien/activité (jaune)
Conformité	IEEE 802.3af, IEEE 802.3at, RoHS, WEEE, CE
Fixation	Mur ou étagère
Environnement	Intérieur
Approbations	FCC partie 15, classe B avec câble FTP, EN 55022 classe B (Émissions), EN 55024 (Immunité)
Conditions d'utilisation	de -10 °C à 50 °C (de 14 °F à 122 °F) Humidité maximale relative de 85% (sans condensation)
Stockage	de -40 °C à 74 °C (de -40 °F à 165 °F)
Dimension (H x L x P)	105 x 40 x 22 mm (4,1 x 1,6 x 0,9 po)
Poids	45 g

## Distances maximales pour les sources d'alimentation

Plusieurs rallonges PoE peuvent être branchées tous les 100 mètres pour couvrir de plus grandes distances. Les chiffres réels dépendent des conditions d'utilisation. La gamme est supérieure à 24 AWG ou un câble catégorie 5 ou 6 plus lourd, sauf dispositions contraires.

Exemples pour des caméras alimentées par Ethernet (PoE) faible puissance (ce qui correspond à une PoE classe 1 ou requiert moins de 6 watts) :

- Série de caméras réseau AXIS M11
- Caméra réseau AXIS 221
- Série de caméras réseau AXIS M30
- Série de caméras réseau AXIS M31-R/-VE
- Série de caméras réseau AXIS M32
- Caméras réseau AXIS P33 (modèles d'intérieur)
- Caméra réseau AXIS 212 PTZ/-V

Source de PoE		
Commutateur PoE ou injecteur Axis 15 W (802.3at)	Commutateur PoE+ (802.3at)	Injecteur Axis 30 W (802.3at)
300 m (984 pi.)	400 m (1312 pi.)	400 m (1312 pi.)

Exemples pour des caméras alimentées par Ethernet (PoE) moyenne puissance (ce qui correspond à une PoE classe 1 ou 2, ou bien requiert moins de 12 watts):

- Caméra réseau AXIS M1054
- Caméras réseau AXIS P13 (modèles d'intérieur)
- Caméras réseau AXIS Q16 (modèles d'intérieur)
- Caméra réseau AXIS Q1755
- Série de caméras réseau AXIS Q19
- Caméras réseau AXIS P33 (modèles d'extérieur)

Source de PoE		
Commutateur PoE ou injecteur Axis 15 W (802.3at)	Commutateur PoE+ (802.3at)	Injecteur Axis 30 W (802.3at)
200 m (656 pi.)	200 m (656 pi.)	300 m (984 pi.)

Exemples pour les caméras pleine puissance PoE ou PoE+ qui correspondent à une PoE 802.3af classe 3 qui requiert plus de 12 watts, ou est conforme à la norme 802.3at :

- Caméras réseau AXIS P13-E
- Caméras réseau AXIS Q16-E
- Caméra réseau AXIS Q1755-E
- Série de caméras réseau AXIS P55
- Caméras réseau AXIS Q60 (modèles d'intérieur)

Source de PoE		
Commutateur PoE ou injecteur Axis 15 W (802.3at)	Commutateur PoE+ (802.3at)	Injecteur Axis 30 W (802.3at)
non applicable	non applicable	200 m (656 pi.)*

Exemples pour les caméras à PoE élevée personnalisée :

- Caméras réseau AXIS Q60-E

Source de PoE		
Commutateur PoE ou injecteur Axis 15 W (802.3at)	Commutateur PoE+ (802.3at)	Injecteur Axis 30 W (802.3at)
non applicable	non applicable	200 m (656 pi.)* (avec l'injecteur Axis 60 W)

\*utiliser un câble de 23 AWG ou plus lourd (habituellement de catégorie 6)

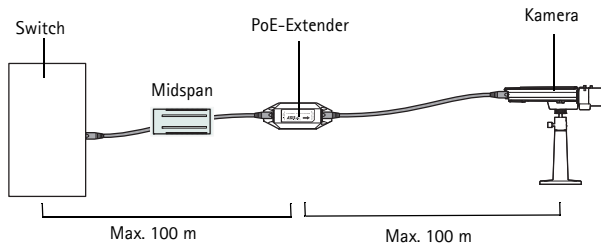
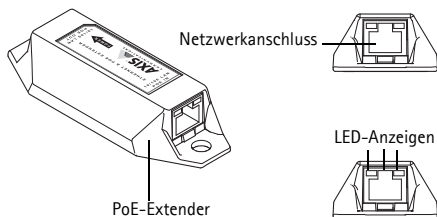
## Garantie

Pour plus d'informations sur la garantie des produits Axis et des informations générales relatives à celle-ci de consulter le site [www.axis.com/warranty](http://www.axis.com/warranty)



# AXIS T8129 PoE-Extender Installationsanleitung

## Hardwareübersicht



## Technische Daten

Element	Technische Daten
Modell	AXIS T8129 PoE-Extender
Datenrate	10/100 Mbit/s Halb-/Voll duplex
Anschlüsse	Abgeschirmtes RJ-45, EIA 568A und 568B
Netzwerkkabel	Abgeschirmtes Kabel der Kategorie 5 (oder höher)
Display und Anzeigen	LED-Anzeigen befinden sich auf dem RJ-45-Anschluss Betriebsanzeige: PoE aktiviert (grün) Netzwerkanzeige: Verbindung/Aktivität (gelb)
Konformität	IEEE 802.3af, IEEE 802.3at, RoHS, WEEE, CE
Montage	Wand oder Regal
Umgebung	Innenbereich
Zulassungen	FCC Teil 15, Klasse B mit FTP-Kabel, EN 55022 Klasse B (Strahlung), EN 55024 (Störfestigkeit)
Betriebsbedingungen	-10 °C bis 50 °C Relative Luftfeuchtigkeit max. 85 % (nicht kondensierend)
Lagerung	-40 °C bis 74 °C
Abmessungen (HxBxT)	105 x 40 x 22 mm
Gewicht	45 g

## Maximale Entfernungen für Stromquellen

Mehrere PoE-Extender können alle 100 Meter verbunden werden, um größere Entfernungen abzudecken. Die genauen Werte hängen von den Betriebsbedingungen ab. Die Reichweite beträgt, soweit nicht anders angegeben, über 24 AWG bei schwereren Cat-5e- oder Cat-6-Kabeln.

Beispiele für PoE-Kameras mit niedrigem Stromverbrauch (PoE-Klasse 1 oder unter 6 Watt Verbrauch):

- AXIS M11 Netzwerk-Kamera-Serie
- AXIS 221 Netzwerk-Kamera
- AXIS M30 Netzwerk-Kamera-Serie
- AXIS M31-R/-VE Netzwerk-Kamera-Serie
- AXIS M32 Netzwerk-Kamera-Serie
- AXIS P33 Netzwerk-Kameras (Modelle für Innenbereich)
- AXIS 212 PTZ/-V Netzwerk-Kamera

PoE-Quelle		
PoE-Switch oder Axis 15 W Midspan (802.3at)	PoE+ Switch (802.3at)	Axis 30 W Midspan (802.3at)
300 m	400 m	400 m

Beispiele für PoE-Kameras der PoE-Klasse 1 oder 2 bzw. mit einem Verbrauch von unter 12 Watt:

- AXIS M1054 Netzwerk-Kamera
- AXIS P13 Netzwerk-Kameras (Modelle für Innenbereich)
- AXIS Q16 Netzwerk-Kameras (Modelle für Innenbereich)
- AXIS Q1755 Netzwerk-Kamera
- AXIS Q19 Netzwerk-Kamera-Serie
- AXIS P33 Netzwerk-Kameras (Modelle für Außenbereich)

PoE-Quelle		
PoE-Switch oder Axis 15 W Midspan (802.3at)	PoE+ Switch (802.3at)	Axis 30 W Midspan (802.3at)
200 m	200 m	300 m

Beispiele für PoE- oder PoE+-Kameras mit voller Leistung, die PoE 802.3af-Klasse 3 entsprechen und mehr als 12 Watt verbrauchen oder 802.3at-kompatibel sind:

- AXIS P13-E Netzwerk-Kameras
- AXIS Q16-E-Netzwerk-Kameras
- AXIS Q1755-E Netzwerk-Kamera
- AXIS P55 Netzwerk-Kamera-Serie
- AXIS Q60 Netzwerk-Kameras (Modelle für Innenbereich)

PoE-Quelle		
PoE-Switch oder Axis 15 W Midspan (802.3at)	PoE+ Switch (802.3at)	Axis 30 W Midspan (802.3at)
nicht zutreffend	nicht zutreffend	200 m*

Beispiele für individuell angepasste High PoE-Kameras:

- AXIS Q60-E-Netzwerk-Kameras

PoE-Quelle		
PoE-Switch oder Axis 15 W Midspan (802.3at)	PoE+ Switch (802.3at)	Axis 30 W Midspan (802.3at)
nicht zutreffend	nicht zutreffend	200 m* (zusammen mit Axis 60 W Midspan)

\*23 AWG oder schwereres Kabel verwenden (normalerweise Cat 6)

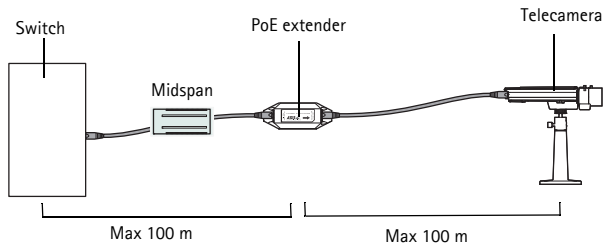
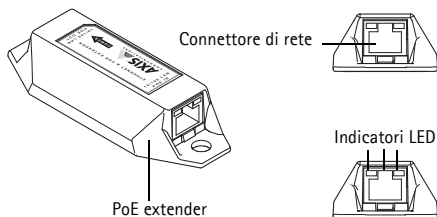
## Garantie

Die Garantiebedingungen für Axis Produkte sowie weitere Informationen zum Thema Garantie finden Sie unter [www.axis.com/warranty](http://www.axis.com/warranty)

# AXIS T8129 PoE Extender

## Guida all'installazione

### Panoramica dell'hardware



## Specifiche tecniche

Elemento	Dati tecnici
Modello	AXIS T8129 PoE Extender
Velocità di trasmissione dati	10/100 Mbps half/full duplex
Connettori	RJ-45, EIA 568A e 568B schermati
Cavi di rete	Categoria 5 (o superiore) schermati
Display e indicatori	Gli indicatori LED sono posti sul connettore RJ-45 Indicatore alimentazione: abilitato per PoE (Verde) Indicatore rete: Collegamento/attività (Giallo)
Conformità	IEEE 802.3af, IEEE 802.3at, RoHS, WEEE, CE
Montaggio	A parete o scaffale
Ambiente	Per interni
Approvazioni	FCC parte 15, Classe B con cablaggio FTP, EN 55022 Classe B (Emissioni), EN 55024 (Immunità)
Condizioni operative	Da -10 °C a 50 °C Max umidità relativa 85% (senza condensa)
Condizioni a magazzino	Da -40 °C a 74 °C
Dimensioni (HxLxP)	105 x 40 x 22 mm
Peso	45 g



## Distanze massime per alimentazioni

Più extender PoE possono essere collegati ogni 100 metri per coprire grandi distanze. I dati effettivi dipendono dalle condizioni operative. Le distanze si intendono per cavo 24 AWG, Cat-5e o Cat-6, o di sezione maggiore, eccetto dove sia specificato.

Esempi di telecamere PoE a bassa potenza (PoE Classe 1 o che richiedono meno di 6 watt):

- Telecamere di rete serie AXIS M11
- Telecamera di rete AXIS 221
- Telecamere di rete serie AXIS M30
- Telecamere di rete serie AXIS M31-R/-VE
- Telecamere di rete serie AXIS M32
- Telecamere di rete AXIS P33 (modelli per interni)
- Telecamere di rete AXIS 212 PTZ/-V

Fonte PoE		
Switch PoE o Axis 15 W midspan (802.3at)	Switch PoE+ (802.3at)	Axis 30 W midspan (802.3at)
300 m	400 m	400 m

Esempi di telecamere PoE a media potenza che usano PoE Classe 1 o 2 o richiedono meno di 12 watt:

- Telecamere di rete AXIS M1054
- Telecamere di rete AXIS P13 (modelli per interni)
- Telecamere di rete AXIS Q16 (modelli per interni)
- Telecamera di rete AXIS Q1755
- Telecamere di rete serie AXIS Q19
- Telecamere di rete AXIS P33 (modelli per esterno)

Fonte PoE		
Switch PoE o Axis 15 W midspan (802.3at)	Switch PoE+ (802.3at)	Axis 30 W midspan (802.3at)
200 m	200 m	300 m

Esempi di telecamere PoE o PoE+ full power che usano PoE 802.3af classe 3, che richiedono più di 12 watt o che sono conformi allo standard 802.3at:

- Telecamere di rete AXIS P13-E
- Telecamere di rete AXIS Q16-E
- Telecamera di rete AXIS Q1755-E
- Telecamere di rete serie AXIS P55
- Telecamere di rete AXIS Q60 (modelli per interni)

Fonte PoE		
Switch PoE o Axis 15 W midspan (802.3at)	Switch PoE+ (802.3at)	Axis 30 W midspan (802.3at)
non applicabile	non applicabile	200 m*

Esempi di telecamere High PoE personalizzabili:

- Telecamere di rete AXIS Q60-E

Fonte PoE		
Switch PoE o Axis 15 W midspan (802.3at)	Switch PoE+ (802.3at)	Axis 30 W midspan (802.3at)
non applicabile	non applicabile	200 m* (insieme ad Axis 60 W midspan)

\*usare un cavo 23 AWG o di sezione maggiore (generalmente Cat 6)

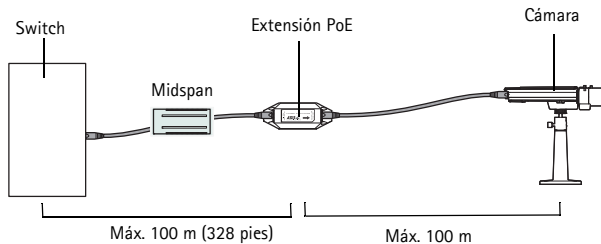
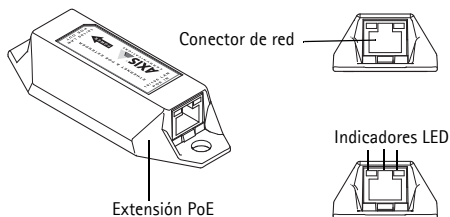
**Garanzia**

Per informazioni relative alla garanzia del prodotto AXIS ed ogni altra ulteriore informazione correlata, di consultare la pagina [www.axis.com/warranty](http://www.axis.com/warranty)

# Extensión PoE AXIS T8129

## Guía de instalación

### Presentación del hardware



## Especificaciones técnicas

Artículo	Especificaciones
Modelo	Extensión PoE AXIS T8129
Velocidad de datos	10/100 Mbps semidúplex/dúplex completo
Conectores	RJ-45 blindados, EIA 568A y 568B
Cables de red	Blindado categoría 5 (o superior)
Pantalla e indicadores	Los indicadores LED están situados en el conector RJ-45 Indicador de alimentación: habilitado para PoE (verde) Indicador de red: Enlace/actividad (amarillo)
Cumplimiento normativo	IEEE 802.3af, IEEE 802.3at, RoHS, WEEE, CE
Montaje	Pared o estante
Entorno	Para interiores
Homologaciones	FCC sección 15, Clase B con cableado FTP, EN 55022 Clase B (emisiones), EN 55024 (inmunidad)
Condiciones de funcionamiento	De -10 °C a 50 °C (de 14 °F a 122 °F) Humedad relativa: 85% como máximo (sin condensación)
Almacenamiento	De -40 °C a 74 °C (de -40 °F a 165 °F)
Dimensiones (Alt. x Anch. x Prof.)	105 x 40 x 22 mm (4,1" x 1,6" x 0,9")
Peso	45 g (1,6 onzas)

## Distancias máximas para las fuentes de alimentación

Se pueden conectar varias extensiones PoE cada 100 metros para alcanzar mayores distancias. Las cifras reales dependen de las condiciones de funcionamiento. El rango es superior a 24 AWG o cable Cat-5e o Cat-6 más pesado salvo donde se especifique.

Ejemplos de cámaras PoE de baja potencia (que son PoE Clase 1 o requieren menos de 6 vatios):

- Serie de cámaras de red AXIS M11
- Cámara de red AXIS 221
- Serie de cámaras de red AXIS M30
- Serie de cámaras de red AXIS M31-R/-VE
- Serie de cámaras de red AXIS M32
- Cámaras de red AXIS P3343 (modelos para interiores)
- Cámara de red AXIS 212 PTZ/-V

Fuente de PoE		
Switch PoE o Midspan Axis de 15 vatios (802.3at)	Switch PoE+ (802.3at)	Midspan Axis de 30 vatios (802.3at)
300 m (984 pies)	400 m (1.312 pies)	400 m (1.312 pies)

Ejemplos de cámaras PoE de media potencia, que son PoE Clase 1 o 2 o requieren menos de 12 vatios:

- Cámara de red AXIS M1054
- Cámaras de red AXIS P13 (modelos para interiores)
- Cámaras de red AXIS Q16 (modelos para interiores)
- Cámara de red AXIS Q1755
- Serie de cámaras de red AXIS Q19
- Cámaras de red AXIS P3343 (modelos para exteriores)

Fuente de PoE		
Switch PoE o Midspan Axis de 15 vatios (802.3at)	Switch PoE+ (802.3at)	Midspan Axis de 30 vatios (802.3at)
200 m (656 pies)	200 m (656 pies)	300 m (984 pies)



Ejemplos de cámaras PoE o PoE+ de potencia total, que son PoE 802.3af de clase 3 que requieren más de 12 vatios o compatibles con 802.3at:

- Cámara de red AXIS P13-E
- Cámaras de red AXIS Q16-E
- Cámara de red AXIS Q1755-E
- Serie de cámaras de red AXIS P55
- Cámaras de red AXIS Q60 (modelos para interiores)

Fuente de PoE		
Switch PoE o Midspan Axis de 15 vatios (802.3at)	Switch PoE+ (802.3at)	Midspan Axis de 30 vatios (802.3at)
no aplicable	no aplicable	200 m (656 pies)*

Ejemplos de cámaras High PoE personalizadas:

- Cámaras de red AXIS Q60-E

Fuente de PoE		
Switch PoE o Midspan Axis de 15 vatios (802.3at)	Switch PoE+ (802.3at)	Midspan Axis de 30 vatios (802.3at)
no aplicable	no aplicable	200 m (656 pies)* (junto con Midspan Axis de 60 vatios)

\*utilice cable de 23 AWG o más pesado (normalmente, Cat 6)

## Garantía

Para información sobre la garantía de productos Axis e información relacionada, consulte [www.axis.com/warranty](http://www.axis.com/warranty)



Installation Guide

AXIS T8129 PoE Extender

© Axis Communications AB, 2012

Ver.1.1

Printed: October 2012

Part No. 49328