

Intel® Server Board S5520UR
Intel® Server Board S5520URT
Intel® Server System SR1600UR
Intel® Server System SR1600URHS
Intel® Server System SR1625UR
Intel® Server System SR1625URSAS
Intel® Server System SR2600URBRP
Intel® Server System SR2600URLX
Intel® Server System SR2600URSATA
Intel® Server System SR2625URBRP
Intel® Server System SR2625URLX
Intel® Server System SR2625URLXT

Spares/Accessories List and Configuration Guide

A reference guide to assist customers in ordering the necessary components to configure the Intel® Server Board S5520UR and the appropriate 1U and 2U Intel Rack Mount Server Systems



Rev 2.2

April 2010

Enterprise Platforms and Services Marketing

Revision History

November`08 – Rev0.9 – Updated for production board and systems.

February`09 - Rev 1.0 – Ready for open books .

March`09 – Rev 1.01 – Updated with images of Spares and Accessories.

March`09 – Rev 1.02 – SR1600URNA MM# updated.

April`09 – Rev 1.03 – Pictures updated, MM# for ASR2600LXFANS corrected.

April`09 – Rev 1.1 – Management SW section added.

April`09 – Rev 1.2 – LCP SKU added

June`09 – Rev 1.3 – Riser and 10G module added. Pictures added

September`09 – Rev 1.4 – SR2600URSATA added. Pictures added

October`09 – Rev 1.5 – VMware vSphere* Virtualization Software added.

November`09 – Rev 1.6 – Update the MM# of AXXIBQDRIOMOD.

December`09 – Rev 1.7 – Update the new products with Intel® 5520 C2 stepping chipset.

January`10 – Rev 1.8 – Added TPM SKU. Updated MM# for AXXSATADVROM

March`10 – Rev 1.9 – Updated description for AXXROMBSASMR

March`10 – Rev 2.0 –Added FSR2500BRPFAN, Updated S5520URT MOQ

April`10 – Rev 2.1 –Added spares: FSR2600SASBP and FSR26XXPDB and FSR2600FP

April`10 – Rev 2.2 –Updated images of Spares and Accessories

INFORMATION IN THIS DOCUMENT IS PROVIDED IN CONNECTION WITH INTEL® PRODUCTS. NO LICENSE, EXPRESS OR IMPLIED, BY ESTOPPEL OR OTHERWISE, TO ANY INTELLECTUAL PROPERTY RIGHTS IS GRANTED BY THIS DOCUMENT. EXCEPT AS PROVIDED IN INTEL'S TERMS AND CONDITIONS OF SALE FOR SUCH PRODUCTS, INTEL ASSUMES NO LIABILITY WHATSOEVER, AND INTEL DISCLAIMS ANY EXPRESS OR IMPLIED WARRANTY, RELATING TO SALE AND/OR USE OF INTEL PRODUCTS INCLUDING LIABILITY OR WARRANTIES RELATING TO FITNESS FOR A PARTICULAR PURPOSE, MERCHANTABILITY, OR INFRINGEMENT OF ANY PATENT, COPYRIGHT OR OTHER INTELLECTUAL PROPERTY RIGHT.

Intel products are not intended for use in medical, life saving, life sustaining applications. Intel may make changes to specifications and product descriptions at any time, without notice.

Intel server boards, server chassis, and processors may contain design defects or errors known as errata, which may cause the product to deviate from published specifications. Current characterized errata are available on request.

Intel, Intel Xeon, Pentium, and the Intel logo are trademarks or registered trademarks of Intel Corporation or its subsidiaries in the United States and other countries.

*Other names and brands may be claimed as the property of others.

Copyright © 2010, Intel Corporation

Table of Contents:

1. SYSTEM PRODUCT ORDER CODES	5
1.1 PRODUCT DESCRIPTIONS – OVERVIEW	5
1.2 BOARD AND SYSTEM PRODUCT ORDER CODES	5
2. SPARES AND ACCESSORIES ORDER CODES	20
2.1 I/O MODULES.....	20
2.2 SR2600 AND/OR SR2625 FLEX BAY KITS	21
2.3 BEZELS	22
2.4 SYSTEM SPARES AND ACCESSORIES	22
2.5 POWER SUB-SYSTEM SPARES AND ACCESSORIES.....	26
2.6 CONTROL PANEL SPARES AND ACCESSORIES.....	27
2.7 RISER SPARES AND ACCESSORIES.....	28
2.8 RAILS AND MOUNTING OPTIONS	29
2.9 CHASSIS AND ELECTRICAL SPARES KITS	30
3. INTEL® SYSTEM MANAGEMENT SOFTWARE	32
3.1 PRODUCT DESCRIPTIONS – OVERVIEW	32
3.2 INTEL® SYSTEM MANAGEMENT SOFTWARE – (UPGRADE SKUs).....	32
4. VMWARE VSPHERE* VIRTUALIZATION SOFTWARE CONFIGURATION GUIDE FOR VSPHERE* SKUS	34
4.1 PRODUCT DESCRIPTIONS – OVERVIEW	34
4.2 VMWARE VSPHERE* AND VCENTER* SERVER SKUS	34

1. System Product Order Codes

1.1 Product Descriptions – Overview

Product based on the Intel® Server Board S5520UR will be offered in two methods at production:

1. **Intel® Server Systems (Integrated SKUs).** Customer orders an integrated system. All systems – except SR1600URHS – are complete and ready to use with installation of CPUs and memory. Except SR1600URHS – systems do not require additional components.




All systems do not include Processors, DDR3 main memory, hard drives, and other customer configuration items



2. **10 Pack Server Board SS5520UR.** Intended for customers utilizing 3rd party chassis or for customers requiring spare boards.


* Chassis will not be offered separately.


1.2 Board and System Product Order Codes


Not included in systems: Processors, DDR3 main memory, hard drives, and other customer configuration items are not included in below SKUs.



Image	Product Code MM UPC	Description	Minimum Order Quantity
	BB5520UR 901085 735858206587	Intel Server Board S5520UR (shipped in bulk pack of 10)	10
	S5520URT 904767 735858214100	Intel Server Board S5520URT	1
	SR1600UR 900983 735858206723	Intel Server System SR1600UR fixed configuration. Includes: <ul style="list-style-type: none"> • Intel Server Board S5520UR • Intel Server Chassis SR1600 • Cabled front panel (no video port) • 3 3.5" fixed HDD sleds, pre routed sata cables. • 5 non-redundant non-hotswap dual-rotor fans • 1 full height riser with PCI Express 2.0 x16 slot • 1 fixed high-efficient 600W power supply 	1


		<ul style="list-style-type: none"> • Fan-board • SATA and power cables to connect 3 HDDs • 7 DIMM blanks • 2 processor heatsinks • 2 chassis front handles in the box (ears) <p>For complete list of accessories – please reference section 2.</p>	
	SR1600URNA 901125 NA	Same as SR1600UR but with North American power cord.	1
	SR1600URHS 900985 735858206730	<p>Intel Server System SR1600URHS Hot-Swap configuration. Includes:</p> <ul style="list-style-type: none"> • Intel Server Board S5520UR • Intel Server Chassis SR1600 • Standard control panel • 3 3.5" HDD carriers • NO backplane • Bridge board • 5 non-redundant non-hotswap dual-rotor fans • 1 full height riser with PCI Express 2.0 x16 slot • 1 fixed high-efficient 600W power supply • 7 DIMM blanks • 2 processor heatsinks • 2 chassis front handles in the box (ears) <p>Does not include backplane.</p> <p>*NOTE: System Backplane must be ordered separately to complete system.</p> <p>Required accessory (choose one of two options): To obtain <u>SAS/SATA HotSwap functionality</u> – order Active Backplane – ASR1500SASBP (offers onboard SAS controller with SW RAID support). To obtain <u>SATA HotSwap functionality</u> – order ASR1500PASBP, which allows cabled pass-through connection from motherboard or add-in controller.</p> <p>For complete list of accessories – please reference section 2.</p>	1
	SR1600URHSNA 901126 NA	Same as SR1600URHS but with North American power cord.	1
	SR1625UR 900986 735858206747	<p>Intel Server System SR1625UR passive configuration. Includes:</p> <ul style="list-style-type: none"> • Intel Server Board S5520UR • Intel Server Chassis SR1625 • Mini control panel • 6 of 2.5" HDD carriers (and filler in bays 7&8) • 5 redundant non-hotswap fans • 1 full height full length riser with PCI Express 2.0 x16 slot • Passive (pass-through, no SAS controller) SATA 	1



		<p>Midplane, cabled to SATA ports on motherboard . SAS drives can be supported by adding discreet SAS controller.</p> <ul style="list-style-type: none"> • Backplane with proprietary cable-less connection to Midplane, supporting 8 hot-swap SAS/SATA drives. Discrete SAS controller must be added to system to support SAS drives. • Bridge board • 7 DIMM blanks • 2 processor heatsinks • 1 hot-swap and redundant capable high-efficient 650W power supply. • 2 chassis front handles in the box (ears) <p>Key Optional accessories: To enable redundant power supply feature – order additional power supply ASR1625PS To add SW Raid5 support – order AXXRAKSW5 key To add HW raid functionality: need to install add-in PCI HW Raid controller, which must be cabled to Passive Midplane Alternatively, Passive Midplane may be replaced with Active (FALSASMP2) To add support for 8 SAS/SATA drives by add-in controller – order additional 2.5" HDD drive carriers (available in 10 pack FXX25HDDCAR). To add Standard Control Panel - order ASR1625FP *Note: Only one control panel (Mini, Standard, or Local) can be used in a system at a time *Note: Standard CP, LCP and two additional drives are installed in the same bay, and can not be installed at the same time</p> <p>For complete list of accessories – please reference section 2</p>	
	SR1625URNA 901132 NA	Same as above but with North American power cord	1
	SR1625URSAS 900987 735858206754	<p>Intel Server System SR1625UR active configuration. Includes:</p> <ul style="list-style-type: none"> • Intel Server Board S5520UR • Intel Server Chassis SR1625 • Mini control panel • 6 2.5" HDD carriers (and filler in slots 7&8) • 5 redundant non-hotswap fans • 1 full height full length riser with PCI Express 2.0 x16 slot, • Active cable-less Midplane2 board with 8-port LSI 1078 SAS controller upgradeable to HW RAID mode • Backplane with proprietary cable-less connection to Midplane, supporting 8 hot-swap SAS/SATA drives. • Bridge board • 7 DIMM blanks • 2 processor heatsinks • 1 hot-swap and redundant capable high-efficient 650W power supply • 2 chassis front handles in the box (ears) 	1



		<p>Key Optional Accessories:</p> <p>To enable redundant power supply feature – order additional power supply (ASR1625PS)</p> <p>To upgrade to full-featured HW RAID on Active Midplane2: order Raid key (AXXRAKSAS2) , minidimm (AXXMINIDIMM512). RAID cache battery backup is optional (AXXRSBBU3).</p> <p>To add support for 8 drives by SAS controller on Active Midplane2– order two additional 2.5" HDD drive carriers (FXX25HDDCAR).</p> <p>To add Standard Control Panel - order ASR1625FP.</p> <p>*Note: Only one control panel (Mini or Standard) can be used in a system at a time.</p> <p>*Note: Standard CP, LCP and the two right most drives (7&8) are installed in the same bay, and can not be installed at the same time.</p> <p>For complete list of accessories – please reference section 2.</p>	
	<p>SR1625URSASNA 901136 NA</p>	<p>Same as above but with North American power cord</p>	
	<p>SR2600URBRP 901093 735858206761</p>	<p>Intel Server System SR2600UR system in base-passive configuration. Includes:</p> <ul style="list-style-type: none"> • Intel Server Board S5520UR • Intel Server Chassis SR2600 • Standard control panel • 5 3.5" HDD carriers • 3 fixed, non redundant fans • Tape drive bay filler • 1 riser with three full-height PCI Express 2.0 x8 wired slots (one x16 and two x8 connectors), • Passive (pass-through, no SAS controller) SATA Midplane, cabled to SATA ports on motherboard . SAS drives can be supported by adding discreet SAS controller. • Backplane with proprietary cable-less connection to Midplane, supporting up to 6 hot-swap SAS/SATA drives. Discrete SAS controller must be added to system to support SAS drives. • Bridge board • 7 DIMM blanks • 2 processor heatsinks • 1 hot-swap and redundant capable high-efficient 750W power supply • 2 chassis front handles in the box (ears) <p>Note(1): To enable SAS drives - add-in SAS adapter is required. SATA drives can be used in out of the box system.</p> <p>Key Optional accessories:</p> <p>To enable power supply redundancy – order AXX750WPS</p> <p>To upgrade cooling system to redundant– order ASR2600LXFANS.</p> <p>To add support for 6th hot-swap 3.5 inch drive – order ASR2500SIXDRV</p> <p>To change PCI expansion slots – included riser must be</p>	<p>1</p>


		<p>replaced with ASR26XXFHLPR or ASR26XXFHXR</p> <p>To add support for SATA Tape Drive – order ASR2500SATAPE</p> <p>*NOTE: ASR2500SIXDRV and ASR2500SATAPE are installed in the same bay and can not be installed at the same time.</p> <p>For complete list of accessories – please reference section 2.</p>	
	SR2600URBRPNA 901187 NA	Same as above but with North American power cord	1
	SR2600URLX 900988 735858206778	<p>Intel Server System SR2600UR in active-SAS configuration. Includes:</p> <ul style="list-style-type: none"> • Intel Server Board S5520UR • Intel Server Chassis SR2600 • Standard control panel • 5 3.5" HDD carriers • 6 redundant and hot-swap fans • Tape drive bay filler • 1 active butterfly riser with 5 PCI Express 2.0 x8 wired slots (1 full-height x16 connectors, 2 full-height x8 connector and 2 low-profile x8 connectors) • Active cable-less Midplane2 board with 8-port LSI 1078 SAS controller upgradeable to HW RAID mode • Backplane with proprietary cable-less connection to Midplane, supporting up to 6 hot-swap SAS/SATA drives. • Bridge board • 7 DIMM blanks • 2 processor heatsinks • 1 hot-swap and redundant capable high-efficient 750W power supply • 2 chassis front handles in the box (ears) <p>Key Optional Accessories:</p> <p>To enable power supply redundancy – order AXX750WPS</p> <p>To upgrade to full-featured HW RAID on Active Midplane2: order Raid key (AXXRAKSAS2) , minidimm (AXXMINIDIMM512). RAID cache battery backup is optional (AXXRSBBU3).</p> <p>To add PCI-X support – included riser must be replaced with ASR26XXFHXR</p> <p>To add support for 6th hot-swap 3.5 inch drive – order ASR2500SIXDRV</p> <p>To add support for SATA Tape Drive – order ASR2500SATAPE</p> <p>*NOTE: ASR2500SIXDRV and ASR2500SATAPE are installed in the same bay and can not be installed at the same time.</p> <p>For complete list of accessories – please reference section 2.</p>	1
	SR2600URLXNA 901131 NA	Same as above but with North American power cord	



	<p>SR2600URSATA 904560 735858 212649</p>	<p>Integrated Intel Server System SR2600URSATA Includes:</p> <ul style="list-style-type: none"> • Intel Server Board S5520UR • Intel Server Chassis SR2600 • Standard control panel • 5 3.5" HDD carriers • 6 redundant and hot-swap fans • Tape drive bay filler • 1 active butterfly riser with 5 PCI Express 2.0 x8 wired slots (1 full-height x16 connectors, 2 full-height x8 connector and 2 low-profile x8 connectors) • Passive (pass-through, no SAS controller) SATA Midplane, cabled to SATA ports on motherboard . SAS drives can be supported by adding discreet SAS controller. • Backplane with proprietary cable-less connection to Midplane, supporting up to 6 hot-swap SAS/SATA drives. • Bridge board • 7 DIMM blanks • 2 processor heatsinks • 2 hot-swap and redundant capable high-efficient 750W power supply • 2 chassis front handles in the box (ears) <p>Key Optional Accessories: To add PCI-X support – included riser must be replaced with ASR26XXFHXR To add support for 6th hot-swap 3.5 inch drive – order ASR2500SIXDRV To add support for SATA Tape Drive – order ASR2500SATAPE</p> <p>*NOTE: ASR2500SIXDRV and ASR2500SATAPE are installed in the same bay and can not be installed at the same time.</p> <p>For complete list of accessories – please reference section 2.</p>	<p>1</p>
	<p>SR2600URSATANA 903802 NA</p>	<p>Same as above but with North American power cord</p>	<p>1</p>
	<p>SR2625URBRP 900989 735858206785</p>	<p>Intel Server System SR2625UR in base-passive configuration. Includes:</p> <ul style="list-style-type: none"> • Intel Server Board S5520UR • Intel Server Chassis SR2625 • Standard control panel • 6 2.5" HDD carriers (and filler in slots 7&8) • 3 fixed, non redundant fans • Tape drive bay filler • 1 full-height riser with three PCI Express 2.0 x8 wired slots (one x16 connector and two x8 connectors) • Passive (pass-through, no SAS controller) SATA Midplane, cabled to SATA ports on motherboard . SAS drives can be supported by adding discreet SAS controller. • Backplane with proprietary cable-less connection to Midplane, supporting 8 hot-swap SAS/SATA drives. 	<p>1</p>


		<p>Discrete SAS controller must be added to system to support SAS drives.</p> <ul style="list-style-type: none"> • Bridge board • 7 DIMM blanks • 2 processor heatsinks • 1 hot-swap and redundant capable high-efficient 750W power supply • 2 chassis front handles in the box (ears) <p>Note(1): To enable SAS drives - add-in SAS adapter is required. SATA drives can be used in out of the box system.</p> <p>Key Optional Accessories: To enable power supply redundancy – order AXX750WPS To add or change PCI expansion slots – included riser must be replaced with ASR26XXFHLPR or ASR26XXFHXR To add support for SATA Tape Drive – order ASR2500SATAPE</p> <p>For complete list of accessories – please reference section 2.</p>	
	SR2625URBRPNA 901141 NA	Same as above but with North American power cord	1
	SR2625URLX 900990 735858206792	<p>Intel Server System SR2625UR system in SAS configuration. Includes:</p> <ul style="list-style-type: none"> • Intel Server Board S5520UR • Intel Server Chassis SR2625 • Standard control panel • 8 2.5" HDD carriers • 6 redundant and hot-swap fans • Tape drive bay filler • 1 active butterfly riser with five PCI Express 2.0 x8 wired slots (1 full-height x16 connectors, 2 full-height x8 connector and 2 low-profile x8 connectors) • Active cable-less Midplane2 board with 8-port LSI 1078 SAS controller, upgradeable to HW RAID mode • Bridge board • Backplane with proprietary cable-less connection to Midplane, supporting 8 hot-swap SAS/SATA drives. • 7 DIMM blanks • 2 processor heatsinks • 1 hot-swap and redundant capable high-efficient 750W power supply • 2 chassis front handles in the box (ears) <p>Key Optional Accessories: To enable power supply redundancy – order AXX750WPS To upgrade to full-reatured HW RAID on Active Midplane2: order Raid key (AXXRAKSAS2) , minidimm (AXXMINIDIMM512). RAID cache battery backup is optional (AXXRSBBU3). To add PCI-X support – included riser must be replaced with ASR26XXFHXR To add support for SATA Tape Drive – order ASR2500SATAPE</p>	1


		For complete list of accessories – please reference section 2.	
	SR2625URLXNA 901129 NA	Same as above but with North American power cord	1
	SR2625URLXT 904769 NA	<p>Intel Server System SR2625UR system in SAS configuration. Includes:</p> <ul style="list-style-type: none"> • Intel Server Board S5520URT with Intel® 5520 C2 stepping chipset. • Intel Server Chassis SR2625 • Standard control panel • 8 2.5" HDD carriers • 6 redundant and hot-swap fans • Tape drive bay filler • 1 active butterfly riser with five PCI Express 2.0 x8 wired slots (1 full-height x16 connectors, 2 full-height x8 connector and 2 low-profile x8 connectors) • Active cable-less Midplane2 board with 8-port LSI 1078 SAS controller, upgradeable to HW RAID mode • Bridge board • Backplane with proprietary cable-less connection to Midplane, supporting 8 hot-swap SAS/SATA drives. • 7 DIMM blanks • 2 processor heatsinks • 1 hot-swap and redundant capable high-efficient 750W power supply • 2 chassis front handles in the box (ears) <p>Key Optional Accessories:</p> <p>To enable power supply redundancy – order AXX750WPS</p> <p>To upgrade to full-featured HW RAID on Active Midplane2: order Raid key (AXXRAKSAS2) , minidimm (AXXMINIDIMM512). RAID cache battery backup is optional (AXXRSBBU3).</p> <p>To add PCI-X support – included riser must be replaced with ASR26XXFHXR</p> <p>To add support for SATA Tape Drive – order ASR2500SATAPE</p> <p>For complete list of accessories – please reference section 2.</p>	1
	SR2625URLXTNA 903803 NA	Same as above but with North American power cord	1
	BB5520URR 905485 735858213493	Intel Server Board S5520UR with Intel® 5520 C2 stepping chipset. (shipped in bulk pack of 10)	10



	<p>SR1600URR 905662 735858213509</p>	<p>Intel Server System SR1600URR fixed configuration. Includes:</p> <ul style="list-style-type: none"> • Intel Server Board S5520UR with Intel® 5520 C2 stepping chipset. • Intel Server Chassis SR1600 • Cabled front panel (no video port) • 3 3.5" fixed HDD sleds, pre routed sata cables. • 5 non-redundant non-hotswap dual-rotor fans • 1 full height riser with PCI Express 2.0 x16 slot • 1 fixed high-efficient 600W power supply • Fan-board • SATA and power cables to connect 3 HDDs • 7 DIMM blanks • 2 processor heatsinks • 2 chassis front handles in the box (ears) <p>For complete list of accessories – please reference section 2.</p>	<p>1</p>
	<p>SR1600URRNA 905018 NA</p>	<p>Same as SR1600URR but with North American power cord.</p>	<p>1</p>
	<p>SR1600URHSR 905663 735858213516</p>	<p>Intel Server System SR1600URHSR Hot-Swap configuration. Includes:</p> <ul style="list-style-type: none"> • Intel Server Board S5520UR with Intel® 5520 C2 stepping chipset. • Intel Server Chassis SR1600 • Standard control panel • 3 3.5" HDD carriers • NO backplane • Bridge board • 5 non-redundant non-hotswap dual-rotor fans • 1 full height riser with PCI Express 2.0 x16 slot • 1 fixed high-efficient 600W power supply • 7 DIMM blanks • 2 processor heatsinks • 2 chassis front handles in the box (ears) <p>Does not include backplane. *NOTE: System Backplane must be ordered separately to complete system.</p> <p>Required accessory (choose one of two options): To obtain <u>SAS/SATA HotSwap functionality</u> – order Active Backplane – ASR1500SASBP (offers onboard SAS controller with SW RAID support). To obtain <u>SATA HotSwap functionality</u> – order ASR1500PASBP, which allows cabled pass-through connection from motherboard or add-in controller.</p> <p>For complete list of accessories – please reference section 2.</p>	<p>1</p>

	SR1600URHSR 905165 NA	Same as SR1600URHSR but with North American power cord.	1
	SR1625URR 905664 735858213523	<p>Intel Server System SR1625URR passive configuration. Includes:</p> <ul style="list-style-type: none"> • Intel Server Board S5520UR with Intel® 5520 C2 stepping chipset. • Intel Server Chassis SR1625 • Mini control panel • 6 of 2.5" HDD carriers (and filler in bays 7&8) • 5 redundant non-hotswap fans • 1 full height full length riser with PCI Express 2.0 x16 slot • Passive (pass-through, no SAS controller) SATA Midplane, cabled to SATA ports on motherboard . SAS drives can be supported by adding discreet SAS controller. • Backplane with proprietary cable-less connection to Midplane, supporting 8 hot-swap SAS/SATA drives. Discrete SAS controller must be added to system to support SAS drives. • Bridge board • 7 DIMM blanks • 2 processor heatsinks • 1 hot-swap and redundant capable high-efficient 650W power supply. • 2 chassis front handles in the box (ears) <p>Key Optional accessories:</p> <p>To enable redundant power supply feature – order additional power supply ASR1625PS</p> <p>To add SW Raid5 support – order AXXRAKSW5 key</p> <p>To add HW raid functionality: need to install add-in PCI HW Raid controller, which must be cabled to Passive Midplane Alternatively, Passive Midplane may be replaced with Active (FALSASMP2)</p> <p>To add support for 8 SAS/SATA drives by add-in controller – order additional 2.5" HDD drive carriers (available in 10 pack FXX25HDDCAR).</p> <p>To add Standard Control Panel - order ASR1625FP</p> <p>*Note: Only one control panel (Mini, Standard, or Local) can be used in a system at a time</p> <p>*Note: Standard CP, LCP and two additional drives are installed in the same bay, and can not be installed at the same time</p> <p>For complete list of accessories – please reference section 2</p>	1
	SR1625URRNA 905166 NA	Same as above but with North American power cord	1

	<p>SR1625URSASR 905665 735858213530</p>	<p>Intel Server System SR1625URR active configuration. Includes:</p> <ul style="list-style-type: none"> • Intel Server Board S5520UR with Intel® 5520 C2 stepping chipset. • Intel Server Chassis SR1625 • Mini control panel • 6 2.5" HDD carriers (and filler in slots 7&8) • 5 redundant non-hotswap fans • 1 full height full length riser with PCI Express 2.0 x16 slot, • Active cable-less Midplane2 board with 8-port LSI 1078 SAS controller upgradeable to HW RAID mode • Backplane with proprietary cable-less connection to Midplane, supporting 8 hot-swap SAS/SATA drives. • Bridge board • 7 DIMM blanks • 2 processor heatsinks • 1 hot-swap and redundant capable high-efficient 650W power supply • 2 chassis front handles in the box (ears) <p>Key Optional Accessories: To enable redundant power supply feature – order additional power supply (ASR1625PS) To upgrade to full-featured HW RAID on Active Midplane2: order Raid key (AXXRAKSAS2) , minidimm (AXXMINIDIMM512). RAID cache battery backup is optional (AXXRSBBU3). To add support for 8 drives by SAS controller on Active Midplane2– order two additional 2.5" HDD drive carriers (FXX25HDDCAR). To add Standard Control Panel - order ASR1625FP. *Note: Only one control panel (Mini or Standard) can be used in a system at a time. *Note: Standard CP, LCP and the two right most drives (7&8) are installed in the same bay, and can not be installed at the same time.</p> <p>For complete list of accessories – please reference section 2.</p>	<p>1</p>
	<p>SR1625URSASRNA 905167 NA</p>	<p>Same as above but with North American power cord</p>	
	<p>SR2600URBRPR 905666 735858213547</p>	<p>Intel Server System SR2600URR system in base-passive configuration. Includes:</p> <ul style="list-style-type: none"> • Intel Server Board S5520UR with Intel® 5520 C2 stepping chipset. • Intel Server Chassis SR2600 • Standard control panel • 5 3.5" HDD carriers • 3 fixed, non redundant fans • Tape drive bay filler • 1 riser with three full-height PCI Express 2.0 x8 wired slots (one x16 and two x8 connectors), • Passive (pass-through, no SAS controller) SATA Midplane, cabled to SATA ports on motherboard . SAS drives can be supported by adding discreet SAS 	<p>1</p>

		<p>controller.</p> <ul style="list-style-type: none"> • Backplane with proprietary cable-less connection to Midplane, supporting up to 6 hot-swap SAS/SATA drives. Discrete SAS controller must be added to system to support SAS drives. • Bridge board • 7 DIMM blanks • 2 processor heatsinks • 1 hot-swap and redundant capable high-efficient 750W power supply • 2 chassis front handles in the box (ears) <p>Note(1): To enable SAS drives - add-in SAS adapter is required. SATA drives can be used in out of the box system.</p> <p>Key Optional accessories: To enable power supply redundancy – order AXX750WPS To upgrade cooling system to redundant– order ASR2600LXFANS. To add support for 6th hot-swap 3.5 inch drive – order ASR2500SIXDRV To change PCI expansion slots – included riser must be replaced with ASR26XXFHLPR or ASR26XXFHXR To add support for SATA Tape Drive – order ASR2500SATAPE *NOTE: ASR2500SIXDRV and ASR2500SATAPE are installed in the same bay and can not be installed at the same time.</p> <p>For complete list of accessories – please reference section 2.</p>	
	SR2600URBRPRNA 905488 NA	Same as above but with North American power cord	1
	SR2600URLXR 905667 735858213554	<p>Intel Server System SR2600URR in active-SAS configuration. Includes:</p> <ul style="list-style-type: none"> • Intel Server Board S5520UR R • Intel Server Chassis SR2600 • Standard control panel • 5 3.5" HDD carriers • 6 redundant and hot-swap fans • Tape drive bay filler • 1 active butterfly riser with 5 PCI Express 2.0 x8 wired slots (1 full-height x16 connectors, 2 full-height x8 connector and 2 low-profile x8 connectors) • Active cable-less Midplane2 board with 8-port LSI 1078 SAS controller upgradeable to HW RAID mode • Backplane with proprietary cable-less connection to Midplane, supporting up to 6 hot-swap SAS/SATA drives. • Bridge board • 7 DIMM blanks • 2 processor heatsinks • 1 hot-swap and redundant capable high-efficient 750W power supply • 2 chassis front handles in the box (ears) 	1






		<p>Key Optional Accessories:</p> <p>To upgrade to full-featured HW RAID on Active Midplane2: order Raid key (AXXRAKSAS2) , minidimm (AXXMINIDIMM512). RAID cache battery backup is optional (AXXRSBBU3).</p> <p>To add PCI-X support – included riser must be replaced with ASR26XXFHXR</p> <p>To add support for 6th hot-swap 3.5 inch drive – order ASR2500SIXDRV</p> <p>To add support for SATA Tape Drive – order ASR2500SATAPE</p> <p>*NOTE: ASR2500SIXDRV and ASR2500SATAPE are installed in the same bay and can not be installed at the same time.</p> <p>For complete list of accessories – please reference section 2.</p>	
	<p>SR2600URLXRNA 905742 NA</p>	<p>Same as above but with North American power cord</p>	
	<p>SR2600URSATAR 905671 735858213592</p>	<p>Integrated Intel Server System SR2600URSATAR Includes:</p> <ul style="list-style-type: none"> • Intel Server Board S5520UR with Intel® 5520 C2 stepping chipset. • Intel Server Chassis SR2600 • Standard control panel • 5 3.5" HDD carriers • 6 redundant and hot-swap fans • Tape drive bay filler • 1 active butterfly riser with 5 PCI Express 2.0 x8 wired slots (1 full-height x16 connectors, 2 full-height x8 connector and 2 low-profile x8 connectors) • Passive (pass-through, no SAS controller) SATA Midplane, cabled to SATA ports on motherboard . SAS drives can be supported by adding discreet SAS controller. • Backplane with proprietary cable-less connection to Midplane, supporting up to 6 hot-swap SAS/SATA drives. • Bridge board • 7 DIMM blanks • 2 processor heatsinks • 2 hot-swap and redundant capable high-efficient 750W power supply • 2 chassis front handles in the box (ears) <p>Key Optional Accessories:</p> <p>To add PCI-X support – included riser must be replaced with ASR26XXFHXR</p> <p>To add support for 6th hot-swap 3.5 inch drive – order ASR2500SIXDRV</p> <p>To add support for SATA Tape Drive – order ASR2500SATAPE</p> <p>*NOTE: ASR2500SIXDRV and ASR2500SATAPE are installed in the same bay and can not be installed at the same time.</p> <p>For complete list of accessories – please reference section 2.</p>	<p>1</p>




	SR2600URSATARNA 905745 NA	Same as above but with North American power cord	1
	SR2625URBRPR 905668 735858213561	<p>Intel Server System SR2625URR in base-passive configuration. Includes:</p> <ul style="list-style-type: none"> • Intel Server Board S5520UR with Intel® 5520 C2 stepping chipset. • Intel Server Chassis SR2625 • Standard control panel • 6 2.5" HDD carriers (and filler in slots 7&8) • 3 fixed, non redundant fans • Tape drive bay filler • 1 full-height riser with three PCI Express 2.0 x8 wired slots (one x16 connector and two x8 connectors) • Passive (pass-through, no SAS controller) SATA Midplane, cabled to SATA ports on motherboard . SAS drives can be supported by adding discreet SAS controller. • Backplane with proprietary cable-less connection to Midplane, supporting 8 hot-swap SAS/SATA drives. Discrete SAS controller must be added to system to support SAS drives. • Bridge board • 7 DIMM blanks • 2 processor heatsinks • 1 hot-swap and redundant capable high-efficient 750W power supply • 2 chassis front handles in the box (ears) <p>Note(1): To enable SAS drives - add-in SAS adapter is required. SATA drives can be used in out of the box system.</p> <p>Key Optional Accessories: To enable power supply redundancy – order AXX750WPS To add or change PCI expansion slots – included riser must be replaced with ASR26XXFHLPR or ASR26XXFHXR To add support for SATA Tape Drive – order ASR2500SATAPE</p> <p>For complete list of accessories – please reference section 2.</p>	1
	SR2625URBRPRNA 905743 NA	Same as above but with North American power cord	1
	SR2625URLXR 905669 735858213578	<p>Intel Server System SR2625URR system in SAS configuration. Includes:</p> <ul style="list-style-type: none"> • Intel Server Board S5520UR with Intel® 5520 C2 stepping chipset. • Intel Server Chassis SR2625 • Standard control panel • 8 2.5" HDD carriers • 6 redundant and hot-swap fans • Tape drive bay filler • 1 active butterfly riser with five PCI Express 2.0 x8 wired slots (1 full-height x16 connectors, 2 full-height x8 connector and 2 low-profile x8 connectors) • Active cable-less Midplane2 board with 8-port LSI 	1

		<p>1078 SAS controller, upgradeable to HW RAID mode</p> <ul style="list-style-type: none"> • Bridge board • Backplane with proprietary cable-less connection to Midplane, supporting 8 hot-swap SAS/SATA drives. • 7 DIMM blanks • 2 processor heatsinks • 1 hot-swap and redundant capable high-efficient 750W power supply • 2 chassis front handles in the box (ears) <p>Key Optional Accessories: To enable power supply redundancy – order AXX750WPS To upgrade to full-featured HW RAID on Active Midplane2: order Raid key (AXXRAKSAS2) , minidimm (AXXMINIDIMM512). RAID cache battery backup is optional (AXXRSBBU3). To add PCI-X support – included riser must be replaced with ASR26XXFHXR To add support for SATA Tape Drive – order ASR2500SATAPE</p> <p>For complete list of accessories – please reference section 2.</p>	
	SR2625URLXRNA 905744 NA	Same as above but with North American power cord	1



2. Spares and Accessories Order Codes


2.1 I/O Modules

Image	Product Code MM UPC	Description	Minimum Order Quantity
	<p>AXX10GBIOMOD 900962 735858206525</p>	<p>10GbE I/O module Dual port CX4 connector, based on Intel 82598 EB controller. Compatible with S5520UR and S5500WB boards only.</p>	<p>1</p>
	<p>AXX4GBIOMOD2 901359 735858206532</p>	<p>Quad port GbE I/O module, based on Intel 82576 controller. RJ-45 connectors. Compatible with S5520UR and S5500WB boards only.</p>	<p>1</p>
	<p>AXXIBQDRIOMOD 902559 735858212601</p>	<p>Single port QDR speed InfiniBand I/O Module. CX4 powered connector. MT25408A0-FCC-QIS Controller. Compatible with S5520UR boards only.</p>	<p>1</p>
	<p>AXX4SASMOD 900946 735858206372</p>	<p>Internal 4-port SAS module, based on LSI* 1064e controller, with Embedded RAID support. (primarily targeted at non-Intel chassis) Compatible with S5520UR, S5500WB, S5520HC, S5520SC boards only. Not compatible with Intel rack server chassis.</p>	<p>1</p>
	<p>AXXROMBSASMR 901641 735858208017</p>	<p>Internal 4-port SAS module, based on LSI* 1078e controller. Provides 4 port full featured SAS/SATA RAID 0,1,5, 6 and striping capability for spans 10, 50, 60. (primarily targeted at non-Intel chassis) Compatible with S5520UR, S5500WB, S5520HC, S5520SC, SR2612UR and SR1690WB. Not compatible with SR1600UR, SR1625UR, SR2600UR and SR2625UR due to mechanical limitations.</p>	<p>1</p>


	AXXSASIOMOD 902300 735858184786	External 4-port SAS expansion module. Compatible with Intel Server Boards S5520UR, S5000PALR and S5400SF.	
	AXXIBIOMOD 881891 735858185219	InfiniBand I/O Expansion Module, SDR speed. Compatible with Intel Server Boards S5520UR, S5000PALR and S5400SF.	1
	AXXGBIOMOD 880518 735858184779	Dual Port Gigabit Ethernet I/O Expansion Module. Based on Intel 82571EB GbE controller. Compatible with Intel Server Boards S5520UR, S5500WB, S5000PALR and S5400SF.	1

2.2 SR2600 and/or SR2625 Flex Bay Kits


Image	Product Code MM UPC	Description	Minimum Order Quantity
	ASR2500SATAPE 881260 735858184069	SR2625/SR2600 SATA Tape Drive Mounting Kit, includes short & long SATA cables, power cable, screws, tray. (also compatible with SR2500 system)	1
	ASR26XXFXDRV 903534 735858210287	SR2600/2625 Fixed drive kit Kit is installed in tape drive bay sled and holds two cabled 2.5" drives. SSD and SATA drives will be validated. No SAS drives will be validated as they need special cabling.	1


	<p>ASR2500SIXDRV 902045 735858184076</p>	<p>SR2600 only 6th SAS/SATA HDD Kit (also compatible with SR2500 system, updated with filler panel not shown in picture)</p>	<p>1</p>
---	--	---	----------







2.3 Bezels








Image	Product Code MM UPC	Description	Minimum Order Quantity
 <p>* ADRBEZBLACK shown.</p>	<p>ADWBEZBLACK 865064 735858169110</p>	<p>SR1600/1500/1400 Black Bezel for standard control panel.</p>	<p>1</p>
	<p>ADRBEZBLACK 857675 735858165129</p>	<p>SR2600/2625/2500 Black Bezel for standard control panel.</p>	<p>1</p>
	<p>ASR1550MINBEZ 879211 735858183895</p>	<p>SR1625/1550 Black Bezel for use with Mini Control Panel.</p>	<p>1</p>
	<p>ADWLCDBEZEL 882435 735858164993</p>	<p>SR1600/1400/1500 Black Bezel with cutout for Intel Local Control Panel (LCD). Note: requires Intel Local Control Panel.</p>	<p>1</p>
	<p>ADRLCDBEZEL 857586 735858165082</p>	<p>SR2600/2625/2500/2400 Black Bezel with cutout for Intel Local Control Panel (LCD). Note: requires Intel Local Control Panel.</p>	<p>1</p>
	<p>ASR1550LCDBEZ 879209 735858183901</p>	<p>SR1625/1550 Black Bezel for use with Local Control Panel. Note: requires Intel Local Control Panel.</p>	<p>1</p>
	<p>ASR1550BEZ 879406 735858183888</p>	<p>SR1625/1550 Black Bezel for use with Standard control panel. Note: requires Standard Control Panel.</p>	<p>1</p>



2.4 System Spares and Accessories

Image	Product Code MM UPC	Description	Minimum Order Quantity
	<p>AXXRMM3 900961 735858206570</p>	<p>Remote management module 3 kit (includes module, standard and Intel chassis specific mounting brackets, long and short cables)</p>	<p>1</p>


	<p>AXXRAKSAS2 891290 735858194730</p>	<p>Intel® RAID Activation Key for FALSASMP2 Note: enabling RAID capability also requires mini DIMM (AXXMINIDIMM512) (Reused from SR1500/SR2500 system)</p>	<p>5</p>
	<p>AXXRAKSW5 878958 735858181860</p>	<p>Intel® RAID Activation Key AXXRAKSW5 enables SATA Host-based RAID 5</p>	<p>5</p>
	<p>AXXMINIDIMM512 897046 735858202015</p>	<p>512 MB Mini DIMM registered DDR-2 for use with FALSASMP2</p>	<p>5</p>
	<p>AXXRSBBU3 900954 735858181853</p>	<p>Intel® RAID Smart Battery Backup module for use with Intel® Integrated Server RAID</p>	<p>5</p>
	<p>AXXRJ45DB92 903041 735858155212</p>	<p>RJ45 To DB9 Cable (Also compatible with SR1500/2500 system) (Old MM# 881944)</p>	<p>1</p>
	<p>AXXSATADVDR0M 906872 735858197663</p>	<p>Slimline SATA DVDROM Device</p>	<p>1</p>
	<p>AXXSATADVDRW0M 898051 (pending update to 898292) 735858197670</p>	<p>Slim SATA DVD+/-RW ROM Accessory</p>	<p>1</p>

	<p>AXXUSBFLOPPY 881267 735858183260</p>	<p>SR1600/2600 USB Floppy Device Accessory (not compatible with SR1625/2625))</p>	<p>1</p>
	<p>FPWRCABLENA 879287 735858181129</p>	<p>North American Power Cord Spare</p>	<p>1</p>
	<p>ASR1500PASBP 902485 735858183758</p>	<p>SR1600/SR1500 (1U) Hotswap Passive SAS/SATA Backplane Kit . Compatible with either SAS or SATA 3.5" hard drives. Kit contents include the following: Hot swap backplane with pass-through capabilities for either onboard SATA ports or a SAS/SATA add-in card, Enclosure management cable, 3 SAS/SATA cables (pre-kitted and length matched to the SATA ports on the server board)</p>	<p>1</p>
	<p>ASR1500SASBP 903510 735858183741</p>	<p>SR1600/SR1500 (1U) Hotswap SAS Backplane Kit. Compatible with either SAS or SATA 3.5" hard drives. Kit includes: Backplane with SAS controller, USB cable (to front panel).</p>	<p>1</p>
	<p>FSR2600SASBP 908020</p>	<p>SR2600 (2U) Hotswap SAS Backplane Kit. Compatible with either SAS or SATA 3.5" hard drives.</p>	<p>1</p>
	<p>FSR2600LXFAN 901087 735858206679</p>	<p>SR2600/2625UR LX hot swap redundant fan spare kit. Contains 3 fans (1 x 60mm, 2 x 80mm). Notes: Not compatible with BRP SKU fans.</p>	<p>1</p>

	<p>ASR2600LXFANS 901078 735858206464</p>	<p>SR2600BRP/SR2625BRP Redundant fan upgrade kit. Contains 6 fans, fan structure, cable set.</p>	<p>1</p>
	<p>FSR2500BRPFAN 882057 00735858184038</p>	<p>SR2600/SR2625 BRP Non-redundant fan spare kit - Contains two fans, one of each type (1 x 60mm, 1 x 80mm) - Not compatible with SR2600/SR2625 LX SKU fans.</p>	<p>1</p>
	<p>FXX1UFAN 881101 735858184243</p>	<p>SR1600/SR1625/SR1500/SR1550 Fan spare kit. Contains one 56mm fan with short cable, and one 56mm fan with long cable.</p>	<p>1</p>
	<p>FURBRIDGE 901088 735858206709</p>	<p>Bridge Board Spare</p>	<p>30</p>
	<p>FALSASMP2 892611 735858198110</p>	<p>SR1625/2600/2625UR SAS Midplane-2 with optional Intel® Integrated Server RAID (support RAID 6). 8 port SAS controller with optional HW RAID upgrade. Note RAID requires new RAID activation key (MM# 891290) and new RAID mini DIMM (cache) each sold separately (MM# 897046).</p>	<p>1</p>
	<p>FALPASMP 901687 735858183826</p>	<p>SR1625/2600/2625UR Passive Midplane Compatible with either SAS or SATA hard drives. Kit contents include the following: Passive mid-plane with pass-through capabilities for either onboard SATA ports or a SAS/SATA add-in card, Enclosure management cable, Note: SATA drive cables are not included.</p>	<p>1</p>
	<p>FSR26XXPDB 908021</p>	<p>SR2600/2625UR 750W Power Distribution Board</p>	<p>1</p>




	FXX10DVCARBLK 880265 735858181938	3.5" Hot Swap HDD Carrier Spare (compatible with prior generations)	10
	FXX25HDDCAR 881681 735858183932	SR1625/2625UR 2.5" HDD carrier spare kit	10
	AXX25DRVADPTR 904083 735858211567	2.5" Hard Disk Drive Carrier Kit, include ten 2.5" drive carriers and installation guide. The 2.5" HDD carrier is for installing 2.5" SAS, SATA, or SSD into 3.5" hot-swap hard disk drive bay. See compatible Intel® chassis and systems at: http://www.intel.com/support/motherboards/server/sb/CS-030726.htm	10
	BXSTS100P 904092 735858205146	Spare passive thermal solution for 1U, 2U rack servers and compute modules.	1



2.5 Power Sub-system Spares and Accessories

Image	Product Code MM UPC	Description	Minimum Order Quantity
	ASR1625PS 901016 735858206433	SR1625UR 650W Hot-Swap power supply module	1




	<p>AXX750WPS 901681 735858206501</p>	<p>SR2600/2625UR 750W Hot-Swap Power Supply Module</p>	<p>1</p>
	<p>FSR1600PS 901086 735858206617</p>	<p>SR1600UR 600W fixed power supply spare module</p>	<p>1</p>



2.6 Control Panel Spares and Accessories

Image	Product Code MM UPC	Description	Minimum Order Quantity
	<p>ASR1625LCP 901013 735858206426</p>	<p>SR1625 LCP Accessory Kit</p>	<p>1</p>
	<p>ASR2600LCP 901014 735858206457</p>	<p>SR2600 LCP Accessory Kit</p>	<p>1</p>
	<p>FSR2600FP 908022</p>	<p>SR2600 Front panel Accessory Kit</p>	<p>1</p>




	AXLCPRACK2 901015 735858206518	SR1600 and SR2625 LCP Accessory Kit	1
	ASR1625FP 900991 735858206419	SR1625UR Standard front panel Accessory kit	1


2.7 Riser Spares and Accessories

Image	Product Code MM UPC	Description	Minimum Order Quantity
	ASR26XXFHLPR 901077 735858206471	SR2600/2625 5 slot PCI-e active Riser. Bridges are placed on riser to multiply provided 24 PCI Express 2.0 lanes into 40 for on-the-fly load balance. Riser provides: 1 full-size x16 physical x8 electrical slots 2 full-size x8 physical x8 electrical slot 2 low-profile x8 physical x8 electrical slots.	5
	ASR26XXFHR 901079 735858206488	SR2600/2625 3 slot passive PCI-e Riser. Provides: 1 full-size x16 physical x8 electrical slot 2 full-size x8 physical x8 electrical slots	5
	ASR26XXFHXR 901080 735858206495	SR2600/2625 5 slot PCI-e / PCI-X active riser. PCIe to PCI-X bridge is placed on riser. Riser Provides: 2 Full-size PCI-X 133 slots 1 full-size x8 physical x8 electrical slot 2 low-profile x8 physical x8 electrical slots	5



	ASR26XXFH3XR 902279 735858208437	SR2600/2625 3 slot PCI-X riser assembly. Comes with modified bracket.	1
	FSR16XXRISER 901186 735858206648	SR1600/1625 1 slot PCI-e passive riser. Provides: 1 full-size x16 physical x16 electrical slot.	10



2.8 Rails and Mounting Options

Image	Product Code MM UPC	Description	Minimum Order Quantity
	AXXHERAIL2 901082 735858206549	Full extending Rail Kit, also compatible with SR1500/2500 chassis (new and improved design replacing AXXHERAIL. Existing AXXHERAIL may still be used with 16xx/26xx chassis)	1
	AXXRACKARM2 901084 735858206563	Cable Management Arm (Must be used with AXXHERAIL2, not compatible with AXXHERAIL)	1
	AXXBASRAIL13 899080 735858194969	Basic rail kit. Does not support Cable Management Arm.	1

	<p style="text-align: center;"> AXXBRACKETS 863262 735858168618 </p>	<p>Fixed Mount Brackets. Set of brackets to hard mount chassis to rack. Supports 4 post mounting and 2 post center mounting. (Reused from SR1500/SR2500 system)</p>	1
---	---	---	---

2.9 Chassis and Electrical Spares Kits

Image	Product Code MM UPC	Description	Minimum Order Quantity
	<p> FSRTCHSPR 901994 735858208086 </p>	<p>Combined chassis mechanical spare kit for SR16xx and SR26xx systems. Includes:</p> <ul style="list-style-type: none"> • Baffle for power supply-backplane area for SR2600 • Baffle for power supply-backplane area for SR2625 • 1U and 2U CPU Ducts • PS Blank Filler • RMM3 Filler Panel • IO Module Filler Panel • Hard Drive Carriers (3.5" & 2.5") • SR26XX Non-redundant Fan Structure • Tape Drive Filler • CD tray w/Standoffs • Plastic Optical Drive guide + 2 screws • Optical Drive Filler Panel (3.5") • Die cast metal rack handles (set) • Seven Dimm Blanks • Misc Hardware (screws, thumbscrews, etc) • Processor Fan Bracket • SR1615 PS Air Baffle (/w Thumbscrew) • CD Tray w/o Standoffs • SR 1600 PS baffle 	1
	<p> FSR1600EESPR 901005 735858206600 </p>	<p>SR1600 Electrical spare kit. Includes:</p> <ul style="list-style-type: none"> • Bridge Board • HS SKU Front panel board • Fixed SKU front panel board • Fan distribution board • 1U riser (FSR16XXRISER) • HS SKU50 pin front panel cable • HS SKU USB front panel cable • Fixed SKU front panel cable • Fixed SKU USB front panel cable • 2 SATA cabled for fixed HDDs • Fixed SKU fan control cable • Two backplane thumb screws 	1

		<ul style="list-style-type: none"> • One 56mm non-redundant fan 	
	<p>FSR1625EESPR 901007 735858206631</p>	<p>SR1625 Electrical spare kit. Includes</p> <ul style="list-style-type: none"> • Bridge Board • 2.5" HSBP • Mini front panel board • 1U PCIe riser (FSR16XXRISER) • Front panel cable • USB front panel cable • I2C cable • SATA cable harness (6 cables) • One 56mm fan with short cable • One 56mm fan with long cable • Power distribution board 	1
	<p>FSR26XXEESPR 901995 735858208093</p>	<p>SR2600 and SR2625 Electrical Spare Kit. Includes following system components:</p> <ul style="list-style-type: none"> • Bridge Board • 2.5" HSBP for SR2625 • 3.5: HSBP for SR2600 • Docking front panel board (for SR2600) • Cabled front panel board (for SR2625) • Optical drive interposer • Front panel cable • Front panel USB cable • Two 115mm+130mm redundant fan bracket cable assembly • One 140mm+140mm redundant fan bracket cable assembly • SATA I2C cable • SATA cables harness • One 80mm non-redundant fan • One 80mm redundant fan • One 60mm non-redundant fan • One 60mm redundant fan. • Power distribution module. 	1

3. Intel® System Management Software

3.1 Product Descriptions – Overview

Intel System Management Software provides upgrades SKUs. Customers may order an upgrade that will give them the ability to manage additional servers and clients.

3.2 Intel® System Management Software – (Upgrade SKUs)

The following Intel® System Management Software Upgrade SKUs are offered. Each SKU includes a Certificate of Authenticity (COA) that contains a product key for user to enter to upgrade:

Upgrades available to Microsoft* System Center Essentials 2007

- Small Network Edition

This upgrade gives the user the ability to manage up to 5 Windows-based servers OSEs and 15 Windows-based client OSEs.

- Standard Edition

This upgrade gives the user the ability to manage up to 10 Windows-based servers OSEs and 50 Windows-based client OSEs.



- Upgrade to add 1 or 5 Server Management license

This upgrade gives the user the ability to manage 1 or 5 additional Windows-based server OSE.

- Upgrade to add 5 or 20 Client Management licenses

This upgrade gives the user the ability to manage 5 or 20 additional Windows-based client OSEs.

Intel® System Management Software – Upgrade Order Codes:

Product Code	UPC	MM	Description	Picture	MOQ
SMS2SSE2SNE	7 35858 19670 3	893177	Upgrade from 90 day trial Edition to Small Network Edition Not included: Software CDs are not included with upgrade.		1
SMS2SNE2STD	7 35858 19671 0	893221	Upgrade from Small Network Edition to Standard Edition Not included: Software CDs are not included with upgrade.		1

SMS2SSE2STD	7 35858 19672 7	893170	Upgrade from 90 day trial Edition to Standard Edition Not included: Software CDs are not included with upgrade.		1
SMS2CAL1S	7 35858 19675 8	893217	Microsoft® System Center Essentials 2007 Server Management License (1 Pack) Not included: Software CDs are not included with upgrade.		1
SMS2CAL5S	7 35858 19676 5	893218	Microsoft® System Center Essentials 2007 Server Management License (5 Pack) Not included: Software CDs are not included with upgrade.		1
SMS2CAL5C	7 35858 19673 4	893220	Microsoft® System Center Essentials 2007 Client Management License (5 Pack) Not included: Software CDs are not included with upgrade.		1
SMS2CAL20C	7 35858 19674 1	893219	Microsoft® System Center Essentials 2007 Client Management License (20 Pack) Not included: Software CDs are not included with upgrade.		1

4. VMware vSphere* Virtualization Software Configuration Guide for vSphere* SKUs

4.1 Product Descriptions – Overview

VMware vSphere* software is now available when ordering an Intel® Server Board or Intel® Server System. **Customers can only order these SKUs at the time they are ordering an Intel® Server Board or Intel® Server System.** These SKUs cannot be ordered individually. The number of VMware vSphere SKU purchase has to coincide with number of system or boards purchased. Example: Order 10 boards – you can order 10 VMware SKUs. Customers will need to join VMware System Builder Program to get sales support from VMware. For support information please visit: <http://www.vmware.com/partners/partners.html>

4.2 VMware vSphere* and vCenter* Server SKUs

The following VMware vSphere SKUs are offered when purchasing a qualifying Intel® Server Board or Intel® Server System. Each SKU contains a software product activation code for user to enter to download software and install. As directed on the certificate, the end user must register the product activation code with VMware at <http://www.vmware.com/code/intel> within 30 days to access VMware Software, Support and Subscription Services.

VMware vSphere* and vCenter* Server SKUs

- Essentials

This license activation code gives the user VMware vSphere* 4 Essentials Bundle for 3 hosts (Max 2 processors per host and 6 cores per processor), with 1 year VMware Subscription.

- Essentials Plus

This license activation code gives the user VMware vSphere* 4 Essentials Plus Bundle for 3 hosts (Max 2 processors per host and 6 cores per processor), with 1 year VMware Gold Support and Subscription.

- Standard

This license activation code gives the user VMware vSphere* 4 Standard for 1 Processor (Max 6 cores per CPU), with 1 year VMware Gold Support and Subscription.

- Advanced

This license activation code gives the user VMware vSphere* 4 Advanced for 1 Processor (Max 12 cores per CPU), with 1 year VMware Gold Support and Subscription.

- Enterprise Plus

This license activation code gives the user VMware vSphere* 4 Enterprise Plus for 1 Processor (Max 12 cores per CPU), with 1 year VMware Gold Support and Subscription.

- VMware vCenter* Server Standard for vSphere*

This license activation code gives the user VMware vCenter* Server 4 Standard for vSphere* (Includes Orchestrator and Linked Mode), with 1 year VMware Gold Support and Subscription.

VMware vSphere* and VMware vCenter* Standard – Order Codes:

Product Code	UPC	MM	Description	MOQ
VMW4ESS	7 35858 21272 4	904791	Software license activation code certificate for VMware vSphere* 4 Essentials Bundle for 3 hosts (Max 2 CPUs per host and 6 cores per CPU) with 1 year VMware Subscription.	1
VMW4ESSPLUS	7 35858 21273 1	904792	Software license activation code certificate for VMware vSphere* 4 Essentials Plus Bundle for 3 hosts (Max 2 CPUs per host and 6 cores per CPU) with 1 year VMware Gold Support and Subscription.	1
VMW4STD	7 35858 21274 8	904793	Software license activation code certificate for VMware vSphere* 4 Standard for 1 Processor (Max 6 cores per CPU) with 1 year VMware Gold Support and Subscription.	1
VMW4ADV	7 35858 21275 5	904797	Software license activation code certificate for VMware vSphere* 4 Advanced for 1 Processor (Max 12 cores per CPU) with 1 year VMware Gold Support and Subscription.	1
VMW4ENTPLUS	7 35858 21276 2	904800	Software license activation code certificate for VMware vSphere* 4 Enterprise Plus for 1 Processor (Max 12 cores per CPU) with 1 year VMware Gold Support and Subscription.	1
VMWVCSTD	7 35858 21277 9	904801	Software license activation code certificate for VMware vCenter* Server 4 Standard (includes Orchestrator and Linked Mode) with 1 year VMware Gold Support and Subscription.	1

End of Configuration Guide