

# Quick Start Guide



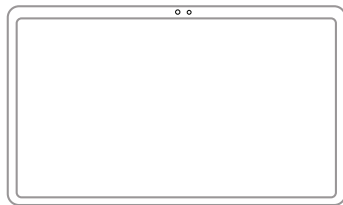
## SAMSUNG Galaxy Tab S10+ 5G

Rated IP68: Dust-tight. Tested for submersion in up to 5 feet of fresh water for up to 30 minutes. Rinse residue/dry after wet.



QR code for  
Samsung use  
Printed in Korea  
GH68-56362A

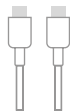
### What's in the box



Device



S Pen



Charging cable



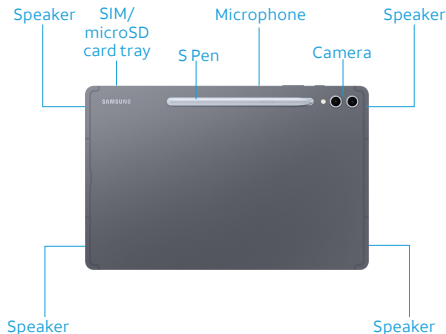
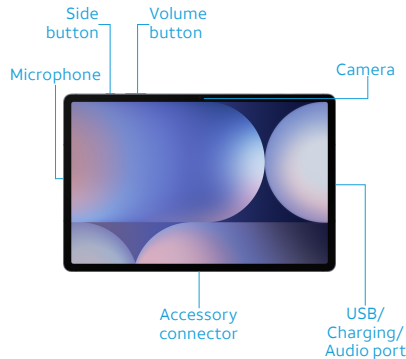
Removal tool

[Quick Start Guide](#)  
[Terms & Conditions](#)

USB Type-C 3A cable included. For more information about charging, visit <https://www.samsung.com/us/support/answer/ANS00078994/>

Use only compatible charging devices and accessories. Damage caused by use of accessories which are not approved may not be covered by warranty.

### Get to know your device



## Get started

You may need your Google ID and password  
and Wi-Fi password.

### Activate your device


A physical SIM card is not needed for activation.

Your new device uses an eSIM.

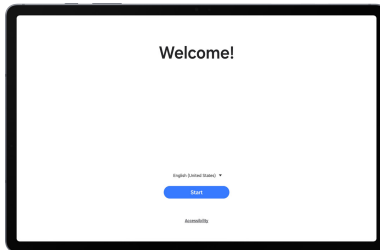
To activate and download the eSIM,  
power on the device and follow the prompts.

### Power on device

Side button  
Press and hold



### Follow the setup screens and transfer content to your new device.



## Need help?

Learn more about your device with  
the **Device Help** app



To launch, scan this code  
with your camera



or visit [www.att.com/device-support](http://www.att.com/device-support)

---

Call our customer care team at  
**1-800-331-0500**