

## VT7000 Triple Display 4K USB 3.0 / USB-C Docking Station with 100W Power Delivery

SKU: 901468



The VisionTek VT7000 Triple Display 4K Docking Station with 100W Power Delivery allows you to easily connect your Windows™, Mac™ or Chrome™ laptop up to three 4K displays and up to 8 accessories and peripherals through a single USB connection.

- Supports 2 Displays (HDMI or DP) via DisplayLink
- Supports 1 Display (HDMI) via DP Alt Mode
- USB-C or USB-A connection to host system
- 2x HDMI (DisplayLink), 2x DP (DisplayLink), 1x HDMI (DP Alt Mode), 2 x USB-A (5Gbps), 1 x USB-A (10Gbps), 1 x USB-C (5Gbps), 1 x USB-C (10Gbps), Audio/Mic, Ethernet, Kensington Lock
- 100W of Power Delivery via USB-C, USB-A does not provide power

### VT7000 - Docking Station

#### Key Features:

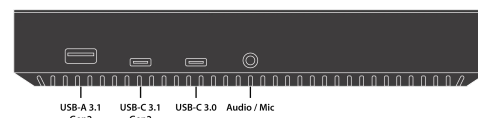
- Universal Compatibility for USB 3.0 & Type-C
- Full Compatible with M1 Mac
- Supports up to 3 external displays
- Up to 100W USB-C Power Delivery
- 2 x USB-A 3.0 Ports 5Gbps
- 1 x USB-A 3.1 Gen 2 Port 10Gbps
- 1 x USB-C 3.0 Port 5Gbps
- 1 x USB-C 3.1 Gen 2 Port 10Gbps
- 2 x DisplayPort 1.2
- 3 x HDMI 2.0
- RJ45 Gigabit Ethernet Port
- Enterprise Features
  - o Wake on LAN
  - o MAC Address Pass-Through
  - o PXE Boot



This high-quality dock is a single-cable solution that enables you to take full advantage of up to three additional 4K external monitors, 3 USB-A devices, 2 USB-C devices (including full sized keyboard and mouse), external storage, mobile device charging, and data transfer ports. Supports up to 100W Power Delivery.

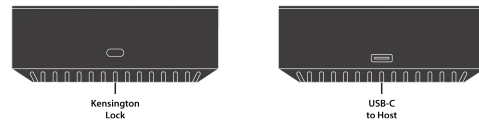
#### Front Ports:

- 1 x USB-A 3.0 Port
- 1 x USB-C 3.0 Port
- 1 x USB-C 3.1 Gen2 Port
- 1 x 3.5mm Audio/Microphone Combo Jack



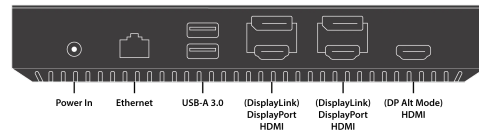
## Side Ports:

- USB-C to System
- Kensington™ Security Lock Slot
- Power Button (Top)



## Back Ports:

- DC 20V/6.5A Power Supply Port
- Gigabit Ethernet Port
- 2 x USB-A 3.0 Ports
- 2 x HDMI Ports (DisplayLink)
- 2 x DisplayPort Ports (DisplayLink)
- 1 x HDMI Port (DP Alt Mode)



## What's In The Box:

- VT7000 Dock
- 130W - DC 20V/6.5A Certified Power Adapter
- USB-C to USB-C Cable
- USB-A 3.0 to USB-C Cable
- User Manual

\* DisplayLink Drivers required for proper functionality.  
Download the latest drivers from: [DisplayLink.com](https://www.displaylink.com)

## Single Display Support:

### DisplayLink Ports:

DisplayPort: Resolutions up to 4096 x 2160 @ 60Hz (4K)

HDMI: Resolutions up to 4096 x 2160 @ 60Hz (4K)

### DP Alt Mode HDMI:

HDMI: Resolutions up to 4096 x 2160 @ 60Hz (4K)\*

## Single Display Support:

### DisplayLink Ports:

DisplayPort: Resolutions up to 4096 x 2160 @ 60Hz (4K)

HDMI: Resolutions up to 4096 x 2160 @ 60Hz (4K)

### DP Alt Mode HDMI:

HDMI: Resolutions up to 4096 x 2160 @ 60Hz (4K)\*

## Dual Display Support:

### DisplayLink Ports:

DisplayPort + DisplayPort: Resolutions up to 4096 x 2160 @ 60Hz (4K)

HDMI + HDMI: Resolutions up to 4096 x 2160 @ 60Hz (4K)

DisplayPort + HDMI: Resolutions up to 4096 x 2160 @ 60Hz (4K)

### DP Alt Mode HDMI:

HDMI: Resolutions up to 4096 x 2160 @ 60Hz (4K)\*

## Triple Display Support:

### DisplayLink Ports:

DisplayPort + DisplayPort: Resolutions up to 4096 x 2160 @ 60Hz (4K)

HDMI + HDMI: Resolutions up to 4096 x 2160 @ 60Hz (4K)

DisplayPort + HDMI: Resolutions up to 4096 x 2160 @ 60Hz (4K)

### DP Alt Mode HDMI:

HDMI: Resolutions up to 4096 x 2160 @ 60Hz (4K)\*

\*Windows systems support up to two external displays extended or cloned

	1 Display (DisplayLink)	1 Display (DP Alt Mode)	2 Displays	3 Displays
Display Connection	DP or HDMI	HDMI	DP or HDMI (DisplayLink) HDMI (DP Alt Mode)	DP or HDMI (DisplayLink) HDMI (DP Alt Mode)
Windows System	4096 x 2160 @ 60Hz (DP or HDMI)	4096 x 2160 @ 60Hz*	4096 x 2160 @ 60Hz (DisplayLink) 4096 x 2160 @ 60Hz (DP Alt Mode)*	4096 x 2160 @ 60Hz (DisplayLink) 4096 x 2160 @ 60Hz (DP Alt Mode)*
macOS System	4096 x 2160 @ 60Hz (DP or HDMI)	4096 x 2160 @ 60Hz*	4096 x 2160 @ 60Hz (DisplayLink) 4096 x 2160 @ 60Hz (DP Alt Mode)*	4096 x 2160 @ 60Hz (DisplayLink) 4096 x 2160 @ 60Hz (DP Alt Mode)*
Windows 10 Duplicate	Yes	Yes	Yes	Yes
Windows 10 Extended	Yes	Yes	Yes	Yes
macOS Duplicate	Yes	Yes	Yes	Yes
macOS Extended	Yes	Yes	Yes	Yes

\*M1 Mac Systems support up to three external displays extended or cloned with the latest drivers

## Technical Specifications

### Part #

901468

## Dock Connection

USB-C  
USB 3.0

## Display Technology

DisplayLink  
DP Alt Mode

## Power Adapter

130W - DC 20V/6.5A

## Power Delivery

Up to 100W

## Displays Supported

3

## Maximum Resolution Supported

3 x 4K @ 60Hz\*

\*Max resolution from DP Alt Mode HDMI is host system dependent

## Video Interfaces

(2) DP 1.2 (DisplayLink)  
(2) HDMI 2.0 (DisplayLink)  
(1) HDMI 2.0 (DP Alt Mode)

## Ports

(2) USB-A 3.0 (5Gbps)  
(1) USB-A 3.1 Gen2 (10Gbps)  
(1) USB-C 3.0 (5Gbps)  
(1) USB-C 3.1 Gen2 (10Gbps)  
(1) 3.5mm Audio/Microphone Combo Port  
(1) RJ45 Gigabit Ethernet

## Cable Length

1.0m - USB-C  
1.0m - USB-C - USB-A

## System Requirements

### Operating Systems:

Windows 10  
Window 8.1  
Windows 7  
macOS 10.x and later  
Chrome

## Dock to System Connection

USB 3.0 Type A  
USB-C 3.1  
Thunderbolt™ 3

\*System with USB-C 3.1 Gen2 port that supports USB-C Charging and DP Alt Mode recommended for best performance.

## Warranty

### Warranty:

2 Year Limited

Product must be registered within 30 days of purchase to be covered by the full 2-Year Warranty period\*. Products not registered within 30 days of purchase will default to our 1-Year Warranty period.

You may register your product here: [www.visiontek.com/support/warranty-registration](http://www.visiontek.com/support/warranty-registration)

For additional warranty information, please see our Warranty Page: [www.visiontek.com/support/warranty-information](http://www.visiontek.com/support/warranty-information)

## Environmental

### Operating Temperature:

0 to 40° C (32 to 104° F)

### Storage Temperature:

-10 to 70° C (-14 to 158° F)

### Relative Humidity:

10% to 90% non-condensing - Operational / Storage

## Dimensions & Weights

### Product Information

Length: 7.52" (191mm)

Depth: 3.35" (85mm)

Height: 1.22" (31mm)

Weight: 12.4oz (351g)

Color: Black ABS

### Packaging Information

Packaging Style: Retail Box

Length: 9.84" (250mm)

Depth: 7.99" (203mm)

Height: 1.97" (50mm)

Weight: 2lbs 7.8oz (1128g)

### Drivers

Download the latest drivers from: [DisplayLink.com](https://www.displaylink.com)

### User Manual

[VT7000 Series Manual \(Size: 509 KB\)](#)

## Spec Sheet

[Download PDF](#)

## FAQ

### **Why isn't my laptop receiving power from the docking station?**

1) Power delivery is only available when connected via USB-C and the VT7000 provides a maximum of 100W of power delivery. Laptops must support Power Delivery over USB-C. Please check the computer manufacturer's power supply recommended wattage and compatibility requirements.

2) The VT7000 will not provide power delivery if attaching to a system via USB-A 3.0. Additionally, the computer must support Power Delivery over USB-C.

### **Why do I get a warning message on boot saying, "You have attached an undersized power adapter to your system..."?**

Some laptops require additional power beyond the 100W the VT7000 delivers. Your system will still charge at a lower rate, but the battery may not charge as fast, or it might drain if you are utilizing more power than 100W. We recommend connecting your laptop to the original power supply if your system requires more than 100W to operate.

### **My VT7000 came with two types of USB-C cables, do I need to use both?**

No, the dock will only require the use of a single cable to the laptop to function. Power Delivery and USB-C DP Alt Mode features are not available if connected to the laptop via the USB-A Cable.

### **How do I change the arrangement of my displays?**

The display arrangement can be adjusted in your operating system's Display Settings.

### **Can I set the number the monitor is identified as?**

Windows will preset identifiers to the attached displays. If they match the physical orientation this identifier does not interfere with the arrangement.

### **Can I attached my displays to the outputs directly on top of each other?**

Although the VT7000 has 5x display outputs, only 3 displays are supported. Each display output from the dock is clearly marked, please pick one display from each group.

Display 1 (DisplayLink)

Display 2 (DisplayLink)

Display 3 (DP Alt Mode)

**My displays are not working while connected to the VT7000.**

Please install the latest DisplayLink drivers from this link: <https://www.displaylink.com/downloads>. Make sure all cables are connected to the Dock and that the dock is powered on. Ensure the displays in the Display Settings arrangement are not set to Disconnect by default.

**I installed drivers on my Mac system and there is still no display.**

Please follow the DisplayLink instructions for adjusting security preferences on MacOS here:

<https://support.displaylink.com/knowledgebase/articles/1188004-macos-10-13-10-14-and-10-15-video-functionality>

**How do I change the arrangement of my displays?**

The display arrangement can be adjusted in your operating system's Display Settings.

**Can I change the number on the monitor when I ask Windows to Identify Displays?**

Windows will preset identifiers to the attached displays. If they match the physical orientation this identifier does not interfere with the arrangement.

**How can I use my Windows laptop with the lid closed and connected to the docking station?**

Yes. In the control panel Settings go to Power and Sleep Settings > Additional Power Settings > Choose what closing the lid does > Do Nothing (On battery and/or Plugged in)

**How can I use my macOS laptop with the lid closed and connected to the docking station?**

Go to System Preferences > Energy Saver > Slider set to Never

**How much power delivery can the VT7000 docking station provide?**

The VT7000 docking station can provide up to 100W of power delivery via USB-C.

**Why isn't my laptop receiving power from the docking station?**

The VT7000 can only provide up to 100W of power delivery. Check the laptop power supply recommended wattage to see what power your system requires.

**What is the difference between Power Delivery and Power Passthrough?**

Power Delivery implies the docking station is both powered and providing power to the attached laptop while Power Passthrough implies the docking station does not require a power supply to operate but can pass through power from a third-party power supply.

**What drivers are required for the VT7000?**

The VT7000 requires DisplayLink drivers to operate. The latest DisplayLink drivers can be found at: <https://www.displaylink.com/downloads>

**What Operating Systems is the Dock compatible with?**

Windows 10, Windows 8.1, Windows 7, macOS

**Can the VT7000 connect to a laptop via USB-A 3.0?**

Yes, included with the VT7000 is a USB-C to USB-A cable which can be used if the laptop does not feature USB-C.

**Can a display adapter be used with the VT7000?**

Yes, however, please use an active adapter when making signal type translations.

**What laptops is the VT7000 compatible with?**

The VT7000 is compatible with any systems featuring USB-C or USB-A 3.0 including Windows PC, Mac systems powered by Intel or M1 Chips, Chromebooks and Linux systems.

**Is this 4K docking station compatible with non-4K displays?**

Yes, this docking station will support resolutions below 4K including 1080p. The Dock will automatically detect the resolution and adjust output to the correct resolution.

**Why isn't my USB headset working when connected to the dock?**

Connect your USB headsets to one of the front USB ports for best app compatibility.

**Does the VT7000 support DisplayPort MST daisy-chain connections?**

No, the VT7000 does not support this DisplayPort feature.

**Why am I not getting video out of Display 3 HDMI?**

Make sure that the dock is connected with a USB-C to USB-C cable and that your system supports USB-C DP Alt Mode.

For California Residents Only:

**WARNING: Cancer and Reproductive harm. For more information, go to [www.p65warnings.ca.gov](http://www.p65warnings.ca.gov)**

\* Please, Note that Proposition 65 may be best defined as a “Right To Know” law in California and Prop 65 warning labels are not an indication that a product is violating safety standards or regulations. The Prop 65 warning label does not mean our products inevitably cause cancer or reproductive harm. We do not consider our products harmful when used as intended. However, it is a necessary precaution to provide the warning because of this California law.