



# SAMSUNG

## SM-X358U QUICK START GUIDE/ TERMS & CONDITIONS

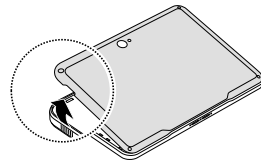
Read this document before operating the mobile device, accessories, or software (defined collectively and individually as the "Product") and keep it for future reference. This document contains important Terms and Conditions. Electronic acceptance, opening the packaging, use, or retention of the Product constitutes acceptance of these Terms and Conditions.

Rated IP68: Dust-tight. Tested for submersion in up to 5 feet of fresh water for up to 30 minutes. Rinse residue/dry after wet.

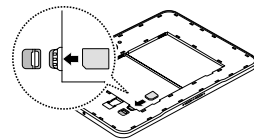
### Inserting a nano-SIM card (sold separately) and battery

- Ensure that the back cover is closed tightly by pressing at each of the engagement points shown with arrows in diagram.
- To avoid injury or damage to your device, do not use incompatible, worn or damaged batteries, chargers or cables.

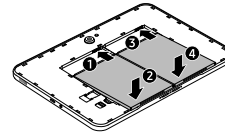
#### 1 Remove the back cover.



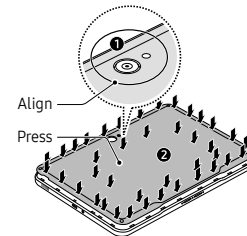
#### 2 Insert the SIM card with the gold-colored contacts facing downwards.




#### 3 Insert the battery with the battery's gold-colored contacts properly aligned with the device's contacts.



#### 4 Replace the back cover.



 Ensure that the back cover is closed tightly to prevent water and dust from entering the device. Open or loose back cover may allow water and dust to enter the device and cause damage.

## Terms & Conditions

### Important Legal Information

Read this document before operating the mobile device, accessories, or software (defined collectively and individually as the "Product") and keep it for future reference. This document contains important Terms and Conditions. Electronic acceptance, opening the packaging, use, or retention of the Product constitutes acceptance of these Terms and Conditions.

You can obtain a copy of the complete Terms and Conditions and Samsung Standard Three-year Limited Warranty by contacting Samsung at the address or phone number provided in this document.

Dispute Resolution Agreement - This Product is subject to a binding Dispute Resolution Agreement, which includes arbitration terms, between you and SAMSUNG ELECTRONICS AMERICA, INC. ("Samsung"). You can opt out within 30 calendar days of purchase: email [optout@sea.samsung.com](mailto:optout@sea.samsung.com) or call 1-800-SAMSUNG (726-7864) and providing the applicable information.

### Accessing more information

Visit [www.samsung.com](http://www.samsung.com) to check device information, the user guide, and more.

USB Type-C2A cable included. For more information about charging, visit <https://www.samsung.com/us/support/answer/ANS10001612>

Use only compatible charging devices and accessories. Damage caused by use of accessories which are not compatible may not be covered by warranty.



QR code for Samsung use  
Printed in Korea  
GH68-57028A Rev.1.0  
English (USA), 03/2025





The Dispute Resolution Agreement, Standard Three-year Limited Warranty, End User License Agreement (EULA), and additional Health, Safety and Device care information, including:

- Device Temperature
- Samsung Knox security platform
- Maintaining Dust and Water Resistance (IP rating)
- Location, Navigation, GPS and AGPS
- Wireless Emergency Alerts (WEA)
- Hearing Aid Compatibility (HAC)

are available at:

English:

[www.samsung.com/us/support/legal/mobile](http://www.samsung.com/us/support/legal/mobile)

Spanish:

[www.samsung.com/us/support/legal/mobile-sp](http://www.samsung.com/us/support/legal/mobile-sp)

This information is also on the device:

**Settings** > **About phone** or **About device** or **About watch** or **About tablet** > **Legal information** > **Samsung legal** or, search for "Legal"

You can access the Federal Communications Commission (FCC) certification, if applicable, by opening **Settings** > **About phone** or **About device** or **About watch** or **About tablet** > **Status** or **Status information**

## Energy Star

As an ENERGY STAR® Partner, Samsung has determined that this product meets the ENERGY STAR Guidelines for energy efficiency. Samsung is a proud ENERGY STAR Partner and commits to meet the guidelines for this product to be ENERGY STAR certified. By selecting an ENERGY STAR certified product, you reduce greenhouse gas emissions and save energy. For more information, visit [energystar.gov](http://energystar.gov)



- The Power Management setting of this product has been enabled by default and has various timing settings (of up to 10 to 30 minutes).
- To change this in Settings, go to **Display** > **Screen timeout**.

This product can be awakened from sleep mode by pressing the Side button.

## Diagnostic software

This device may be equipped with diagnostic software reporting usage and performance information used to assess, deliver and improve network quality and the overall device experience to wireless customers. Please refer to your service provider's terms and conditions or privacy policy for more information.

## Specific Absorption Rate (SAR) certification information

For information visit:

- [www.fcc.gov/general/radio-frequency-safety-0](http://www.fcc.gov/general/radio-frequency-safety-0)
- [www.fcc.gov/encyclopedia/specific-absorption-rate-sar-cellular-telephones](http://www.fcc.gov/encyclopedia/specific-absorption-rate-sar-cellular-telephones)
- [www.samsung.com/sar](http://www.samsung.com/sar)

## Exposure to Radio Frequency (RF) signals

For information, visit [www.samsung.com/us/support/legal/mobile](http://www.samsung.com/us/support/legal/mobile) then select **Health and Safety Information** > **Radio Frequency (RF) signals**

## Safe Handling & Recycling of Batteries

**WARNING!** Never dispose of batteries in a fire because they may explode. Do not disassemble, crush, puncture, heat, burn or reuse batteries. For more information, visit [call2recycle.org](http://call2recycle.org) or call 1-800-822-8837. Alternatively, visit: [www.samsung.com/recycling](http://www.samsung.com/recycling) or call 1-800-SAMSUNG.

## FCC Part 15 Information and Notices

This device complies with part 15 of the FCC Rules. Operation is subject to conditions: (1) This device may not cause harmful interference, and (2) this device must accept any interference received, including interference that may cause undesired operation. Operate devices that support wireless power sharing at least 8 inches/20 cm away from your body.

## Emergency calls

Emergency calls may not be possible on all wireless mobile device networks or when certain network services and/or mobile device features are in use. Check with local service providers. If certain features are in use (e.g. call blocking) you may first need to deactivate those features before you can make an emergency call.

## Pacemaker and implantable medical devices

**CAUTION!** Persons who have implantable medical devices should consult their health care provider before using mobile electronic devices. For more information, visit [www.samsung.com/us/support/legal/mobile](http://www.samsung.com/us/support/legal/mobile) then select **Health and Safety Information** > **FCC Part 15 Information and Notices**

**WARNING!** Your Samsung device contains magnets. Keep it away from credit cards and devices that may be affected by magnets. Keep your Samsung device more than 6 in./15cm away from medical devices. If you suspect interference with a medical device, stop using your Samsung device and consult your medical provider.

**Samsung Electronics America, Inc.**

85 Challenger Road

Ridgefield Park, NJ 07660

Phone: 1.800.SAMSUNG (726-7864)

Internet: [www.samsung.com](http://www.samsung.com)

© 2025 Samsung Electronics America, Inc. Samsung & Samsung Galaxy are registered trademarks of Samsung Electronics Co., Ltd. Other company and product names mentioned herein may be trademarks of their respective owners. Screen images simulated. Appearance of device may vary. Images shown are for reference only. If you use a screen protector, make sure it allows for use of screen features.