

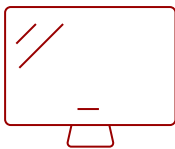
LDM231-251 - 231" ALL-IN-ONE DIRECT VIEW LED DISPLAY

Key Features

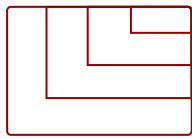
- Seamless and Immersive Screen
- Flexible Installation with Detachable System Control Box
- Durable Glue-on Board Surface Treatment
- Easy Content Sharing
- Centralized Management via LAN Control
- Hassle-Free Installation & Maintenance



231"
DISPLAY



PANEL



VGA(640 x 480) to 4k(3840 * 2160@60hz)
RESOLUTION



Product Description


The ViewSonic® LDM231-251 is an innovative All-in-One Direct View LED display. With a huge 231" screen size, the LDM231-251 is built to impress as a centerpiece in any higher education auditorium or lecture hall, as well as in corporate conference rooms, boardrooms and lobbies. This display boasts immersive and stunning visuals thanks to Full HD resolution that pairs perfectly with an impressive 600-nit high brightness. This ensures content and messages are always easy to see, even in brightly lit environments. A sleek design and innovative detachable control box delivers a 99% screen-to-body ratio, allowing the display to seamlessly blend into any space while keeping the controls conveniently accessible. Plus, a Glue-on-Board (GOB) LED surface treatment delivers an IP54 rating for enhanced protection from collisions, dust and moisture. With seamless installation, 24/7 reliability, and purposefully designed features for high-impact messaging and digital signage applications, this display sets a new standard for visual excellence at an unbeatable value.

Specifications

	More Information
UPC	766907026542
OS	Android 9.0
CPU	RK3399
Memory	DDR 4GB
Storage	Total 32GB (26GB available storage)
Internal Speakers	30W x 2
PC Resolution (max)	VGA(640 x 480) to 4k(3840 * 2160@60hz)
Mac® Resolution (max)	480p, 576p, 720p, 1080p, 2160p
HDMI 2.0 (with HDCP 2.2)	4
HDMI 1.4 Out	1
3.5mm Audio Out	2
USB 3.0	1
USB 2.0	1
USB Type C	1
RS232	1
Ethernet LAN (RJ45)	3
IR in	1
Intel® OPS Slot In (80-pin)	1
Voltage	100-120V, 50/60Hz, 40A
Consumption (max)	4124W
Consumption (typical)	1443W
Stand-by	< 0.5W (Sleep), < 0W (Off)
On Screen Display	Power, Brightness Level, Volume Level, Input Source
Remote Control	x1
Temperature	32-104° F (0 - 40° C)
Net (lbs)	833.34
Gross (lbs)	1600.56
Net (kg)	378
Gross (kg)	726
Packaging (in.)	64.96 x 37.4 x 19.68 x 4; 59.05 x 43.3 x 41.33 x 1, 77.95 x 14.96 x 18.5 x 1
Physical (in.)	202.1x113.4x1.2
Physical with Wall Mount (in.)	202.047 x 113.86 x 2.1
Packaging (mm)	1650 x 950 x 500 mm x4; 1500 x 1100 x 1050 mm x1; 1980 x 380 x 470 x1

Physical (mm)	5134 x 2880 x 31
Physical with Wall Mount (mm)	5132 x 2892 x 53
Warranty	3-year limited warranty
Recycle/Disposal	Please dispose of in accordance with local, state or federal laws.
Package Contents	Power cord x 1, LAN Cable x 1(CAT 5A), IR Extender x 1, Remote x 1, QSG x 1, Wall mount x 1, LD-MK-004 x 1
Regulations	FCC, cTUVus
Wifi	2.4G / 5G n
Display Type	Direct View LED
Screen Size	231"
Viewable Area (in.)	201.6"(H) x 113.4(V)
Orientation	Landscape
LED Pitch Size (mm)	2.5
LED Grayscale	13bits
Display Resolution	2048 x 1152
Refresh Rate	3,840Hz
Aspect Ratio	16:9
Static Contrast Ratio	6,500:1
Backlight Life (Hours)	100,000
Brightness	600 nits (100 levels adjustable)
Viewing Angles	170° horizontal, 170° vertical

UPC: 766907026542



Contact Sales

ViewSonic.com

888.881.8781

email:

salesinfo@viewsonic.com