

Overview

HPE Aruba Networking 570 Series Outdoor Access Points

High-performance Wi-Fi 6 (802.11ax) for outdoor and hazardous location environments

Weatherproof and temperature-hardened, HPE Aruba Networking 570 Series access points deliver the highest Wi-Fi 6 performance in outdoor and environmentally challenging locations. The 570 high-performance and high power series deliver maximum capacity and range. It delivers 4x4:4SS MU-MIMO capability, HPE Aruba Networking's advanced ClientMatch and integrated Bluetooth to enable HPE Aruba Networking location services.

Purpose-built to survive in the harshest outdoor environments, 570 Series APs withstand exposure to extreme high and low temperatures, persistent moisture and precipitation, and are fully sealed to keep out airborne contaminants. All electrical interfaces include industrial strength surge protection.

HPE Aruba Networking Wi-Fi 6 access points provide high-performance connectivity for any organization experiencing growing numbers of IoT and mobility requirements. With a maximum aggregate on-air data rate of 3 Gbps (HE80/HE40) they deliver the speed and reliability needed for any environment.



Standard Features

Incredible Efficiency

The 570 Series APs are also designed to optimize user experience by maximizing Wi-Fi efficiency and dramatically reducing airtime contention between clients.

Features include Uplink and Downlink Orthogonal Frequency Division Multiple Access (OFDMA), Downlink Multi-User MIMO (MU MIMO) and cellular co-location. With up to 4 spatial stream and 160 MHz channel capability the 570 Series provides groundbreaking wireless capabilities for any application.

Read the [Multi-User 802.11ax white paper](#) for further information.

Advantages of OFDMA

This capability allows HPE Aruba Networking Wi-Fi 6 APs to handle multiple Wi-Fi 6 enabled client simultaneously on a single radio.

Channel utilization is optimized by handling each transaction by matching allocated bandwidth in a channel to the offered user load. These sub divisions of the channel are referred to as Resource Units (RU).

Aruba AirSlice™ for Extended OFDMA Assurance

Initially, APs in controller-less mode (Instant) can provide SLA- grade performance by allocating RUs to specific traffic types. By combining HPE Aruba Networking's Policy Enforcement Firewall (PEF) and Layer 7 deep packet inspection (DPI) to identify user roles and applications, the APs will dynamically allocate the bandwidth needed. Non-Wi-Fi 6 clients can also benefit.

Multi-User MIMO (MU-MIMO)

The 570 Series APs support downlink MU-MIMO similar to Wi-Fi 5 (802.11ac Wave 2) APs. With the introduction OFDMA in Wi-Fi 6 the overhead for this capability is reduced and MU-MIMO effectiveness is substantially improved for large client counts.

Wi-Fi 6 and MU-MIMO aware client optimization

HPE Aruba Networking's patented AI-powered ClientMatch technology ensures that all clients are attached to their best-serving access point. Session metrics, network metrics, applications, client type, are used to identify and maintain best connection.

HPE Aruba Networking Advanced Cellular Coexistence (ACC)

This features uses built-in filtering to automatically minimize the impact of interference of high-power cellular base stations, in building distributed antenna systems as well as small cell and femtocell equipment.

Intelligent Power Monitoring (IPM)

HPE Aruba Networking Aps continuously monitor and report hardware energy consumption. Aps can be configured to enable or disable capabilities based on the available PoE power – ideal when wired switches have exhausted their power budget.

Green AP energy efficiency

HPE Aruba Networking Wi-Fi 6 Aps utilize AI-powered analytics to automatically transition in and out of a sleep mode.

IoT Platform Capabilities

HPE Aruba Networking Wi-Fi 6 Aps include an integrated Bluetooth 5 and 802.15.4 radio (for Zigbee support) to simplify deploying and managing IoT-based location services, asset tracking services, security solutions and IoT sensors. This allow organizations to leverage the 570 Series as an IoT platform, which eliminates the need for an overlay infrastructure and additional IT resources.

Target Wake Time (TWT)

Ideal for IoTs solutions that communicate infrequently, this Wi-Fi 6 capability allows IoT devices to use 802.11ax protocol. TWT coordinates with client devices to allow them to sleep for extended periods use shorter wake times to communicate before returning to sleep. This substantially extends the useful operating life of Wi-Fi 6 based battery powered sensors.



Standard Features

HPE Aruba Networking Secure Infrastructure

The HPE Aruba Networking 570 Series is an integral part of HPE Aruba Networking's 360 Secure Fabric to help protect user authentication and wireless traffic.

WPA2-MPSK

MPSK enables simpler passkey management for WPA2 devices – should the Wi-Fi password on one device change, no additional changes are needed for other devices. This feature is enabled when networks are deployed with ClearPass Policy Manager.

VPN Tunnels

In Remote AP (RAP) and IAP-VPN deployments, the HPE Aruba Networking 570 Series can be used to establish a secure SSL/IPSec VPN tunnel to a Mobility Controller that is configured as a VPN concentrator.

Trusted Platform Module (TPM)

For enhanced device assurance, all HPE Aruba Networking APs have an installed TPM for secure storage of credentials, keys and boot code.

Simple and Secure Access

To simplify policy enforcement, the HPE Aruba Networking 570 Series uses HPE Aruba Networking's policy enforcement firewall (PEF) features to encapsulate all traffic from the AP to the Mobility Controller (Gateway) for end-to-end encryption and inspection. Policies are applied based on context including: user role, device type, application, and location. This reduces the manual configuration of SSIDs, VLANs, and ACLs. PEF also serves as the underlying technology for **dynamic segmentation**.

High-Density Connectivity

Each 570 Series AP provide connectivity for a maximum of 512 associated clients per radio (1024 total).

Flexible Operation and Management

A unique feature of HPE Aruba Networking APs is the ability to operate in either controller less or controller-based mode.

Controller-less (Instant) Mode

In controller-less mode, one AP serves as a virtual controller for the entire network. Learn more about Instant mode in this [technology brief](#).

Mobility Controller Mode

For optimized network performance, roaming and security, APs tunnel all traffic to a mobility controller for central management of traffic forwarding, segmentation, encryption, and policy enforcement. Learn more in the HPE Aruba Networking OS datasheet.

Management Options

Available management solutions include HPE Aruba Networking Central, cloud based, or Aruba AirWave, a multi-vendor, on-premises, management solution.

For large installations across multiple sites, HPE Aruba Networking APs can be shipped and activated with Zero Touch Provisioning through HPE Aruba Networking Central or Airwave. This reduces deployment time, centralizes configuration, and provide inventory visibility.

Additional Wi-Fi Features

- Transmit Beamforming (TxBF)
- Increased signal reliability and range
- Passpoint Release 2
- Seamless cellular-to-Wi-Fi carryover for guests
- Dynamic Frequency Selection (DFS)
- Optimized use of available RF spectrum
- Maximal Ratio Combining (MRC)
- Improved receiver performance for multi antenna access points
- Cyclic Delay/Shift Diversity (CDD/CSD)
- Enable use of multiple transmit antennas



Standard Features

- Space-Time Block Coding (STBC)
 - Increased connection robustness
 - Low-Density Parity Check (LDPC)
 - High performance error detection and correction coding for enhanced receiver performance.
-



Configuration Information

BTO Models

Remarks	Description	SKU
	570 Unified Outdoor Access Points	
	Aruba AP-574 (RW) 802.11ax 2x2:2/4x4:4 Dual Radio 6xNf Connectorized Outdoor AP	R4H12A
	Aruba AP-574 (US) 802.11ax 2x2:2/4x4:4 Dual Radio 6xNf Connectorized Outdoor AP	R4H13A
	Aruba AP-574 (EG) 802.11ax 2x2:2/4x4:4 Dual Radio 6xNf Connectorized Outdoor AP	R4H09A
	Aruba AP-574 (IL) 802.11ax 2x2:2/4x4:4 Dual Radio 6xNf Connectorized Outdoor AP	R4H10A
	Aruba AP-574 (JP) 802.11ax 2x2:2/4x4:4 Dual Radio 6xNf Connectorized Outdoor AP	R4H11A
	Aruba AP-575 (RW) 802.11ax 2x2:2/4x4:4 Dual Radio Integrated Omni Antenna Outdoor AP	R4H17A
	Aruba AP-575 (US) 802.11ax 2x2:2/4x4:4 Dual Radio Integrated Omni Antenna Outdoor AP	R4H18A
	Aruba AP-575 (EG) 802.11ax 2x2:2/4x4:4 Dual Radio Integrated Omni Antenna Outdoor AP	R4H14A
	Aruba AP-575 (IL) 802.11ax 2x2:2/4x4:4 Dual Radio Integrated Omni Antenna Outdoor AP	R4H15A
	Aruba AP-575 (JP) 802.11ax 2x2:2/4x4:4 Dual Radio Integrated Omni Antenna Outdoor AP	R4H16A
	Aruba AP-577 (RW) 802.11ax 2x2:2/4x4:4 Dual Radio Integrated Directional Antenna Outdoor AP	R4H22A
	Aruba AP-577 (US) 802.11ax 2x2:2/4x4:4 Dual Radio Integrated Directional Antenna Outdoor AP	R4H23A
	Aruba AP-577 (EG) 802.11ax 2x2:2/4x4:4 Dual Radio Integrated Directional Antenna Outdoor AP	R4H19A
	Aruba AP-577 (IL) 802.11ax 2x2:2/4x4:4 Dual Radio Integrated Directional Antenna Outdoor AP	R4H20A
	Aruba AP-577 (JP) 802.11ax 2x2:2/4x4:4 Dual Radio Integrated Directional Antenna Outdoor AP	R4H21A
	570 TAA Unified Outdoor Access Points	
	Aruba AP-574 (RW) TAA 802.11ax 2x2:2/4x4:4 Dual Radio 6xNf Connectorized Outdoor AP	R4H27A
	Aruba AP-574 (US) TAA 802.11ax 2x2:2/4x4:4 Dual Radio 6xNf Connectorized Outdoor AP	R4H28A
	Aruba AP-574 (EG) TAA 802.11ax 2x2:2/4x4:4 Dual Radio 6xNf Connectorized Outdoor AP	R4H24A
	Aruba AP-574 (IL) TAA 802.11ax 2x2:2/4x4:4 Dual Radio 6xNf Connectorized Outdoor AP	R4H25A
	Aruba AP-574 (JP) TAA 802.11ax 2x2:2/4x4:4 Dual Radio 6xNf Connectorized Outdoor AP	R4H26A
	Aruba AP-575 (RW) TAA 802.11ax 2x2:2/4x4:4 Dual Radio Integrated Omni Antenna Outdoor AP	R4H32A
	Aruba AP-575 (US) TAA 802.11ax 2x2:2/4x4:4 Dual Radio Integrated Omni Antenna Outdoor AP	R4H33A
	Aruba AP-575 (EG) TAA 802.11ax 2x2:2/4x4:4 Dual Radio Integrated Omni Antenna Outdoor AP	R4H29A
	Aruba AP-575 (IL) TAA 802.11ax 2x2:2/4x4:4 Dual Radio Integrated Omni Antenna Outdoor AP	R4H30A
	Aruba AP-575 (JP) TAA 802.11ax 2x2:2/4x4:4 Dual Radio Integrated Omni Antenna Outdoor AP	R4H31A
	Aruba AP-577 (RW) TAA 802.11ax 2x2:2/4x4:4 Dual Radio Integ Directional Antenna Outdoor AP	R4H37A
	Aruba AP-577 (US) TAA 802.11ax 2x2:2/4x4:4 Dual Radio Integ Directional Antenna Outdoor AP	R4H38A
	Aruba AP-577 (EG) TAA 802.11ax 2x2:2/4x4:4 Dual Radio Integ Directional Antenna Outdoor AP	R4H34A
	Aruba AP-577 (IL) TAA 802.11ax 2x2:2/4x4:4 Dual Radio Integ Directional Antenna Outdoor AP	R4H35A
	Aruba AP-577 (JP) TAA 802.11ax 2x2:2/4x4:4 Dual Radio Integ Directional Antenna Outdoor AP	R4H36A

Notes: [OCA Only Model Selection Form](#) -
[HPE Aruba Networking > Wireless > Access Points > Outdoor / Rugged:](#)
[HPE Aruba Networking 570 Series Access Points](#)



Configuration Information

Mounting Accessories

Remarks	Description	SKU
	AP Mount Kits	
	For 574, 575, 577 Std (Min 0 // max 1) User Selection (min 0 // max 1)	
	Aruba AP-OUT-MNT-V1A Outdoor AP Long Arm Pole/Wall Mounting Bracket	R9H97A
	Aruba AP-270-MNT-V2 Outdoor AP Short Arm Pole/Wall Mounting Bracket	JW053A
	Aruba AP-270-MNT-H1 Outdoor AP Hanging or One-Way Tilt Pole/Wall Mounting Bracket	JW054A
	Aruba AP-270-MNT-H2 Outdoor AP Flush Wall Mounting Bracket	JW055A
	Aruba AP-270-MNT-H3 Outdoor AP Hanging or Dual-Tilt Pole/Wall Mounting Bracket	R6W11A
Notes:	<p>For 574:</p> <ul style="list-style-type: none"> - V2 bracket most often with AP-574. Leaves chassis 7.5 cm (3") from mounting asset - H1 bracket most often used for hanging from inclined or horizontal structure. - The AP-37x chassis does not ship with bracket. <p>For 575:</p> <ul style="list-style-type: none"> - V1A bracket most often used for pole mount. - V2 bracket most often used for wall mount. - H1 bracket most often used for hanging from inclined or horizontal structure. - The AP-37x chassis does not ship with bracket <p>For 577:</p> <ul style="list-style-type: none"> - H1 bracket most often with AP-577 for mounting to a wall. Allows chassis tilt. - V1A and V2 brackets can be used but will result in the AP-577 pointing down. - The AP-37x chassis does not ship with bracket. 	

Power Options

Rule #	Description	SKU
	PoE Power Options	
	For 574, 575, 577 Std (Min 0 // max 1) User Selection (min 0 // max 1)	
	PD-9501-5GCO-AC 60W 802.3bt Smart Rate Outdoor Surge Protection Midspan Injector	R7T40A
	PD-9501-5GCO-DC 60W 802.3bt Smart Rate Outdoor Surge Protection Midspan Injector	R7T41A
*	AP-POE-ATSR 1-Port Smart Rate 802.3at 30W midspan injector	R6P67A
*	AP-POE-BTSR 1-Port Smart Rate 802.3bt 60W midspan injector	R1C73A
Notes:	<ul style="list-style-type: none"> - *If this Power Injector is selected, bring in (Min 1 // Max 1) Localized power cord based on the HPE Aruba Networking Localization Menu - Indoor Injector provides no surge protection - Indoor injector requires indoor AC power cord x - AP-57X may be powered by PoE Only - Power Cord for JW630A, R7T40A, R7T41A should be provided by installer - R7T40A and R7T41A do not include a power cord, power cord must be constructed by installer using the included power connector parts and assembled per the user guide by a certified installer <p>Power Injector Mounts</p> <p>For 574, 575, 577 Std (Min 0 // max 1) User Selection (min 0 // max 1)</p> <p>Aruba PD-MOUNT-OD Outdoor PoE Midspan Injectors Pole/Mast Mount Kit</p>	JW620A
Notes:	This is optional but recommended for outdoor injectors	

Configuration Information

Antennas

Remarks	Description	SKU
	5.0 GHz Antennas	
	For 574 Std (Min 0 // max 4) User Selection (min 0 // max 4)	
*	ANT-2x2-5005 Pair 5GHz 5dBi Omni N-type Direct Mount Outdoor Antennas	JW026A
*	ANT-2x2-5010 Pair 5GHz 10dBi Omni N-Type Direct Mount Outdoor Antennas	JW027A
	ANT-4x4-5314 5.15-5.9GHz 14dBi 30x30deg Dual Pol MIMO Hi Gain Dir N-Type Outdoor Antenna	JX988A
	ANT-3x3-5712 4.9-5.9GHz 12.0dBi 75x25deg +/- 45deg and V Pol 3 MIMO High Gain Dir Antenna	JW033A
	ANT-4x4-D707 Dual-Band 60x60deg 7dBi Panel V/H/+/-45 4 Element MIMO Outdoor Antenna	SOA65A
Notes:	<ul style="list-style-type: none"> - *Must select Qty 0 or Qty 2 - All antennas defined for AP-574 ship with bracket - ANT-2x2-5005, ANT-2x2-5010 are usually direct connect - Radio 0 (5.0 GHz) has 4 connectors - Other antennas are N-type female connectorized 	
	2.4 GHz Antennas	
	For 574 Std (Min 0 // max 2) User Selection (min 0 // max 2)	
	ANT-2x2-2005 Pair 2.4GHz 5dBi Omni N-type Direct Mount Outdoor Antennas	JW023A
	ANT-2x2-2314 2.4 GHz 14dBi 30x30deg Dual Pol MIMO High Gain Dir N-Type Outdoor Antenna	JW024A
	ANT-2x2-2714 2.4G 14dBi 70deg Sector Dual Pol MIMO N-type Outdoor Antenna	JW025A
	ANT-4x4-D707 Dual-Band 60x60deg 7dBi Panel V/H/+/-45 4 Element MIMO Outdoor Antenna	SOA65A
Notes:	<ul style="list-style-type: none"> - All antennas defined for AP-574 ship with bracket - ANT-2x2-2005 is usually direct connect - ANT-4X4-D707 on 2.4Ghz radios will only use 2 connectors - Radio 1 (2.4 GHz) has 2 connectors - Other antennas are N-type female connectorized 	

Cables

Remarks	Description	SKU
	RF Cables	
	For 574 Std (Min 0 // max 6) User Selection (min 0 // max 6)	
	AP-CBL-1 10ft(3m) Nm to Nf Outdoor Rated RF Cable	JW070A
	ANT-CBL-1 1m Nm to Nm Flexible Outdoor Rated RF Cable	JW068A
	ANT-CBL-2 2m Nm to Nm Flexible Outdoor Rated RF Cable	JW069A
	AFC7DL03-00 3m Nm to Nm Outdoor Rated RF Cable	JW064A
	AFC7DL04-00 4m Nm to Nm Outdoor Rated RF Cable	JW065A
Notes:	<ul style="list-style-type: none"> - AP-CBL-1 (JW070A) is an RF extension cable only - Radio 0 has 4 connectors - Radio 1 has 2 connectors - No cables required for direct connect omnis 	

Configuration Information

Accessories

Remarks	Description	SKU
	Lightning Surge Arrestor	
	For 574 Std (Min 0 // max 6) User Selection (min 0 // max 6)	
	AP-LAR-1 Nm to Nf Outdoor DC to 6 GHz In-line Coaxial Lightning Arrestor	JW061A
Notes:	<ul style="list-style-type: none"> - Not required unless RF cables are longer than 2m in length - When used these are ordered in groups of 4 for the 5Ghz radio - When used these are ordered in groups of 2 for the 2.4Ghz radio 	
	Spare Items	
	Std (Min 0 // max 99) User Selection (min 0 // max 99)	
Notes:	Spares of items that are shipped with the AP-570 chassis.	
	Outdoor AP Covers and Glands 1-pk M25/5-pk M20 Cover/2-pk M16 Cover/5-pk M20 Gland/2-pk Ground Kit	Q8N47A
Notes:	This is a collection of extra covers and cabling glands, replicating what is in the shipping box	
	Outdoor AP Metric to Standard M20 to 1/2 inch NPT 5-pk Thread Adapter	Q8N48A
Notes:	This is a thread adapter normally used to allow direct interface for 1/2" NPT conduit	

Software

Central

Cloud Services / Access Point Foundation Subscriptions

2, 8	HPE Aruba Networking Central AP Foundation 1 year Subscription E-STU	Q9Y58AAE
2, 8	HPE Aruba Networking Central AP Foundation 3 year Subscription E-STU	Q9Y59AAE
2, 8	HPE Aruba Networking Central AP Foundation 5 year Subscription E-STU	Q9Y60AAE
2, 8	HPE Aruba Networking Central AP Foundation 7 year Subscription E-STU	Q9Y61AAE
2, 8	HPE Aruba Networking Central AP Foundation 10 year Subscription E-STU	Q9Y62AAE

Cloud Services / Access Point Advanced Subscriptions

2, 8	HPE Aruba Networking Central AP Advanced 1 year Subscription E-STU	Q9Y63AAE
2, 8	HPE Aruba Networking Central AP Advanced 3 year Subscription E-STU	Q9Y64AAE
2, 8	HPE Aruba Networking Central AP Advanced 5 year Subscription E-STU	Q9Y65AAE
2, 8	HPE Aruba Networking Central AP Advanced 7 year Subscription E-STU	Q9Y66AAE
2, 8	HPE Aruba Networking Central AP Advanced 10 year Subscription E-STU	Q9Y67AAE

On-Prem Services / Access Point Foundation Subscriptions

3, 8	HPE Aruba Networking Central on Prem AP Foundation 1 year Subscription E-STU	R6U63AAE
3, 8	HPE Aruba Networking Central on Prem AP Foundation 3 year Subscription E-STU	R6U64AAE
3, 8	HPE Aruba Networking Central on Prem AP Foundation 5 year Subscription E-STU	R6U65AAE
3, 8	HPE Aruba Networking Central on Prem AP Foundation 7 year Subscription E-STU	R6U66AAE
3, 8	HPE Aruba Networking Central on Prem AP Foundation 10 year Subscription E-STU	R6U67AAE

On-Prem Services / Access Point Foundation Government Subscriptions

3	Aruba COP AP Foundation 1 year Government Subscription E-STU	S1P56AAE
3	Aruba COP AP Foundation 3 year Government Subscription E-STU	S1P57AAE
3	Aruba COP AP Foundation 5 year Government Subscription E-STU	S1P58AAE
3	Aruba COP AP Foundation 7 year Government Subscription E-STU	S1P59AAE
3	Aruba COP AP Foundation 10 year Government Subscription E-STU	S1P60AAE

FedRAMP Services / Access Point Advanced Subscriptions

6, 8	Aruba Central AP Advanced 1yr Subscription Government E-STU	R8K84AAE
6, 8	Aruba Central AP Advanced 3yr Subscription Government E-STU	R8K85AAE
6, 8	Aruba Central AP Advanced 5yr Subscription Government E-STU	R8K86AAE
6, 8	Aruba Central AP Advanced 7yr Subscription Government E-STU	R8K87AAE

Configuration Information

6, 8	Aruba Central AP Advanced 10yr Subscription Government E-STU	R8K88AAE
Configuration Rules		
Rule #	Description	SKU
2	Add the Central Cloud Skus to the HPE Aruba Networking Catalog as Standalone: HPE Aruba Networking > Network Management > Central > Cloud Services	
3	Add the Central On-Prem Skus to the HPE Aruba Networking Catalog as Standalone: HPE Aruba Networking > Network Management > Central > On-Prem Services	
6	Add the Central FedRAMP Service Skus to the HPE Aruba Networking Catalog as Standalone: HPE Aruba Networking > Network Management > Central > FedRAMP	
8	For OCA: When configuring the following AP 10-Pack, selection condition for this Subscription should be 0(default) or 10	
	HPE Aruba Networking AP-503 (RW) Dual Radio 2x2 802.11ax Wi-Fi 6 10-pack Campus Access Point	S1E83A
	HPE Aruba Networking AP-503 (US) Dual Radio 2x2 802.11ax Wi-Fi 6 10-pack Campus Access Point	S1E84A

As-a-Service

Cloud Services / Access Point Foundation Subscriptions

7	HPE Aruba Networking Central AP Foundation 1 year Subscription SaaS	Q9Y58AAS
7	HPE Aruba Networking Central AP Foundation 3 year Subscription SaaS	Q9Y59AAS
7	HPE Aruba Networking Central AP Foundation 5 year Subscription SaaS	Q9Y60AAS
7	HPE Aruba Networking Central AP Foundation 7 year Subscription SaaS	Q9Y61AAS
7	HPE Aruba Networking Central AP Foundation 10 year Subscription SaaS	Q9Y62AAS

Cloud Services / Access Point Advanced Subscriptions

7	HPE Aruba Networking Central AP Advanced 1 year Subscription SaaS	Q9Y63AAS
7	HPE Aruba Networking Central AP Advanced 3 year Subscription SaaS	Q9Y64AAS
7	HPE Aruba Networking Central AP Advanced 5 year Subscription SaaS	Q9Y65AAS
7	HPE Aruba Networking Central AP Advanced 7 year Subscription SaaS	Q9Y66AAS
7	HPE Aruba Networking Central AP Advanced 10 year Subscription SaaS	Q9Y67AAS

Configuration Rules

Rule#	Description	SKU
7	For IRIS reference only. No action required for OCX and Clic	



Technical Specifications

Wi-Fi Radio Specifications

- AP type: Outdoor- hardened, Wi-Fi 6 dual-radio, 5 GHz 4x4 MIMO and 2.4 GHz 2x2 MIMO
- Software-configurable dual radio supports 5 GHz (Radio 0) and 2.4 GHz (Radio 1)

5 GHz

- Four spatial stream Single User (SU) MIMO for up to 4.8 Gbps wireless data rate to individual 4SS HE160 Wi-Fi 6 client device (max)
- Two spatial stream Single User (SU) MIMO for up to 1.2 Gbps wireless data rate to individual 2SS HE80 Wi-Fi 6 client device (typical)
- Four spatial stream Multi User (MU) MIMO for up to 4.8 Gbps wireless data rate to up to four 1SS or two 2SS HE160 Wi-Fi 6 DL-MU-MIMO capable client devices simultaneously (max)
- Four spatial stream Multi User (MU) MIMO for up to 2.4 Gbps wireless data rate to up to four 1SS or two 2SS HE80 Wi-Fi 6 DL-MU-MIMO capable client devices simultaneously (typical)

2.4 GHz

- Two spatial stream Single User (SU) MIMO for up to 575 Mbps wireless data rate to individual 2SS HE40 Wi-Fi 6 client device (max)
- Two spatial stream Single User (SU) MIMO for up to 287 Mbps wireless data rate to individual 2SS HE20 Wi-Fi 6 client device (typical)
- Two spatial stream Multi User (MU) MIMO for up to 575 Mbps wireless data rate to up to two 1SS HE40 Wi-Fi 6 DL- MU-MIMO capable client devices simultaneously (max)
- Two spatial stream Multi User (MU) MIMO for up to 287 Mbps wireless data rate to up to two 1SS HE20 Wi-Fi 6 DL- MU-MIMO capable client devices simultaneously (typical)
- Support for up to 512 associated client devices per radio, and up to 16 BSSIDs per radio
- Supported frequency bands (country-specific restrictions apply):
 - 2.400 to 2.4835 GHz
 - 5.150 to 5.250 GHz
 - 5.250 to 5.350 GHz
 - 5.470 to 5.725 GHz
 - 5.725 to 5.850 GHz
 - 5.850 to 5.925 GHz
 - 5.825 to 5.875 GHz
- Available channels: Dependent on configured regulatory domain
- Dynamic frequency selection (DFS) optimizes the use of available RF spectrum
- Supported radio technologies:
 - 802.11b: Direct-sequence spread-spectrum (DSSS)
 - 802.11a/g/n/ac: Orthogonal frequency-division multiplexing (OFDM)
 - 802.11ax: Orthogonal frequency-division multiple access (OFDMA) with up to 16 resource units (RU)
- Supported modulation types:
 - 802.11b: BPSK, QPSK, CCK
 - 802.11a/g/n: BPSK, QPSK, 16-QAM, 64-QAM, 256-QAM (proprietary extension)
 - 802.11ac: BPSK, QPSK, 16-QAM, 64-QAM, 256-QAM, 1024 QAM (proprietary extension)
 - 802.11ax: BPSK, QPSK, 16-QAM, 64-QAM, 256-QAM, 1024 QAM
 - 802.11n high-throughput (HT) support: HT 20/40
 - 802.11ac very high throughput (VHT) support: VHT 20/40/80/160
 - 802.11ax high efficiency (HE) support: HE20/40/80/160
- Supported data rates (Mbps):
 - 802.11b: 1, 2, 5.5, 11
 - 802.11a/g: 6, 9, 12, 18, 24, 36, 48, 54
 - 802.11n (2.4GHz): 6.5 to 300 (MCS0 to MCS15, HT20 to HT40)
 - 802.11n (5GHz): 6.5 to 600 (MCS0 to MCS31, HT20 to HT40)
 - 802.11ac: (5 GHz): 6.5 to 3,467 (MCS0 to MCS9, NSS = 1 to 4 for VHT20 to VHT160)

Technical Specifications

- 802.11ax (2.4GHz): 3.6 to 574 (MCS0 to MCS11, NSS = 1 to 2, HE20 to HE40)
- 802.11ax (5GHz): 3.6 to 4803 (MCS0 to MCS11, NSS = 1 to 4, HE20 to HE160)
- 802.11n/ac packet aggregation: A-MPDU, A-MSDU
- Transmit power: Configurable in increments of 0.5 dBm
- Maximum (conducted) transmit power (limited by local regulatory requirements):
- 2.4 GHz band: +22 dBm per chain , +25dBm aggregate (2x2)
- 5 GHz band: +22 dBm per chain , +28dBm aggregate (4x4)
- **Notes: Conducted transmit power levels exclude antenna gain**
- Maximum EIRP (limited by local regulatory requirements):
- 2.4 GHz band:
- AP-574: 25 + antenna gain + TxBF gain
- AP-575: 29.0 dBm EIRP
- AP-577: 34.4 dBm EIRP
- 5 GHz band:
- AP-574: 28 + antenna gain + TxBF gain
- AP-575: 32.6 dBm EIRP
- AP-577: 36 dBm EIRP
- Advanced Cellular Coexistence (ACC) minimizes interference from cellular networks
- Maximum ratio combining (MRC) for improved receiver performance
- Cyclic delay/shift diversity (CDD/CSD) to enable the use of multiple transmit antennas
- Short guard interval for 20-MHz, 40-MHz, 80-MHz and 160-MHz channels
- Space-time block coding (STBC) for increased range and improved reception
- Low-density parity check (LDPC) for high-efficiency error correction and increased throughput
- Transmit beam-forming (TxBF) for increased signal reliability and range

HPE Aruba Networking 570 Series Specifications

- AP-574
- 5 GHz: Four Nf connectors for external antenna operation
- 2.4 GHz Two Nf connectors for external antenna operation
- AP-575
- Built-in omni-directional antennas
- 5 GHz Antennas 4.6 dBi
- 2.4 GHz Antennas 4.0 dBi
- AP-577
- Built-in 90°H x 90°V directional antennas
- 5 GHz Antennas 6.3 dBi
- 2.4 GHz Antennas 6.4 dBi

Power

- Worst-case power consumption from the AP: 25.6W
- Power sources sold separately
- Power over Ethernet (PoE+): 802.3at-compliant

Mounting

- Optional mounting kits:
- AP-270-MNT-V1
- AP-270-MNT-V2
- AP-270-MNT-H1
- AP-270-MNT-H2



Technical Specifications

Additional interfaces

- E0: HPE SmartRate port (RJ-45)
- Auto-sensing link speed (100/1000/2500BASE-T) and MDI/MDX
- 2.5Gbps speed complies with NBase-T and 802.3bz specifications
- PoE-PD: 48Vdc (nominal) 802.3af/at/bt (Class 3 or higher)
- 802.3az Energy Efficient Ethernet (EEE)
- E1: 10/100/1000BASE-T (RJ-45)
- Auto-sensing link speed and MDI/MDX
- 802.3az Energy Efficient Ethernet (EEE)
- Link Aggregation (LACP) support between both network ports for redundancy and increased capacity
- Bluetooth 5 and 802.15.4 radio
- 2.4 GHz
- Bluetooth 5: up to 8dBm transmit power and -95dBm receive sensitivity
- Zigbee: up to 8 dBm transmit power and -97dBm receive sensitivity
- Up to 4dBm transmit power (class 2) and -91 dBm receive sensitivity
- Visual indicator (multi-color LED): For system and radio status
- Reset button: Factory reset (during device power up)
- USB-C console interface

Dimensions and weight

- Dimensions and weights exclude mount
- AP-574:
 - 23 (W) x 24 (D) x 19 cm (H)
 - 9.0 (W) x 9.4 (D) x 7.5 in (H)
 - 2.4 kg/5.3 lbs
- AP-575:
 - 23 (W) x 24 (D) x 27 cm (H)
 - 9.0 (W) x 9.4 (D) x 10.6 in (H)
 - 2.4 kg/5.3 lbs
- AP-577:
 - 23 (W) x 22 (D) x 13 cm (H)
 - 9.0 (W) x 8.7 (D) x 5.1 in (H)
 - 2.1 kg/4.6 lbs

Environmental

- Operating:
 - Temperature: -40° C to +65° C (-40° F to +149° F)
 - Humidity: 5% to 95% non-condensing internal to chassis.
- Storage and transportation:
 - Temperature: -40° C to +70° C (-40° F to +158° F)
 - Operating altitude: 3,000 m
 - Water and dust: IP66/67
 - Salt tolerance: tested to ASTM B117-07A salt spray 200hrs
 - Wind survival: up to 165 Mph
 - Shock and vibration: ETSI 300-19-2-4



Technical Specifications

Regulatory

- FCC/ISED
 - CE Marked
 - RED Directive 2014/53/EU
 - EMC Directive 2014/30/EU
 - Low Voltage Directive 2014/35/EU
 - UL/IEC/EN 60950
 - EN 60601-1-1, EN60601-1-2
 - For more country-specific regulatory information and approvals, please see your HPE Aruba Networking representative.
-

Regulatory Model Numbers

- AP-574: APEX0574
 - AP-575: APEX0575
 - AP-577: APEX0577
-

Certifications

- CB Scheme Safety, cTUVus
 - UL2043 plenum rating
 - Wi-Fi Alliance certified 802.11a/b/g/n
 - Wi-Fi CERTIFIED™ 6 (802.11ax)
 - Wi-Fi CERTIFIED™ ac (with Wave 2 features)
 - Passpoint® (Release 2) with HPE Aruba Networking OS and Instant
-

Warranty

- **Limited lifetime warranty**
-

Minimum Operating System Software

- HPE Aruba Networking OS and HPE Aruba Networking InstantOS 8.7.0.0
-



Technical Specifications

RF Performance Table		
	Maximum transmit power (dBm) per transmit chain	Receiver sensitivity (dBm) per receive chain
2.4 GHz, 802.11b		
1 Mbps	22	-97
11 Mbps	22	-89
2.4 GHz, 802.11g		
6 Mbps	22	-94
54 Mbps	20	-76
2.4 GHz, 802.11n/ac HT20		
MCS0	22	-93
MCS8	19	-72
2.4 GHz, 802.11ax HE20		
MCS0	22	-93
MCS11	17	-62
5 GHz, 802.11a		
6 Mbps	22	-95
54 Mbps	20	-76
5GHz, 802.11n/ac HT20/VHT20		
MCS0	22	-94
MCS8	19	-72
5GHz, 802.11n/ac HT40/VHT40		
MCS0	22	-92
MCS9	19	-68
5GHz, 802.11ac VHT80		
MCS0	22	-90
MCS9	19	-65
5GHz, 802.11ac VHT160		
MCS0	22	-84
MCS9	19	-59
5GHz, 802.11ax HE20		
MCS0	22	-94
MCS11	17	-62
5GHz, 802.11ax HE40		
MCS0	22	-91
MCS11	17	-60
5GHz, 802.11ax HE80		
MCS0	22	-87
MCS11	17	-57
5GHz, 802.11ax HE160		
MCS0	22	-85
MCS11	17	-53

Notes: Maximum capability of the hardware provided (excluding antenna gain). Maximum transmit power is limited by local regulatory settings.




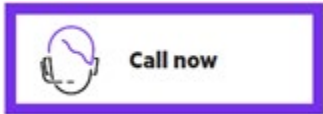
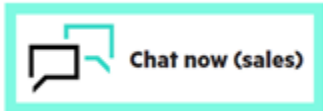
Summary of Changes

Date	Version History	Action	Description of Change
04-Dec-2023	Version 10	Changed	Series name was updated.
16-Oct-2023	Version 9	Changed	Configuration Information section was updated
07-Aug-2023	Version 8	Changed	Configuration Information section was updated.
21-Nov-2022	Version 7	Changed	Configuration Information section was updated.
01-Aug-2022	Version 6	Changed	Configuration Information section was updated.
06-Dec-2021	Version 5	Changed	SKUs were added in Configuration Information section
15-Mar-2021	Version 4	Changed	SKUs were added in Configuration Information section
02-Nov-2020	Version 3	Changed	Configuration Information section was updated. New SKUs were added.
08-Sep-2020	Version 2	Changed	Configuration Information section was updated. New SKUs were added.
04-May-2020	Version 1	New	New QuickSpecs



Copyright

Make the right purchase decision.
Contact our presales specialists.



© Copyright 2023 Hewlett Packard Enterprise Development LP. The information contained herein is subject to change without notice. The only warranties for Hewlett Packard Enterprise products and services are set forth in the express warranty statements accompanying such products and services. Nothing herein should be construed as constituting an additional warranty. Hewlett Packard Enterprise shall not be liable for technical or editorial errors or omissions contained herein.

To learn more, visit: <http://www.hpe.com/networking>

a00056659enw - 16341 - Worldwide - V10 - 04-December-2023