

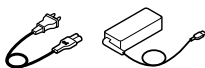
ThinkPad® P72

Setup Guide

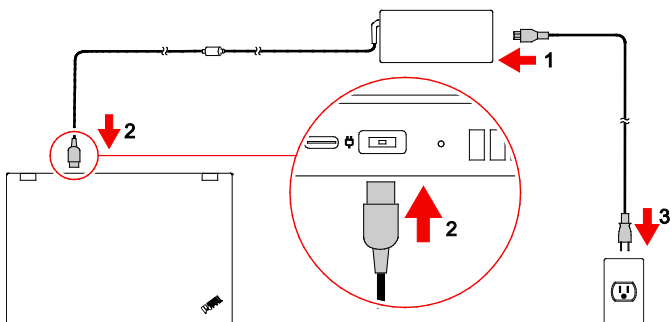
The Lenovo logo is a red vertical rectangle with the word "Lenovo" written in white, oriented vertically from bottom to top.

Lenovo

Unpack



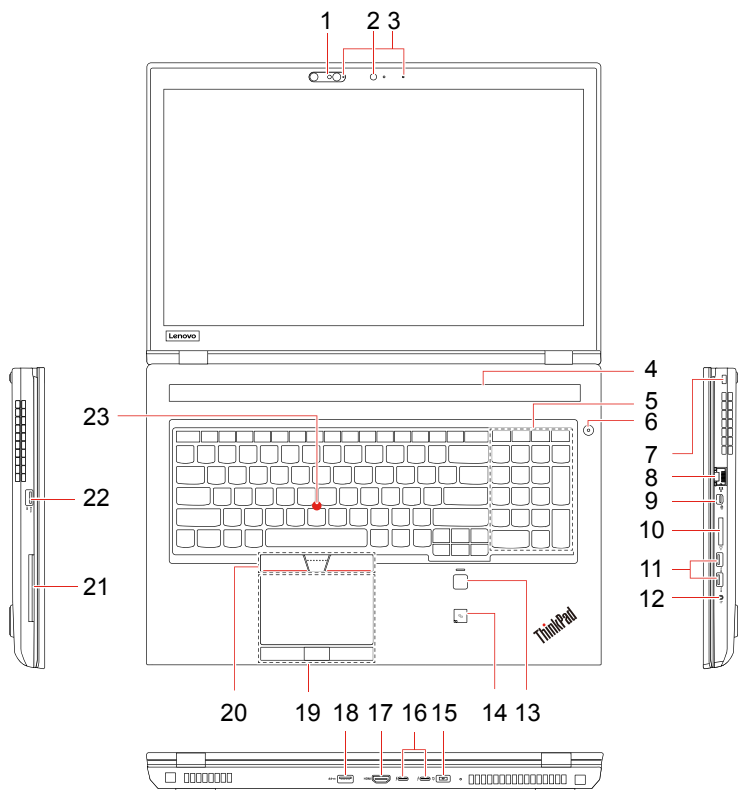
Initial setup



E-manual



Overview



[English]

- | | |
|--------------------------------|-----------------------------------------------------------------------------|
| 1. Infrared camera * | 2. Conventional camera
(available on models with the
infrared camera) |
| 3. Microphones * | 4. Speakers |
| 5. Numeric keypad | 6. Power button |
| 7. Security-lock slot | 8. Ethernet connector |
| 9. Mini DisplayPort® connector | 10. SD-card slot |
| 11. USB 3.1 connectors Gen 1 | 12. Audio connector |
| 13. Fingerprint reader | 14. NFC label * |
| 15. Power connector | 16. USB-C™ connectors
(Thunderbolt™ 3 compatible) |
| 17. HDMI™ connector | 18. USB 3.1 connector Gen 1 |
| 19. Trackpad with buttons | 20. TrackPoint® buttons |
| 21. Smart-card slot * | 22. Always On USB 3.1 connector
Gen 1 |
| 23. TrackPoint pointing stick | |

* Available on some models

Regulatory labels

Depending on your country or region, government-required regulatory information is provided through one of the following methods:

- On a physical label attached to the outside of your computer shipping carton
- On a physical label attached to your computer
- Through an electronic-label screen (E-label screen) preinstalled on your computer

To access the E-label screen, do one of the following:

- Restart the computer. When the logo screen is displayed, press F9. The E-label screen is displayed.
- Restart the computer. When the logo screen is displayed, press Enter or tap the prompt to enter the Startup Interrupt menu. Then press F9 or tap the Regulatory Information option. The E-label screen is displayed.

European Union conformity

EU contact: Lenovo, Einsteinova 21, 851 01 Bratislava, Slovakia



Compliance to Directives for Information Technology Equipment (ITE) and Radio Equipment

EMC Directive Statement: This product is in conformity with the protection requirements of EU Council Directive 2014/30/EU on the approximation of the laws of the Member States relating to electromagnetic compatibility. The full compliance statement is located in the *User Guide*.

Models with a radio device:

Compliance with the Radio Equipment Directive

Hereby, Lenovo (Singapore) Pte. Ltd., declares that the radio equipment type ThinkPad P72 is in compliance with Directive 2014/53/EU.

The full text of the system EU declaration of conformity and the EU wireless module declarations are available at the following Internet addresses:

- For notebook computers:
<https://www.lenovo.com/eu-doc-notebooks>
- For tablets:
<https://www.lenovo.com/eu-doc-tablets>

This radio equipment operates with the following frequency bands and maximum radio-frequency power:

Technology	Frequency band [MHz]	Maximum transmit power
WLAN 802.11b/g/n	2400 - 2483.5	< 20 dBm
WLAN 802.11a/n/ac	5150 - 5725	< 23 dBm
WLAN 802.11a/n/ac	5725 - 5875	< 13.98 dBm
Bluetooth BR/EDR/LE	2400 - 2483.5	< 20 dBm
NFC	13.56	< -5.31 dBμA/m @10m

Note: The list of wireless modules used in this product is available in the *Regulatory Notice*. You can download the latest *Regulatory Notice* for this product from the Lenovo Support Web site:
<https://support.lenovo.com>

First Edition (August 2018)

© Copyright Lenovo 2018.

LIMITED AND RESTRICTED RIGHTS NOTICE: If data or software is delivered pursuant to a General Services Administration "GSA" contract, use, reproduction, or disclosure is subject to restrictions set forth in Contract No. GS-35F-05925.

Reduce | Reuse | Recycle

