

USB to RS232 Adapter

4 port USB to RS232 Adapter

ICUSB2324

Instruction Manual



Actual product may vary from photo

StarTech.com 
Making hard-to-find easy!

FCC Compliance Statement

This equipment has been tested and found to comply with the limits for a Class B digital device, pursuant to part 15 of the FCC Rules. These limits are designed to provide reasonable protection against harmful interference in a residential installation. This equipment generates, uses and can radiate radio frequency energy and, if not installed and used in accordance with the instructions, may cause harmful interference to radio communications. However, there is no guarantee that interference will not occur in a particular installation. If this equipment does cause harmful interference to radio or television reception, which can be determined by turning the equipment off and on, the user is encouraged to try to correct the interference by one or more of the following measures:

- Reorient or relocate the receiving antenna.
- Increase the separation between the equipment and receiver.
- Connect the equipment into an outlet on a circuit different from that to which the receiver is connected.
- Consult the dealer or an experienced radio/TV technician for help.

Use of Trademarks, Registered Trademarks, and other Protected Names and Symbols

This manual may make reference to trademarks, registered trademarks, and other protected names and/or symbols of third-party companies not related in any way to StarTech.com. Where they occur these references are for illustrative purposes only and do not represent an endorsement of a product or service by StarTech.com, or an endorsement of the product(s) to which this manual applies by the third-party company in question. Regardless of any direct acknowledgement elsewhere in the body of this document, StarTech.com hereby acknowledges that all trademarks, registered trademarks, service marks, and other protected names and/or symbols contained in this manual and related documents are the property of their respective holders.

Table of Contents

Introduction	1
Features	1
System Requirements	1
Package Contents	1
Installation	2
Driver Installation	2
Specifications	3
General Specifications	3
DB9 Pin Assignments	3
Technical Support	4
Warranty Information	4

Introduction

Thank you for purchasing a StarTech.com 4 port USB to Serial adapter. Now you can add four Serial ports to your computer, using a simple USB connection - the perfect solution for adding legacy serial devices to a system with few or no serial ports available.

Features

- Bus-powered operation – requires no external power adapter
- Fully compliant with USB 1.1 specifications and compatible with USB 2.0
- Easy Plug-and-Play installation

Before you begin

System requirements:

- An available USB/USB 2.0 port

Package contents:


This package should contain:

- 1 x 4 Port Serial Adapter
- 1 x 6' USB cable
- 1 x Instruction manual
- 1 x Driver CD

Installation

1. Insert the Driver CD that was included with ICUSB2324 into the CD/DVD-ROM drive on the host computer.

2. Connect the Type-B end of the USB cable used in step 1 to the USB type 'B' port on the rear panel of ICUSB2324.



3. Connect the type 'A' end of the USB cable into an available USB port on the host computer, or an available USB port on a USB hub.
4. **Optional:** Connect a 5V DC power adapter to the power port on the rear panel of ICUSB2324, if the serial devices that will be connected require more power than the USB bus on the host computer can support.

Driver Installation

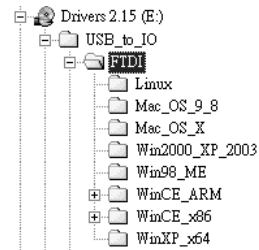
1. Once ICUSB2324 has been connected to the host computer, the operating system will detect the connection and automatically launch the **Add New Hardware Wizard**. When the Wizard appears, click **Next**.

2. At the next screen, select **Search for the best driver for your device**, and click **Next**.

3. Select **Specify a location** and browse to the folder that corresponds to the operating system that is installed on the host computer, where E:\ is the designated CD/DVD-ROM drive.

Windows XP, 2000, 2003 users:
E:\USB_to_IO\FTDI\Win2000_XP_2003

Windows 98/ME users:
E:\USB_to_IO\FTDI\Win98_ME



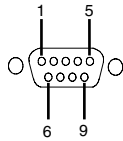
4. Click **Next**. Windows will begin copying the necessary files.
5. Click **Finish** when prompted, to complete the driver installation.
6. After installing the drivers, Windows will detect the new COM ports and begin to initialize them. Your new COM ports, numbered sequentially following the existing ports in your system, are now ready.

Specifications

General Specifications

Regulatory Certifications	ROHS, FCC, CE
Connectors	1 - USB B Male 4 - DB9 Male
Power Adapter	5V DC
Maximum Data Transfer Rate	115 Kbps
Maximum Bandwidth	921 Kbps
OS Support	Windows 98SE/ME/2000/XP/Vista/MAC OS 8.6 AND UP
Operating Temperature	0 to 55° C (32 to 13° F)
Operating Humidity	5 to 95% RH

DB9 Pin Assignments



Pin	Signal
1	DCD
2	RXD
3	TXD
4	DTR
5	GND
6	DSR
7	RTS
8	CTS
9	RI

DB9 (USB Adapter)	DB9 (Serial Device)
1 DCD	← 1 DCD
2 RXD	↔ 2 RXD
3 TXD	↔ 3 TXD
4 DTR	↔ 4 DTR
5 GND	↔ 5 GND
6 DSR	↔ 6 DSR
7 RTS	↔ 7 RTS
8 CTS	↔ 8 CTS

Technical Support

StarTech.com's lifetime technical support is an integral part of our commitment to provide industry-leading solutions. If you ever need help with your product, visit **www.startech.com/support** and access our comprehensive selection of online tools, documentation, and downloads.

Warranty Information

This product is backed by a lifetime warranty. In addition, StarTech.com warrants its products against defects in materials and workmanship for the periods noted, following the initial date of purchase. During this period, the products may be returned for repair, or replacement with equivalent products at our discretion. The warranty covers parts and labor costs only. StarTech.com does not warrant its products from defects or damages arising from misuse, abuse, alteration, or normal wear and tear.

Limitation of Liability

In no event shall the liability of StarTech.com Ltd. and StarTech.com USA LLP (or their officers, directors, employees or agents) for any damages (whether direct or indirect, special, punitive, incidental, consequential, or otherwise), loss of profits, loss of business, or any pecuniary loss, arising out of or related to the use of the product exceed the actual price paid for the product. Some states do not allow the exclusion or limitation of incidental or consequential damages. If such laws apply, the limitations or exclusions contained in this statement may not apply to you.

About StarTech.com

StarTech.com is “The Professionals’ Source for Hard-to-Find Computer Parts”. Since 1985, we have been providing IT professionals with the quality products they need to complete their solutions. We offer an unmatched selection of computer parts, cables, server management solutions and A/V products and serve a worldwide market through our locations in the United States, Canada, the United Kingdom and Taiwan.

Visit **www.startech.com** for complete information about all our products and to access exclusive interactive tools such as the Parts Finder and the KVM Reference Guide. StarTech.com makes it easy to complete almost any IT solution. Find out for yourself why our products lead the industry in performance, support, and value.