

XEROX[®]

Technology | Document Management | Consulting Services

CopyCentre[®]
C118

WorkCentre[®]
M118/M118i

copy | print | fax | email

Evaluator Guide

Xerox CopyCentre[®] C118

Xerox WorkCentre[®] M118/M118i



ABOUT THIS GUIDE

This guide will introduce you to the Xerox CopyCentre® C118 / WorkCentre® M118/M118i multifunction device, and aid you in your evaluation process.

CONTENTS

Section 1 – Product Overview

Product Overview	1
Configurations	2

Section 2 – Evaluating Multifunction devices

Suggests specific features to look for in a product of this class, how to evaluate those features, and how the Xerox products measure up.

Technology	3
Convenience	5
Adaptability and Flexibility	5

Section 3 – Competitive Comparisons, Configuration Summary, Specifications, Media List, Service & Support, etc.

Competitive Comparisons	6
Specifications	7
Total Satisfaction Services™	8
Additional Information Sources	9

SECTION 1

Product Overview

With outstanding print, copy, fax and emailing capabilities, the Xerox CopyCentre® C118 and WorkCentre® M118/M118i multifunction devices are ideal for businesses requiring a cost effective all in one solution capable of 11 x 17 inch printing and copying.

Exceptional Technology

Built on an historical leadership in copying and multifunction capabilities, the Xerox CopyCentre® C118 and WorkCentre® M118/M118i multifunction devices deliver superior image quality. Leveraging the latest in device management technology, intelligent consumables and PC fax capabilities, they are designed to put leading multifunction capabilities within reach of every small office or workgroup.


Convenience

Sized for the space conscious office yet packed with all the power a busy office demands. From simple scan-to-email, to one-touch speed dials for faxing, all features are intuitive and concurrent.

Adaptable and Flexible




The CopyCentre® C118 and WorkCentre® M118/M118i multifunction devices are space saving systems that provides the flexibility to meet your needs with several available configurations. It can be configured as an independent copier, or as a comprehensive system, capable of printing, copying, faxing and emailing to meet the needs of every stage in the document creation and work processes of your business.

Depending on paper tray requirements, the Xerox CopyCentre® C118 and WorkCentre® M118/M118i multifunction device can be set up as a desktop device or on a separate stand for busier environments.



Shown: Xerox WorkCentre M118i with options for 1-tray module and 2-tray module.

CONFIGURATIONS

		
CopyCentre C118	WorkCentre M118	WorkCentre M118i
The CopyCentre C118 comes packed with a full set of standard features for all your office copying needs.	The WorkCentre M118 starts with all the built-in power of the CopyCentre C118 and adds:	The WorkCentre M118i expands capabilities even further by:
18 cpm	OCT (Offset Catch Tray)	Scan to Email
7.4 sec First-Copy-Out-Time (FCOT)	64 MB of dedicated printer memory expandable up to 320 MB)	ScanSoft PaperPort and OmniPage
300 MHz Power PC controller	600 dpi print resolution	Total machine memory of 288 MB
50% - 200% reduce/enlarge in 1% increments	10/100BaseTX Ethernet, Parallel and USB 2.0	
Paper Input: • 250-sheet Tray 1, 90 gsm • 100-sheet bypass tray, 216 gsm • Optional trays 2, 3, 4 - 500-sheets each	PCL6	Adobe PostScript 3
Duty Cycle: • 50,000 (peak monthly volume)	CentreWare Internet Services for remote device management	
Auditron for access control (Up to 50 users)	DADF and Duplex	DADF and Duplex
OPTIONS:		
• 1-tray module (adds 500-sheets) • 2-tray module (adds 1000-sheets) for a total paper capacity of 1850 sheets	• 1-tray module (adds 500-sheets) • 2-tray module (adds 1000-sheets) for a total paper capacity of 1850 sheets	• 1-tray module (adds 500-sheets) • 2-tray module (adds 1000-sheets) for a total paper capacity of 1850 sheets
Stand	Stand	Stand
DADF and Duplex		



Shown: Xerox WorkCentre M118i with options for 1-tray module and stand.

SECTION 2

Evaluating Workgroup Multifunction Devices

As the company that invented laser printing, Ethernet networking, and the first digital Multifunction Product, Xerox has invested years of research and development in designing the most productive office devices in the industry. This experience has positioned Xerox as the recognized leader in office MFP design and performance.

Most multifunction devices look the same from the outside. And from a quick look at specifications on speeds, feeds, and print resolution, you might incorrectly conclude that most multifunction devices are basically equal. This section of the Evaluator Guide will suggest ways you can thoroughly evaluate them, and show how the Xerox CopyCentre C118 and WorkCentre M118/M118i models can meet your needs.

Consider the key areas of:

- Technology
- Convenience
- Flexibility

EVALUATE

TECHNOLOGY

Whether it's quality of output, reliable up time or advanced features, technological superiority comes back to the quality of the design and manufacture of the product in question.

CHECK ✓

- Consider image quality as a measure of technology implementation. Is the quality up to the requirements of your applications?
- Consider device up time. Is the device simple to maintain or do you need to waste valuable time waiting for a service technician?
- Consider remote management. Can system administrators configure and control device features remotely?
- Consider scanning. Can the device you are evaluating scan a variety of document sizes in varying resolutions and provide a variety of output formats?

**HOW THE COPYCENTRE C118 / WORKCENTRE M118/M118i
MULTIFUNCTION DEVICE EXCEEDS THE TECHNOLOGY REQUIREMENT**

With leading high-performance features, the Xerox CopyCentre C118 and WorkCentre M118/M118i keep productivity high and costs low.

- | | | |
|--|--|---|
| MEETS
<input type="checkbox"/> | EXCEEDS
<input type="checkbox"/> | 1. 600 x 600 dpi print quality provides crisp text and fine line detail in all common office applications. |
| MEETS
<input type="checkbox"/> | EXCEEDS
<input type="checkbox"/> | 2. Xerox unique Smart Kit design for consumables detects and prevents downtime, avoiding the delay of a service call. |
| MEETS
<input type="checkbox"/> | EXCEEDS
<input type="checkbox"/> | 3. With industry leading device management, administrators can configure network settings, control users' access to features, manage job queues and track the status of consumables all from a remote location. |
| MEETS
<input type="checkbox"/> | EXCEEDS
<input type="checkbox"/> | 4. Scan-to-email up to 11 x 17 in. documents in resolutions of 200, 300, or 400 dpi and deliver the output in TIFF or PDF formats. |



EVALUATE

CONVENIENCE

CHECK ✓

- Convenience is important in a shared environment. The device under consideration must be easy for all users to access and operate. Consider ease-of-use features like PC fax and speed dials. Also consider the lesser used features, are they as easy and intuitive as the every-day tasks?

ADVANTAGE XEROX

HOW THE COPYCENTRE C118 / WORKCENTRE M118/M118i MULTIFUNCTION DEVICE EXCEEDS THE CONVENIENCE REQUIREMENT

- | | | |
|--------------------------|--------------------------|--|
| MEETS | EXCEEDS | 1. Integrated installation tools and auto IP setup make the WorkCentre C118 / WorkCentre M118/M118i easy to get up and running right away. |
| <input type="checkbox"/> | <input type="checkbox"/> | |
| MEETS | EXCEEDS | 2. Save time and money with PC fax capability. Access a file on your desktop and fax it over the network. |
| <input type="checkbox"/> | <input type="checkbox"/> | |
| MEETS | EXCEEDS | 3. Enjoy the convenience of fast fax connections with one-touch speed dials and broadcast dialing. |
| <input type="checkbox"/> | <input type="checkbox"/> | |
| MEETS | EXCEEDS | 4. Eliminate costly long-distance fax fees with the simple scan-to-email solution. |
| <input type="checkbox"/> | <input type="checkbox"/> | |

EVALUATE

FLEXIBILITY

CHECK ✓

- Consider your needs both now and in the future.
Can the equipment you acquire today expand to meet your needs in the future?
Is the media capability, both size and weight, sufficient to meet your needs?

ADVANTAGE XEROX

HOW THE COPYCENTRE C118 / WORKCENTRE M118/M118i MULTIFUNCTION DEVICE EXCEEDS THE FLEXIBILITY REQUIREMENT

- | | | |
|--------------------------|--------------------------|--|
| MEETS | EXCEEDS | 1. From basic copy functions to a comprehensive multifunction solution, you can configure and option this device to meet your requirements both now and in the future. |
| <input type="checkbox"/> | <input type="checkbox"/> | |
| MEETS | EXCEEDS | 2. Large media flexibility in both size (up to 11 x 17 in.) and weight (up to 110 lb.) to meet all user requirements. |
| <input type="checkbox"/> | <input type="checkbox"/> | |
| MEETS | EXCEEDS | 3. Up to 1850-sheet input from up to 5 different sources helps to meet the needs of a diverse workgroup. |
| <input type="checkbox"/> | <input type="checkbox"/> | |

SECTION 3

Competitive Comparisons, Specifications, Media List, Service & Support

COMPETITIVE COMPARISONS

GENERAL SPECIFICATIONS	XEROX WorkCentre M118i	CANON IR2000/2010	RICOH Aficio 2018/2018D
• Speed (Letter/A4)	18 ppm	20 ppm	18 ppm
• Speed (Ledger/A3)	10 ppm	9 ppm	8 ppm
• Warm Up Time	25 sec.	30 sec.	15 sec.
• ADF Capacity	50 sheets	50 sheets	50 sheets
• Std./Max Paper Capacity/Max Trays	350 / 1850 / 5	600 / 1150 / 5	600 / 1600 / 5
• Finishing Std./Opt.	None	Opt: Internal Finisher - 30 sets, 15 sheets	None
• Monthly Duty Cycle	50 K	50 K	15 K
• Media Weight Capabilities	16 - 110 lb	17 - 32 lb	14 - 42 lb
COPYING			
• Max Copy Resolution	600 dpi	600 dpi	600 dpi
• FCOT from Platen	7.4 sec.	8.3 sec.	6.5 sec.
• Hard Disk Drive	None	10 GB	None
• Max Original Copy Size	11"x 17"	11"x 17"	11"x 17"
NETWORK PRINTING			
• Network Interface Std./Opt.	Std. IEEE 1284, 10/100BaseTX, USB 2.0	Std. IEEE 1284, 10/100BaseTX, USB 2.0	Std. IEEE 1284, 10/100BaseTX, USB 2.0
• Network Protocol	TCP/IP, IPX/SPX	TCP/IP, IPX/SPX	TCP/IP, IPX/SPX,
• PDL, PCL, (Opt.)	PCL6, Adobe PS3	PCL6	PCL6, (Adobe PS3)
• Max Print Resolution	600 dpi	600 dpi	600 dpi
SCANNING			
• Resolution	600 dpi	600 dpi	600 dpi
• Speed	Up to 44 ipm	18 ipm	Up to 43 ipm
FAXING			
• Max Fax modem Speed / Compression	33.6 KBps / Super G3	33.6 KBps / Super G3	33.6 KBps / Super G3
• Data Compression Method	MH, MR, MMR, JBIG	MH, MR, MMR, JBIG	MH, MR, MMR, JBIG
• Hard Quick Dials / Speed Dials	54 / 200	63 / 137	32 / 150
CONSUMABLES			
• Toner / Developer	11K / 60K	8K / 21K	9K / 60K

CopyCentre C118 / WorkCentre M118 / WorkCentre M118i beat all competitors when it comes to Copy/Print features and Media Handling.

SPECIFICATIONS

FEATURE DESCRIPTION	XEROX CopyCentre C118	XEROX WorkCentre M118	XEROX WorkCentre M118i
COPIER			
• First Copy Out Time (A4/Letter – long edge feed)	< 7.4 seconds	< 7.4 seconds	< 7.4 seconds
• Continuous Copy Speed			
A4/Letter – long edge feed, 1 sided	18 cpm	18 cpm	18 cpm
A4/Letter – short edge feed, 1 sided	10 cpm	10 cpm	10 cpm
• Reduce/Enlarge	50% - 200% in 1% increments	50% - 200% in 1% increments	50% - 200% in 1% increments
• Maximum copy volume setting	99	99	99
• Duplex (two-sided copying)	Optional	Standard	Standard
NETWORK PRINTER			
• Printing Method		Laser Xerography	Laser Xerography
• Controller		Power PC 300 MHz	Power PC 300 MHz
• Printing Speed (A4/Letter – long edge feed)		18 ppm	18 ppm
• Resolution		600 dpi	600 dpi
• PDL			
PCL6		Standard	Standard
Adobe PostScript 3			Standard
• Operating Systems		Win 95/98, Me, 2000, XP, NT4.0, Server 2003, and Mac OS	Win 95/98, Me, 2000, XP, NT4.0, Server 2003, and Mac OS
• Network Protocols			
TCP/IP		Standard	Standard
SMB		Standard	Standard
IPP		Standard	Standard
Port9100		Standard	Standard
EtherTalk		Standard	Standard
• CentreWare Utilities		Standard	Standard
SCAN-TO-EMAIL			
• Maximum scan size			Up to 11 x 17 in. (297 x 432 mm)
• Resolution			200 x 200 dpi 300 x 300 dpi 400 x 400 dpi
• Scanning Speed			44 sheets/min. (A4/Letter – long edge feed, 200 dpi) 18 sheets/min. at 600 dpi
• CentreWare Utilities			Standard
• Scan Format			TIFF, PDF
BUNDLED SOFTWARE			
• Scansoft			OmniPage 8.0 PaperPort 2.0

SPECIFICATIONS (CONTINUED)

FEATURE DESCRIPTION	XEROX CopyCentre C118	XEROX WorkCentre M118	XEROX WorkCentre M118i
FAX			
• Capability		G3	G3
• Transmission speed		< 3 seconds (G3: 33.3 kbps)	< 3 seconds (G3: 33.3 kbps)
• Compression system		MH, MR, MMR, JBIG	MH, MR, MMR, JBIG
• Sending Document Size		Up to 11 x 17 in. (297 x 432 mm)	Up to 11 x 17 in. (297 x 432 mm)
• Applicable Lines		PSTN, PBX	PSTN, PBX
• Speed Dial/Broadcast Dialing		200 destinations, 30 groups	200 destinations, 30 groups
GENERAL AND PAPER HANDLING			
• Warm-up time		Less than 25 seconds	
• Network Interface		100Base-TX/10Base-T, Parallel Port (IEEE 1284), USB 2.0	
• Original Weight (Document Feeder – DADF/ADF)		One side: up to 28 lb. bond Double sided: up to 28 lb. bond	
• Original Size		Platen or DADF: up to 11 x 17 in. (297 x 432 mm) C118 and M118 must choose either platen or DADF. DADF and Duplex standard on M118i	
• Original Capacity (DADF/ADF)		Max 50 sheets (80 gsm)	
• Paper Source (A4/Letter – long edge feed)		Standard: Bypass: 100-sheet and Tray 1: 250-sheet Optional: Trays 2, 3, 4: 500 sheets each Bypass: 100-sheet	
• Paper Size		Tray 1-4 and Bypass: up to 11 x 17 in. (297 x 432 mm)	
• Paper Weight		Tray 1: 16 – 60 lb. Trays 2, 3, 4 and Bypass: 16 – 110 lb.	
• Duty Cycle		50,000	
• Auditron		50 users for copy, fax, scan. 200 users for print	
• Power Source		120V (12A), 220-240V (8A)	
• Max. Power Consumption		120V – 1.44 KW 220V – 1.76 KW 240V – 1.92 KW	
• Weight		119.7 lbs. (54.3 Kg) Main body + DADF + Duplex Kit 99.2 lbs. (45 Kg) Main body: digital copier version	
• Space Requirements (W/D/H) Base unit with platen		25 x 20.3 x 14 inches (635 x 516 x 356 mm)	

TOTAL SATISFACTION SERVICES™

US	
Part #	Description
118SAP	Annual On-Site Service. Available on an annual basis.
118S3P	2 Additional years of on-site service. Available only during first 90 days of product ownership.
118S4P	3 Additional years of on-site service. Available only during first 90 days of product ownership.
RINST	Installation
CANADA	
Part #	Description
118SAPC	Annual On-Site Service. Available on an annual basis.
118S3PC	2 Additional years of on-site service. Available only during first 90 days of product ownership.
118S4PC	3 Additional years of on-site service. Available only during first 90 days of product ownership.
RINSTC	Installation

ADDITIONAL INFORMATION SOURCES

The Front Panel

The Front Panel offers tools and information pages to help with machine set-up, feature selections, solve operational problems, media feed and supply issues.

The Customer Documentation CD-ROM contains:

- MFP User's Guide
- System Admin Guide

The Driver CD-ROM contains:

- PCL print drivers
- Fax drivers

On the Web

Visit www.xerox.com/office for:

- Product, supplies, and support information
- Downloading drivers
- Finding your local reseller
- On-line documentation

Visit www.xerox.com/office/support for:

Support and service information including the same troubleshooting knowledge base used by Xerox Customer Support staff to provide the latest technical information on:

- Application issues
- Errors
- Print-quality issues
- Troubleshooting

Questions? Comments? Problems?

*If you have any questions or issues with your evaluation printer,
please contact your Xerox sales representative or the Xerox Office*

Printing Help Desk at: U.S. AND CANADA 1-877-362-6567

Or visit us on the web at www.xerox.com/office

