



SPECIFICATIONS

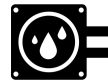
Marketing Name	GeForce RTX™ 5080 16G SUPRIM LIQUID SOC
Model Name	G5080-16SLS
Graphics Processing Unit	NVIDIA® GeForce RTX™ 5080
Interface	PCI Express® Gen 5 x 16
Core Clocks	Extreme Performance: 2760 MHz (MSI Center) Boost: 2745 MHz
CUDA® CORES	10752 Units
Memory Speed	30 Gbps
Memory	16 GB GDDR7
Memory Bus	256-bit
Output	DisplayPort x 3 (v2.1b) HDMI™ x 1 (As specified in HDMI™ 2.1b: up to 4K 480Hz or 8K 120Hz with DSC, Gaming VRR, HDR)
HDCP Support	Y
Power consumption	360 W
Power connectors	16-pin x 1
Recommended PSU	850 W
Card Dimension (mm)	Card: 280 x 148 x 51mm Radiator: 394 x 121 x 55mm Tube length: 450mm
Weight (Card / Package)	2812 g / 4129 g
DirectX Version Support	12 Ultimate
OpenGL Version Support	4.6
Maximum Displays	4
G-SYNC® technology	Y
Digital Maximum Resolution	7680 x 4320

FEATURES



SUPERIOR HYBRID COOLING

SUPRIM LIQUID's innovative Hybrid design uses both air cooling with STORMFORCE Fan and liquid cooling to effectively manage heat from the GPU and VRAM.



Advanced Performance Pump

A premium design for optimal flow, delivering automotive-grade coolant to ensure the SUPRIM LIQUID stays cool and performs efficiently.



360 mm Aluminum Radiator

The 360 mm aluminum radiator ensures efficient cooling, while the STORMFORCE fans enhance airflow and simplifies cable management for a tidy installation.



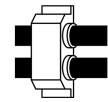
STORMFORCE FAN

Seven fan blades, claw texturing, and a circular arc are designed for optimal airflow with minimal noise.



Micro-Fin Copper Base

A copper base with fine micro-fins immersed in the liquid stream effectively transfers heat away from the VRAM and GPU.



Durable Tubing with Scratch-proof Cover

Braided PVC tubes resist permeation and stay flexible, while the scratch-proof cover enhances durability during SUPRIM LIQUID installation.



Metal Backplate


A reinforcing metal backplate with airflow vents and thermal pads enhances cooling.



MSI Center

The exclusive MSI Center software lets you monitor, tweak and optimize MSI products in real-time.

CONNECTIONS



1. DisplayPort
2. HDMI™