

Quick Start Guide

Terms & Conditions

Read this document before operating the product

Read this document before operating the mobile device, accessories, or software (defined collectively and individually as the "Product") and keep it for future reference. This document contains important Terms and Conditions. Electronic acceptance, opening the packaging, use, or retention of the Product constitutes acceptance of these Terms and Conditions.

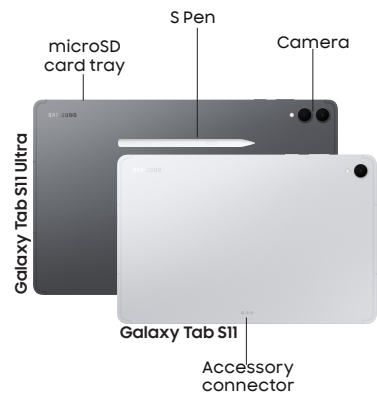
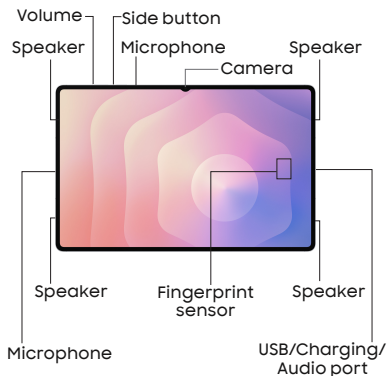
SAMSUNG Galaxy Tab S11 | Tab S11 Ultra

Rated IP68: Dust-tight. Tested for submersion in up to 5 feet of fresh water for up to 30 minutes.



QR code for Samsung use
Printed in Korea
GH68-57405G

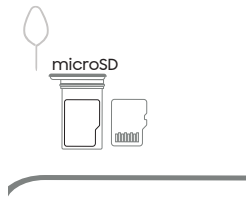
Your device



Get started

Insert an SD card

Use the tool to open the tray, then insert the microSD™ card (not included).



Charge your device

Use the included USB cable and a USB Type-C adapter (sold separately).

Turn the device on

Press and hold the Side button for a few seconds.

Connect to Wi-Fi

Open Settings > Connections > Wi-Fi and select a network.

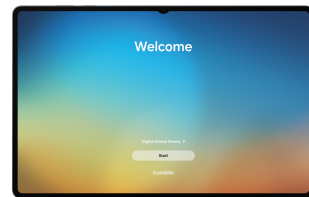
USB Type-C 3A cable included. For more information about charging, visit samsung.com/us/support/answer/ANS10001612

Use only compatible charging devices and accessories. Damage caused by use of accessories which are not compatible may not be covered by warranty.

Set up your device

Start using your new device

Follow the prompts.



Scan the code

Use your old device for more information on how to switch.



or visit
samsung.com/us/switchtogalaxy

Do more

Your Samsung account

Do everything Samsung with one account. Sign in at samsung.com/us/mypage to connect all your devices, use the latest features, and access exclusives, plus product support, order tracking, and more.

Need help?

samsung.com/us/support
youtube.com/samsungcare

Find the user guide



Settings



Tips and user guide

Approved firmware versions

This device will only operate with firmware versions that have been approved for use by the device manufacturer. If unauthorized firmware is placed on the device it might not function properly.

Safeguarding devices

We encourage customers to take appropriate measures to secure their devices and invite them to take advantage of the features available on this device to help secure it from theft and/or other unauthorized access and use. This device has a locking function (e.g., user-defined codes or patterns) that can serve as a first line of defense against unauthorized use or access to stored information. Preloaded security applications that allow customers to track or locate misplaced devices can be found on several devices.

Terms & Conditions

Important Legal information

Read this document before operating the mobile device, accessories, or software (defined collectively and individually as the “Product”) and keep it for future reference. This document contains important Terms and Conditions. Electronic acceptance, opening the packaging, use, or retention of the Product constitutes acceptance of these Terms and Conditions.

You can obtain a copy of the complete Terms and Conditions and Samsung Standard One-year Limited Warranty by contacting Samsung at the address or phone number provided in this document.

Dispute Resolution Agreement - This Product is subject to a binding Dispute Resolution Agreement, which includes arbitration terms, between you and SAMSUNG ELECTRONICS AMERICA, INC. (“Samsung”). You can opt out within 30 calendar days of purchase: email optout@sea.samsung.com or call 1-800-SAMSUNG (726-7864) and providing the applicable information.

The Dispute Resolution Agreement, Standard One-year Limited Warranty, End User License Agreement (EULA), and additional Health, Safety and Device care information, including:

- Device Temperature
- Samsung Knox security platform
- Maintaining Dust and Water Resistance (IP rating)
- Location, Navigation, GPS and AGPS
- Wireless Emergency Alerts (WEA)
- Hearing Aid Compatibility (HAC)

are available at:

English:
www.samsung.com/us/support/legal/mobile

Spanish:
www.samsung.com/us/support/legal/mobile-sp

This information is also on the device:

Settings > About phone or About device or About tablet or About watch > Legal information > Samsung legal or, search for “Legal”

You can access the Federal Communications Commission (FCC) certification, if applicable, by opening Settings > About phone or About device or About tablet or About watch > Status or Status information

Energy Star

As an ENERGY STAR® Partner, Samsung has determined that this Product meets the ENERGY STAR Guidelines for energy efficiency.

Samsung is a proud ENERGY STAR Partner and commits to meet the guidelines for this product to be ENERGY STAR certified. By selecting an ENERGY STAR certified product, you reduce greenhouse gas emissions and save energy. For more information, visit energystar.gov

- The Power Management setting of this product has been enabled by default and has various timing settings (of up to 10 to 30 minutes).
- To change this in Settings, go to Display > Screen timeout.

This product can be awakened from sleep mode by pressing the Side button.

Diagnostic software

This device may be equipped with diagnostic software reporting usage and performance information used to assess, deliver and improve network quality and the overall device experience to wireless customers. Please refer to your service provider’s terms and conditions or privacy policy for more information.



Specific Absorption Rate (SAR) certification information

For information visit:

- www.fcc.gov/general/radio-frequency-safety-0
- www.fcc.gov/encyclopedia/specific-absorption-rate-sar-cellular-telephones
- www.samsung.com/sar

Exposure to Radio Frequency (RF) signals

For information, visit www.samsung.com/us/support/legal/mobile then select **Health and Safety Information > Radio Frequency (RF) signals**

Safe Handling & Recycling of Batteries

WARNING! Never dispose of batteries in a fire because they may explode. Do not disassemble, crush, puncture, heat, burn or reuse batteries.

For more information, visit call2recycle.org or call 1-800-822-8837. Alternatively, visit: www.samsung.com/recycling or call 1-800-SAMSUNG.

FCC Part 15 Information and Notices

This device complies with part 15 of the FCC Rules. Operation is subject to conditions: (1) This device may not cause harmful interference, and (2) this device must accept any interference received, including interference that may cause undesired operation. Operate devices that support wireless power sharing at least 8 inches/20 cm away from your body.

Emergency calls

Emergency calls may not be possible on all wireless mobile device networks or when certain network services and/or mobile device features are in use. Check with local service providers. If certain features are in use (e.g. call blocking) you may first need to deactivate those features before you can make an emergency call.

Pacemaker and implantable medical devices

CAUTION! Persons who have implantable medical devices should consult their health care provider before using mobile electronic devices. For more information, visit www.samsung.com/us/support/legal/mobile then select **Health and Safety Information > FCC Part 15 Information and Notices**

WARNING! Your Samsung device contains magnets. Keep it away from credit cards and devices that may be affected by magnets. Keep your Samsung device more than 6 in./15cm away from medical devices. If you suspect interference with a medical device, stop using your Samsung device and consult your medical provider.

Samsung Electronics America, Inc.

700 Sylvan Avenue

Englewood Cliffs, NJ 07632

Phone: 1.800.SAMSUNG (726-7864)

Internet: www.samsung.com