

## 2 Port VGA Video Splitter - USB Powered ST122LE (2 Port)

### Introduction

Thank you for purchasing a StarTech.com USB Powered VGA video splitter. Offering VGA signal extension up to 65m (210'), this USB powered splitter offers 300MHz of video bandwidth to provide resolutions up to 2048 x 1536 (@60 Hz).

### Features

- Compatible with VGA, SVGA, XGA, QXGA, UXGA and Multisync monitors
- Maximum resolution of 2048 x 1536
- Supports DDC, DDC2, DDC2B


### System Requirements

- A computer with VGA output
- 2 displays with VGA inputs

### Installation

**Please note:** Before connecting the splitter to the source computer and displays, you should ensure that the workspace is configured to require minimal cable between the computer and splitter, and between the splitter and the displays.

While the splitter supports a maximum resolution of 2048 x 1536 pixels, the maximum resolution you will be able to use for your application depends on cable quality and length, and how many interference-causing devices are nearby. You may not be able to use the maximum resolution at longer distances. For the best possible performance, keep the length of cable from the source computer to the splitter to 6 feet (1.8m).



1. Power down the host computer and displays that will be connected.
2. Connect the **Video In** connector on the splitter to the **Video Out** port on the host computer.
3. Using a high-quality HD-15 VGA switchbox male-to-male cable (StarTech.com part number MXT101MMHQ), connect one end of the cable to one of the **Video Out** ports on the splitter. Connect the opposite end to the VGA input on the display. Repeat this process for the remaining display.
3. Connect the tip on the power adapter (provided) to the power port on the video splitter. Connect the remaining end to an available USB port on the host computer.




Once you have completed the steps above, you can power on the displays and the host computer. Each will now display the image from the source computer.

### Specifications

<b>Regulatory Certifications</b>	ROHS, FCC, CE
<b>Connectors</b>	1 X DB15 Male Connector 1 X DB15 Female Connector 1 X USB A Male
<b>Power Adapter</b>	DC 5V 500mA
<b>OS Support</b>	Windows XP/Vista

### Accessory Products from StarTech.com

Contact your local StarTech.com dealer or visit [www.startech.com](http://www.startech.com) for cables or other accessories that will help you get the best performance out of your new product.

-  **MXT101MMHQ10**  
10 ft. Coax SVGA Monitor Cable
-  **MXT101MMHQ25**  
25 ft. Coax SVGA Monitor Cable
-  **MXT101MMHQ50**  
50 ft. Coax SVGA Monitor Cable

**Support, Warranty Information, and Regulatory Compliance Statement**  
 If you ever need help with your product, visit [www.startech.com/support](http://www.startech.com/support) and access our comprehensive selection of online tools, documentation, and downloads. This product is backed by a one-year warranty. In addition, StarTech.com warrants its products against defects in materials and workmanship for the periods noted, following the initial date of purchase. During this period, the products may be returned for repair, or replacement with equivalent products at our discretion. The warranty covers parts and labor costs only. StarTech.com does not warrant its products from defects or damages arising from misuse, abuse, alteration, or normal wear and tear.  
**Limitation of Liability:** In no event shall the liability of StarTech.com Ltd. and StarTech.com USA LLP (or their officers, directors, employees or agents) for any damages (whether direct or indirect, special, punitive, incidental, consequential, or otherwise), loss of profits, loss of business, or any pecuniary loss, arising out of or related to the use of the product exceed the actual price paid for the product. Some states do not allow the exclusion or limitation of incidental or consequential damages. If such laws apply, the limitations or exclusions contained in this statement may not apply to you.

**FCC Compliance Statement:** This equipment has been tested and found to comply with the limits for a Class B digital device, pursuant to part 15 of the FCC Rules. These limits are designed to provide reasonable protection against harmful interference in a residential installation. This equipment generates, uses and can radiate radio frequency energy and, if not installed and used in accordance with the instructions, may cause harmful interference to radio communications. However, there is no guarantee that interference will not occur in a particular installation. If this equipment does cause harmful interference to radio or television reception, which can be determined by turning the equipment off and on, the user is encouraged to try to correct the interference by one or more of the following measures:

- Reorient or relocate the receiving antenna.
- Increase the separation between the equipment and receiver.
- Connect the equipment into an outlet on a circuit different from that to which the receiver is connected.
- Consult the dealer or an experienced radio/TV technician for help.

