

## 7.1 Channel USB External Sound Card with SPDIF Digital Audio

ICUSBAUDIO7D



\*actual product may vary from photos

DE: Bedienungsanleitung - [de.startech.com](http://de.startech.com)

FR: Guide de l'utilisateur - [fr.startech.com](http://fr.startech.com)

ES: Guía del usuario - [es.startech.com](http://es.startech.com)

IT: Guida per l'uso - [it.startech.com](http://it.startech.com)

NL: Gebruiksaanwijzing - [nl.startech.com](http://nl.startech.com)

PT: Guia do usuário - [pt.startech.com](http://pt.startech.com)

For the most up-to-date information, please visit: [www.startech.com](http://www.startech.com)

## FCC Compliance Statement

This equipment has been tested and found to comply with the limits for a Class B digital device, pursuant to part 15 of the FCC Rules. These limits are designed to provide reasonable protection against harmful interference in a residential installation. This equipment generates, uses and can radiate radio frequency energy and, if not installed and used in accordance with the instructions, may cause harmful interference to radio communications. However, there is no guarantee that interference will not occur in a particular installation. If this equipment does cause harmful interference to radio or television reception, which can be determined by turning the equipment off and on, the user is encouraged to try to correct the interference by one or more of the following measures:

Reorient or relocate the receiving antenna.

Increase the separation between the equipment and receiver.

Connect the equipment into an outlet on a circuit different from that to which the receiver is connected.

Consult the dealer or an experienced radio/TV technician for help.

## Use of Trademarks, Registered Trademarks, and other Protected Names and Symbols

This manual may make reference to trademarks, registered trademarks, and other protected names and/or symbols of third-party companies not related in any way to StarTech.com. Where they occur these references are for illustrative purposes only and do not represent an endorsement of a product or service by StarTech.com, or an endorsement of the product(s) to which this manual applies by the third-party company in question. Regardless of any direct acknowledgement elsewhere in the body of this document, StarTech.com hereby acknowledges that all trademarks, registered trademarks, service marks, and other protected names and/or symbols contained in this manual and related documents are the property of their respective holders.

# Table of Contents

Introduction.....	1
Packaging Contents .....	1
System Requirements .....	1
Installation.....	2
Driver Installation .....	4
Specifications.....	5
Technical Support.....	6
Warranty Information.....	6

# Introduction

This versatile External USB Sound Card/Audio Adapter offers a high quality solution for upgrading desktop or laptop sound.

Providing a robust USB audio experience, the USB sound card connects to a host computer through a single USB 2.0 connection, to deliver impressive external audio capability that can instantly be swapped between systems, without having to open the computer case for installation. Supporting analog and digital audio for 2 to 7.1 channel audio applications, the external USB sound card provides a cost-saving upgrade from built-in/on-board sound that turns desktop/laptop sound into a home theater-ready audio solution.

The external USB sound card features easy-to-use volume control and two external microphone inputs - a convenient solution for any audio application requiring high quality sound with multi-input capability with support for 44.1 KHz and 48 KHz sampling rates for both playback and recording. A more than suitable solution for home theater, gaming or multi-media presentations, the External USB Sound Card is easy to install with plug and play support in Windows XP and Windows Vista operating systems.

## Packaging Contents

- 1 x USB Audio adapter
- 1 x USB A-B cable
- 1 x Software CD
- 1 x Instruction Manual

## System Requirements

- An available USB port
- Windows® 10 (32/64), 8 / 8.1 (32/64), 7 (32/64), Vista (32/64), XP (32/64), 2000
- Windows Server® 2008 R2, 2003 (32/64)

# Installation

## Top Controls

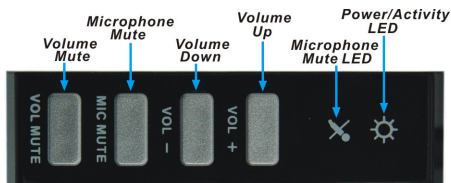
**Volume Mute:** Press this button to mute/un-mute audio outputs.

**Microphone Mute:** Press this button to mute/un-mute microphone.


**Volume (UP, Down):** Increases or decreases audio output volume.

**Microphone Mute LED:** When the microphone inputs are muted, the light will turn on.

**Power/ Activity LED:** The light will be on when the system is powered up. The light will blink when activity is detected.



## Front View



**Headphone:** Connect to headphone.

**Line In:** Connect to tape/CD/DVD Player, or other audio sources for output mixing and/or recording.


**Front Speaker:** Connect to Front speakers (via external amplifier).

**Surround Speaker:** Connect to Surround speakers while in 4/6/8 channel modes (via external amplifier).

**Center/ Bass Speaker:** Connect to Center/Bass speakers while in 6/8 channel modes (via external amplifier).

**Rear Speaker:** Connect to Rear speakers while in 8 channel mode (via external amplifier).

## Rear View



**S/PDIF IN:** Connect to the digital optical output of external audio device via a Toslink cable. The signal only passes through to the S/PDIF OUT.


**S/PDIF OUT:** Connect to the digital optical input of an external audio device via a Toslink cable.

**USB Connector:** Plugs into the system's USB port.

## Side View

**MIC (1) IN:** Connect to a microphone (right channel only).

**MIC (2) IN:** Connect to a microphone (left channel only).



## Driver Installation

**Windows 2000/XP/Server 2003/Vista/7**

1. Plug the USB Sound Adapter into an available USB port.
2. Place the Driver CD into the CD-ROM drive. Click the Start button on the taskbar and click Run. Type "**D:\SOUND\CMedia6206\setup.exe**". (Assuming you have placed the CD in CD-ROM drive labeled as D).
3. Follow the on-screen instructions to complete the software installation.
4. Restart your system. Once you have rebooted the computer, the USB Sound Adapter is now ready to be used.
5. The Sound and Audio Devices settings in Control Panel (or the application) may need to be changed to make the USB Sound Adapter the default audio device before it outputs any audio.

# Specifications

<b>Bus Interface</b>	USB 2.0
<b>Connectors</b>	8 x 3.5mm mini-jack (headphone, line-in, front speaker, surround speaker, rear speaker, center/bass, mic 1, mic 2) 2 x Toslink (S/PDIF in/out)
<b>Buttons</b>	Volume Up, Volume Down, Volume Mute, Mic Mute
<b>LEDs</b>	Power/ Activity, Mic Mute
<b>Chipset</b>	C-Media CM6206
<b>Sampling Rate</b>	48/ 44.1KHz, 16-bit
<b>Dimensions</b>	100.0mm x 60.0mm x 25.0mm
<b>Weight</b>	100g
<b>Compatible Operating Systems</b>	Windows® 10 (32/64), 8 / 8.1 (32/64), 7 (32/64), Vista (32/64), XP (32/64), 2000 Windows Server® 2008 R2, 2003 (32/64)



# Technical Support

StarTech.com's lifetime technical support is an integral part of our commitment to provide industry-leading solutions. If you ever need help with your product, visit [www.startech.com/support](http://www.startech.com/support) and access our comprehensive selection of online tools, documentation, and downloads.

## Warranty Information

This product is backed by a two year warranty.

In addition, StarTech.com warrants its products against defects in materials and workmanship for the periods noted, following the initial date of purchase. During this period, the products may be returned for repair, or replacement with equivalent products at our discretion. The warranty covers parts and labor costs only. StarTech.com does not warrant its products from defects or damages arising from misuse, abuse, alteration, or normal wear and tear.

### Limitation of Liability

In no event shall the liability of StarTech.com Ltd. and StarTech.com USA LLP (or their officers, directors, employees or agents) for any damages (whether direct or indirect, special, punitive, incidental, consequential, or otherwise), loss of profits, loss of business, or any pecuniary loss, arising out of or related to the use of the product exceed the actual price paid for the product. Some states do not allow the exclusion or limitation of incidental or consequential damages. If such laws apply, the limitations or exclusions contained in this statement may not apply to you.

# StarTech.com

Hard-to-find **made easy**®

Hard-to-find made easy. At StarTech.com, that isn't a slogan. It's a promise.

StarTech.com is your one-stop source for every connectivity part you need. From the latest technology to legacy products — and all the parts that bridge the old and new — we can help you find the parts that connect your solutions.

We make it easy to locate the parts, and we quickly deliver them wherever they need to go. Just talk to one of our tech advisors or visit our website. You'll be connected to the products you need in no time.

Visit **[www.startech.com](http://www.startech.com)** for complete information on all StarTech.com products and to access exclusive resources and time-saving tools.

*StarTech.com is an ISO 9001 Registered manufacturer of connectivity and technology parts. StarTech.com was founded in 1985 and has operations in the United States, Canada, the United Kingdom and Taiwan servicing a worldwide market.*