

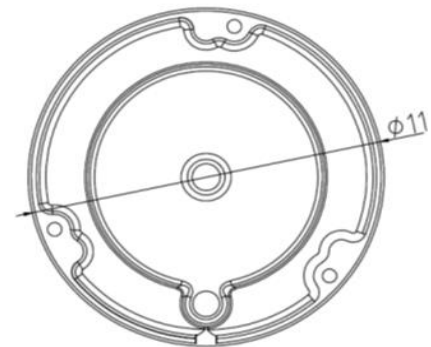
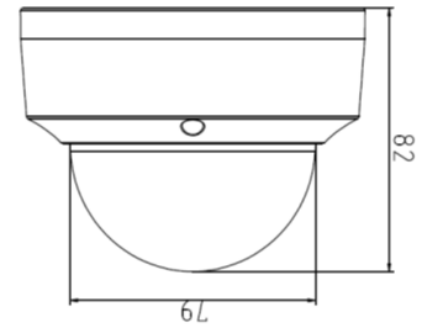
Overview

- 1.3 megapixel resolution
- 3D DNR
- WDR of 120dB
- PoE (Power over Ethernet)
- IR Range up to 30m
- Weather Proof Rating: IP67
- Analytics: Line Cross & intrusion detection
- Vandal Proof: IK 10 Rated
- Built-in Micro SD card slot
- Video Insight VMS license included









Technical Specifications

Device	
Image Sensor:	1/3" Progressive Scan CMOS
Min Illumination:	0.01 Lux @ F1.2: AGC ON 0 lux with IR
Shutter Time:	1/30s ~ 1/100,000s
Lens:	3.6mm @ F2.0
WDR:	120dB
Angle of View:	80.0°
Lens Mount:	M12
Angle Adjustment:	Pan: 0° ~ 355°, tilt: 0° ~ 75°
3-Axis Adjustment :	Yes
Day & Night:	IR cut filter with auto switch
Compression Standard	
Video Compression:	H.264, MJPEG, H.264+
Bit Rate:	32 Kbps ~ 16 Mbps
Dual Stream:	Yes
Analytics:	Line Cross and Intrusion detection
Image	
Max. Image Resolution:	1280 x 960
Frame Rate:	Main Stream 30 FPS (1280 × 960) Sub Stream 25 FPS (1280 x 720)
ROI Codec:	Supported
Image Setting:	BLC, Rotate Mode, Saturation, Brightness, Contrast, Sharpness adjustable by VI software or Camera Firmware
Network	
Alarm Trigger:	Tampering alarm, Network disconnect, IP address conflict, Storage exception
Protocols:	TCP/IP, HTTP, DHCP, DNS, DDNS, RTP, RTSP, PPPoE, SMTP, NTP, SNMP, HTTPS, FTP, 802.1x, Qos (SIP, SRTP, IPv6, Bonjour)
Security:	User authentication, watermark
Interface	
Communication Interface:	1 RJ45 10 M/100 M Ethernet interface
System Compatibility:	ONVIF, PSIA
Local Storage:	Built-in Micro SD card slot, up to 256GB
General	
Operating Conditions:	-22° F – 140° F (-30°C ~ 60°C) Humidity 95% or less
Power Consumption:	MAX: 5 W



Technical Specifications

Impact Protection:	IK10		
Power Supply:	12 VDC ± 25%, PoE (802.3af)		
IR Range:	65-98 ft (20-30 meters)		
Dimensions:	Φ111 × 82 (4.4" × 3.2")		
Weight:	1.3 lbs (600g)		
Software:	Includes Video Insight VMS License		
Warranty:	4 Year Advanced Replacement		
Accessories:	<p>A-MD-ICM</p> 	<p>A-MWM</p> 	<p>A-MWM-Mini</p> 
	<p>A-34-Cap Metal</p> 	<p>A-MD-GBA</p> 	<p>A-Pole Mount</p> 
			<p>Corner Mount</p> 