



JLAB
MIDNIGHT
KEYBOARD

We love that you are rocking JLab!
We take pride in our products and fully stand behind them.



YOUR WARRANTY

All warranty claims are subject to JLab authorization and at our sole discretion. Retain your proof of purchase to ensure warranty coverage.



CONTACT US

Reach out to us at support@jlab.com or visit jlab.com/contact

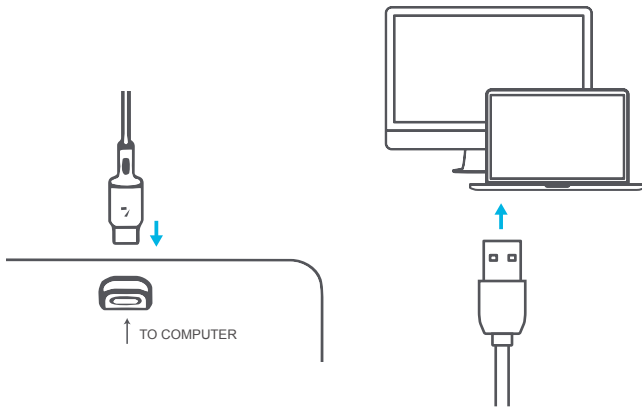
REGISTER TODAY

jlab.com/register

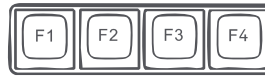
Product updates | How-to tips
FAQs & more

1 CONNECT CABLE

Plug keyboard cable into computer USB-A port.
Midnight Keyboard will turn on



2 CUSTOMIZE



Customize keys on your
Midnight Keyboard with
The Lab App (for PC)

jlab.com/software



KEYS

Fn + Esc:
Toggle Fn lock On/Off

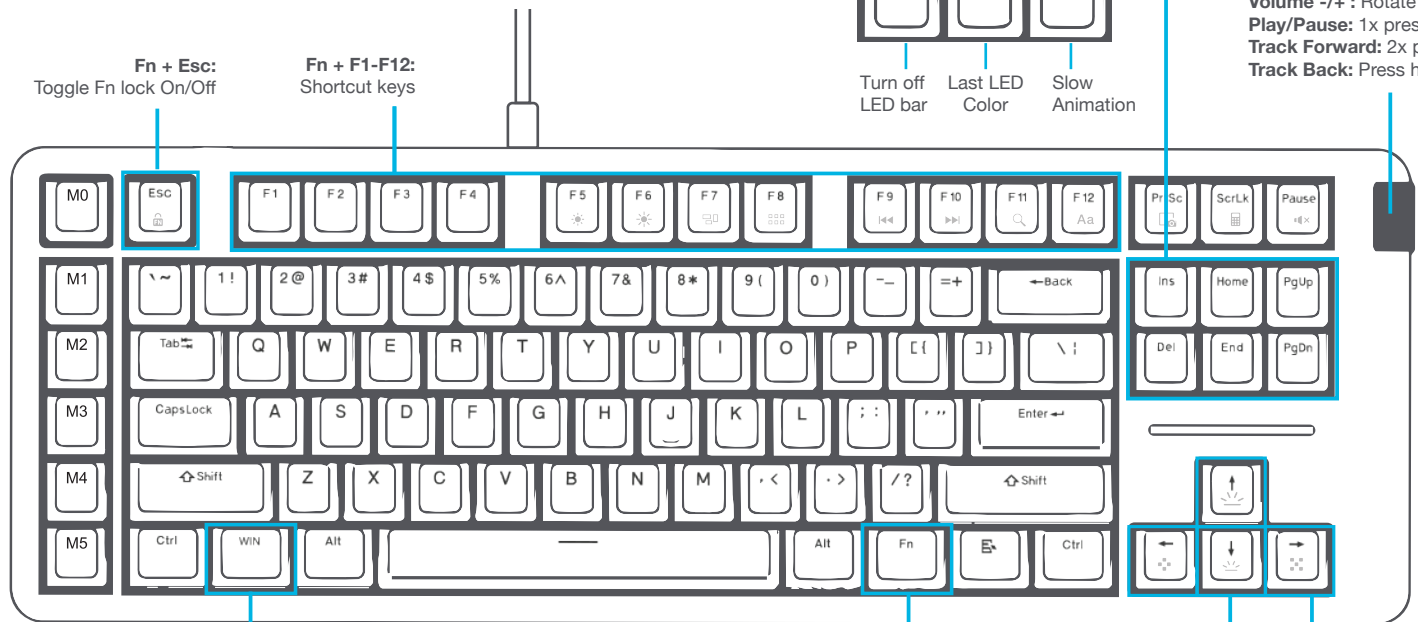
Fn + F1-F12:
Shortcut keys

Cycle LED bar pattern Next LED Color Speed Up Animation



Turn off LED bar Last LED Color Slow Animation

MEDIA DIAL
Volume +/- : Rotate
Play/Pause: 1x press
Track Forward: 2x press
Track Back: Press hold

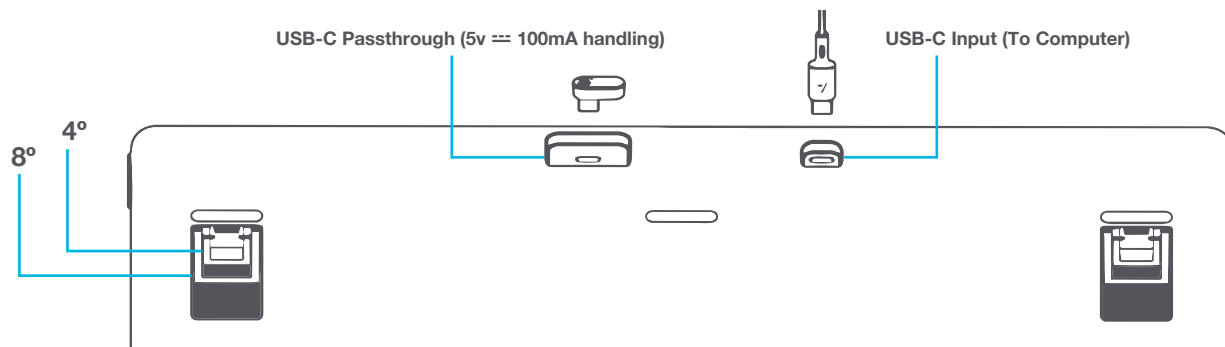


Fn + WIN:
Toggle WIN lock On/Off

Fn +

Fn + Up/Down:
Brightness

Fn + Left/Right:
Cycle LED Pattern



DEFAULT SHORTCUT KEYS

Fn +	MAC	PC
Esc	FN Lock	FN Lock
F1	--	--
F2	--	--
F3	--	--
F4	--	--
F5	Backlit -	Backlit -
F6	Backlit +	Backlit +
F7	Show Applications	Show Applications
F8	Select All	Settings
F9	Track Back	Track Back
F10	Track Forward	Track Forward
F11	Search	Search
F12	Spotlight	



[Shop products](#) | [Product alerts](#) | [Burn-in your headphones](#)

JLab Store + Burn-in Tool

