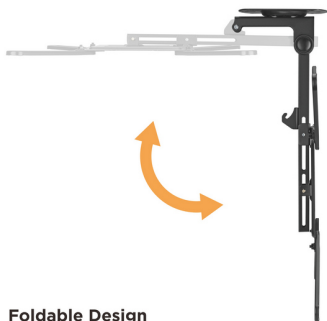


# 650375 23"-55" Ceiling Mount TV Bracket

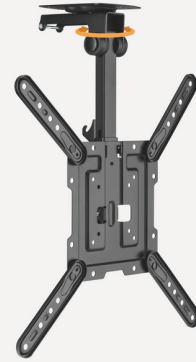
## Product Images



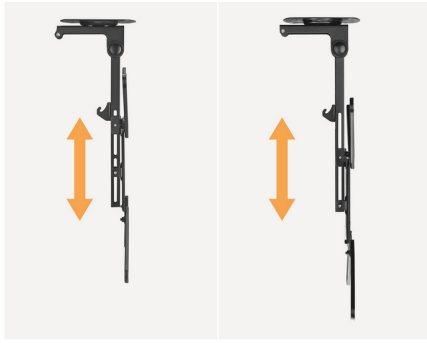
Attaches to ceilings and other structures for a space-saving TV viewing solution



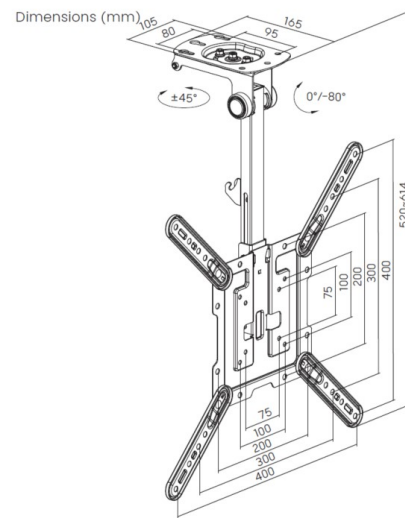
**Foldable Design**  
Stows the TV and locks in place when not in use



**+45°~-45° Swivel**  
Provides the perfect viewing position



**Adjustable Vertical Rail**  
Easily adjust to preferred height



## Short Description

- Max. Load Capacity: 20kg
- Max. VESA: 400x400
- Folding Design: save space when Screen not be used.
- Telescopic height adjustment for optimum visibility
- Freely angling and swiveling for different viewing angles
- Flexible Sliding Rails: to adjusting screen height

- VESA standards compliant

## Description

---

The Equip 650375 23"-55" Ceiling Mount TV Bracket is a versatile and practical solution for mounting your television on the ceiling. This bracket is designed to accommodate TVs with screen sizes ranging from 23 inches to 55 inches, offering flexibility for various viewing setups.

Featuring a sturdy and durable construction, the ceiling mount TV bracket ensures stability and secure support for your television. The adjustable design allows you to customize the viewing angle, making it suitable for a variety of room configurations. This is particularly useful for spaces where wall mounting may not be practical or desired.

Installation is straightforward, and the bracket is compatible with a range of ceiling heights. The versatile design is ideal for both residential and commercial settings, such as living rooms, bedrooms, conference rooms, or retail spaces.

## Additional Information

Harmonized System (HS) code	852990
Customs product code (TARIC)	8529909700
Approval and Compliance	RoHS & REACH
Package Contents	Ceiling Mount TV Bracket User Manual Screws kits
Color	Black
EAN	4015867236116
Model Number	650375
Anti-theft	No
Cable management	No
Bracket type	Tiltable and Swivel
Installation	Ceiling Mounted
Distance to wall (Profile)	83mm
Load Capacity (kg)	20
Material	Stainless Steel
Pan (Swivel) range	+45°~-45°
Screens support quantity	1
Support Curved TV (Monitors)	Yes
Tilt range	0/-80°
VESA compatibility	75x75,100x100,100x200, 200x100,200x200,200x300, 300x200,200x400,400x200, 300x300,300x400,400x300, 400x400
Mount	Ceiling mount
Dimensions (W x D x H)	614 x 435 x 165 mm
Product weight (kg)	2.11

